

# *Peace Corps*

## *Ilokano Language Packet*



DOCUMENT RESUME

ED 401 763

FL 024 262

TITLE Ilokano Language Packet.  
INSTITUTION Peace Corps, Manila (Philippines).  
PUB DATE [96]  
NOTE 284p.  
PUB TYPE Guides - Classroom Use - Instructional Materials (For Learner) (051)  
LANGUAGE Ilocano; English  
EDRS PRICE MF01/PC12 Plus Postage.  
DESCRIPTORS Behavioral Objectives; Communicative Competence (Languages); Competency Based Education; \*Daily Living Skills; Foreign Countries; Grammar; \*Interpersonal Communication; \*Language Patterns; Second Language Instruction; \*Second Languages; \*Uncommonly Taught Languages; Vocabulary Development; Volunteer Training; Workbooks  
IDENTIFIERS \*Ilocano; Peace Corps; Philippines

ABSTRACT

The workbook for Ilokano was designed for language training of Peace Corps volunteers in the Philippines. It consists of: a list of commonly-used phrases for greetings, leavetaking, shopping, asking for directions, managing a conversation, and introducing oneself; a more extensive vocabulary/phrase book of words and expressions used in everyday communication, organized by situation and accompanied by English translations; a list of core competencies at three skill levels (beginning, intermediate, advanced), expressed as performance objectives; an Ilokano-to-English glossary; a series of learning modules to help reinforce student learning in formal lessons; and extensive grammar notes. Topics of the learning modules include those needed for community entry, such as socializing, managing conversation, eating, shopping, travelling, and health. Each module includes a variety of exercises for vocabulary development, understanding of language appropriateness, and grammar. Supplementary worksheets on grammatical points and answers to most exercises are also provided. (MSE)

\*\*\*\*\*  
\* Reproductions supplied by EDRS are the best that can be made \*  
\* from the original document. \*  
\*\*\*\*\*



ED 401 763

# ILOKANO

# LANGUAGE PACKET

FL 24262

U.S. DEPARTMENT OF EDUCATION  
EDUCATIONAL RESOURCE INFORMATION  
CENTER (ERIC)

- This document has been reproduced as received from the person or organization originating it.
- Minor changes have been made to improve reproduction quality.

• Points of view or opinions stated in this document are those of the author(s) and do not necessarily represent those of ERIC or the U.S. Department of Education.

BEST COPY AVAILABLE

Best Copy Available

# THE LANGUAGE PACKET

## INTRODUCTION

To provide assistance to Peace Corps Volunteers in Pre-Service Training, the Language Staff have developed and compiled materials in your target language. This packet contains the following:

- \* Core Competencies
- \* Learning (TL) Fast
- \* Booklet
- \* Tape
- \* Phrase Book
- \* Glossary
- \* Workbook
- \* Grammar Notes

The **Core Competencies** were prepared based on recommendations from volunteers who participated in an assessment of the language training, including its curriculum, in the mid 80's. They contain gambits or expressions used in accomplishing a certain real life task. To provide for difference in learning pace basic, intermediate, and advanced gambits were included. These core competencies served as the basis for most materials in this packet.

**Learning a (TL) Fast** includes basic or commonly used expressions for greetings, leave takings, shopping, asking for directions, managing a conversation and introducing one's self. It also contains a list of pronouns, numbers and time words. An accompanying tape is provided to serve as a model in pronunciation for you.

The **Phrase Book** contains phrases and expressions in everyday communication and are presented according to situational topics relevant to the life of a Peace Corps Volunteer. An English translation is provided for each gambit to facilitate comprehension of its meaning. It is more extensive in scope compared with **Learning (TL) Fast**.

The **Glossary** provides a list of 800 or more words taken from the core competencies that would assist you in your social contacts for community entry. It has an appendix which is a catalog of verb roots to help you understand how a verb is inflected for focus, aspect, or mood.

The **Workbook** was developed due to the clamor of PCVs for written exercises. It contains varied written activities for vocabulary and grammar reinforcement. It also contains exercises for different levels of learners.

The **Grammar Notes** explains grammatical points that will assist you in understanding word and sentence structures of a Philippine language. This, in no way, is incomplete. It consists only of those points vital in your understanding of the gambits or vocabulary. It has an appendix which contains a summary of all grammatical points that were introduced and explained in the notes.

With these materials, we hope to make language learning fun and productive for you.

PAZ B. MEMAN  
Language Specialist

LEARNING ILOKANO FAST

TABLE OF CONTENTS

	Page
1. Greetings	....
2. Leavetakings	....
3. Expressing need for repetitions	....
4. Expressing curiosity	....
5. Expressing lack of knowledge in something	....
6. Shopping	....
7. Expressions of courtesy	....
8. Expressions of preferences, likes, dislikes, needs	....
9. Expressing discomfort and general disability	....
10. Asking for directions	....
11. Introducing self	....
12. Expressing/Inquiring about time	....
13. List of Pronouns	....
Question Words	
Numbers	
Time Words	

## LEARNING ILOKANO FAST

### Translations:

#### 1. Greetings

Good morning.	Naimbag nga bigat mo/yo.	Good morning to you, too.	Naimbag nga bigat no/yo met.
Good afternoon.	Naimbag nga malem mo/yo.	Good afternoon to you, too.	Naimbag nga malem mo/yo met.
Good evening.	Naimbag nga rabii(m)/yo.	Good evening, too.	Naimbag nga rabii(i.i)/yo met.
How are you?	Kumusta ka?	Fine. And you?	Mayat/Nasa yaat/Naimbag, sika?
Where are you going?	Papanam?	Somewhere.	Dita laeng.
Where did you come from?	Napanam/Nagapuam.	There, at Shoe Mart.	Idiay Shoe Mart.

Note: These questions are used for greeting friends when meeting then on corridors, streets, etc.

#### 2. Leavetakings

Ok.	Sige.
I'll see you.	Agkitan to./ Agkita tan to.
Goodbye.	Sige, babay.

#### 3. Expressing need for repetition

Wait	Aguray
Please repeat	Dobliem man
What did you just say?	Ania iti imbagam? / Ania kunam?
Slowly please.	Innayadem man.

#### 4. Expressing curiosity

What is "flower" in Ilokano?	Ania ti Ilokano ti "flower"?	"Flower"	Sabong
What is this?	Ania daytoy?		
What is that?	Ania dayta?		
Who is that?	Sino dayta?		
What is your name?	Ania ti nagan mo?	A little.	Bassit (laeng).
Can you speak English?	Makasao ka ti English?	There is one.	Adda (ti) maysa.
Is there a telephone here?	Adda ti telepono ditoy?	None.	Awan

#### 5. Expressing lack of knowledge in something

Who is he/she?	Sino isu/isuna?	I don't know.	Diak ammo.
Where is <u>Name</u> ?	Ayanna ni <u>Peter</u> ?	I don't know.	Diak ammo.

#### 6. Shopping

Inquiring about price.			
Complaining about price.			
How much is this?	Mano daytoy?	That's cheap.	Nalaka dayta.n
How expensive it is!	Nagngina!	You may.	Sige.
Can I get a discount?	Awan ti tawar na?	How much discount do you like?	Mano ti tawar/kayat mo?
		No more discount?	Awan ti tawar na?

7. Expressions of Courtesy

Thank you.	Agyamanak.
You're welcome.	Awan ti aniamanna.
May I ask you something?	Mabalin ti agsaludsod? / Adda man ti saludsudek?
Sorry.	Dispensarem.
Please (get it for me).	Pakialam man.
	Iyalaan ak man?
	(sentence with a verbal predicate)
	Please.
	(Man) but this word can't stand alone. It has to come at the end of a sentence.

8. Expressions of Preferences, likes, dislikes, needs.

I like this.	Kayat ko daytoy.
I don't like coke.	Saan ko nga kayat ti coke.
I need some paper.	Masapul ko ti papel.
I prefer coke to pepsi.	Kaykayat ko ti coke ngem pepsi.

9. Expressing discomforts and general disability.

I think I'm sick.	Agsakitak sa.
I have headache .	Agsakit ti ulok.
I have stomachache.	Agsakit ti tiyan ko.
I need a doctor.	Maspul ko ti doktor.
Please call a doctor.	Mangayab ka man ti doktor.
I'm tired	Mabannog ak.
I'm very tired.	Nabanbannog ak./Nabannog ak unay.
I'm dizzy.	Ma-ul-ulaw ak..
Where's the comfort room?	Ayanna ti kasilyas?

10. Asking for directions

Where is the \_\_\_\_\_?  
Is it far from here?  
Is it near?

Sadino/Ayanna ti \_\_\_\_\_?  
Adayo manipud ditoy?  
Asideg kadi?

Near Place.  
No. It's over there.  
Yes.

Asideg ti \_\_\_\_\_.  
Saan. Dita laeng./Idta laeng.  
Wen.

11. Introducing self

I'm \_\_\_\_\_.  
He/She's \_\_\_\_\_.

Siak ni \_\_\_\_\_.  
Isu ni \_\_\_\_\_.

12. Expressing/Inquiring about time

What time is it?  
What's the date today?  
Is (are, was, were) there a  
telephone here?

Ania ti orasen?  
Ania ti petsa itatta nga adlaw?  
Adda ti telepono ditoy?

List of Pronouns

Siak  
Sika  
Isuna  
Sikami/Dakami  
Sitayo/Datayo  
Silkayo/Dakayo  
Isuda  
Sita/Data

I  
You (singular)  
He, She  
We (excluding listener)  
We (including listener)  
You (plural)  
They  
(you & me)

Numbers

Maysa  
dua  
tallo  
uppat  
lima  
innem  
pito  
walo  
siyam  
sangapulo

(1)  
(2)  
(3)  
(4)  
(5)  
(6)  
(7)  
(8)  
(9)  
(10)

sangapulo ket maysa  
dua pulo  
dua pulo ket tallo  
uppat a pulo  
lima pulo  
innem a pulo  
pito pulo  
walo pulo  
siyam a pulo  
sanga pulo

(11)  
(20)  
(23)  
(40)  
(50)  
(60)  
(70)  
(80)  
(90)  
(100)



Question Words

Sino?  
Ania?  
Kaano?  
Sadino?  
Ayanna?  
Apay?  
Kasano?  
Mano?  
Ania ka + Dems. pron.  
Mano

Who?  
What?  
When?  
Where (direction)?  
Where (location)?  
Why?  
How?  
How much (cost)  
Which?  
How much (quantity)?

Time Words

Itatta  
Idi kalman  
Itattay  
Intono bigat  
Naladaw

Now, today  
Yesterday  
A while ago  
Tomorrow  
Late

On Sunday  
On Monday  
On Tuesday  
On Wednesday  
On Thursday  
On Friday  
On Saturday

Intono Domingo  
Intono Lunes  
Intono Martes  
Intono Miyerkules  
Intono Huwebes  
Intono Biyernes  
Intono Sabado

day before yesterday  
last week  
last month  
last year  
day after tomorrow  
next week  
next month  
next year

idi naminsan nga aldaw / kalman  
idi napan nga lawas  
idi napan nga bulan  
idi napan nga tawen  
intono maminsan nga aldaw  
intono umay nga luwas  
intono umay nga bulan  
intono umay nga tawen

## I. GREETINGS/LEAVETAKINGS ON THE STREET

- |                                    |                                                  |
|------------------------------------|--------------------------------------------------|
| 1. Good morning/afternoon/evening. | 1. Naimbag nga bigat/malem/rabii.                |
| 2. Good morning, too.              | 2. Kasta met kenka./Naimbag nga<br>_____ mo met. |
| 3. Where are you going?            | 3. Papanam?/Papanan yo?                          |
| 4. Just there.                     | 4. Dita laeng.                                   |
| 5. I am going to your place.       | 5. Mapanak idiy ayan/balay yo.                   |
| 6. I am going to the market.       | 6. Mapanak idiy tiendaan.                        |
| 7. Where have you been?            | 7. Naggapuan?/Naggapuan yo?                      |
| 8. When did you arrive?            | 8. Kaano ka simmmangpet?                         |
| 9. How are you?                    | 9. Kumusta ka?/Kumusta kayo?                     |
| 10. I am fine. And you?            | 10. Mayat/Naimbag/Nasayaat.<br>Ket sika?         |
| 11. Fine, too/also.                | 11. Mayat/Nasayaat/Naimbag met.                  |
| 12. Goodbye.                       | 12. Sige nagrud./Babay.                          |

## II. VISITING A HOME

- |                                        |                                                      |
|----------------------------------------|------------------------------------------------------|
| 1. Anybody home?                       | 1. Apo, adda kadi ti tao?                            |
| 2. Good morning/afternoon/evening.     | 2. Naimbag nga bigat/malem rabii.                    |
| 3. Oh, it's you.                       | 3. Sika met gayam.                                   |
| 4. Come on up./Come in.                | 4. Umuneg kayo./Sumrek kayo.                         |
| 5. May I come in?                      | 5. Mabalin kadi ti sumrek?                           |
| 6. Please be seated                    | 6. Agtugaw kayo.                                     |
| 7. Is there anything I can do for you? | 7. Ania ti maitulong ko para kadakayo?               |
| 8. Would you care for a drink?         | 8. Uminom kayo pay.                                  |
| 9. I'm leaving now.                    | 9. Mapanak/Innak pay.                                |
| 10. I'm going home now.                | 10. Agawid akon./Innakon.                            |
| 11. It's getting late (at night).      | 11. Rabiin.                                          |
| 12. Let's go.                          | 12. Intayon./Intan.                                  |
| 13. I'll go ahead.                     | 13. Umuna akon.                                      |
| 14. See you next time.                 | 14. Aginggana intono maminsan.                       |
| 15. Come again.                        | 15. Umay kayon to manen./<br>Agsubli kayon to manen. |
| 16. Goodbye.                           | 16. Sige ngarud./Babay.                              |
| 17. Thank you very much.               | 17. Agyamanak unay.                                  |

### III. ASKING PEERS FOR BIOGRAPHICAL INFORMATION

- |                                               |                                |
|-----------------------------------------------|--------------------------------|
| 1. What's your name?                          | 1. Ania ti nagan mo?           |
| 1. How old are you?                           | 2. Mano ti tawen mon?          |
| 3. Where are you from?                        | 3. Taga-ano ka?                |
| 4. Where in the U.S.?                         | 4. Sadino idia'y Amerika?      |
| 5. Where do you live here?                    | 5. Paggigiyanan yo ditoy?      |
| 6. Are you married?                           | 6. Adda kadi asawa mon?        |
| 7. Who are your parents?                      | 7. Sino ti nagannak kenka?     |
| 8. Are your parents still alive?              | 8. Sibibiag da pay?            |
| 9. How many brothers and sisters do you have? | 9. Mano ti kakabsat mo?        |
| 10. Is he your brother/father?                | 10. Kabsat/Tatang mo kadi isu? |
| 11. Is she your sister/mother?                | 11. Kabsat/Nanang mo kadi isu? |
| 12. What's your job?                          | 12. Ania ti trabahom?          |

### IV. INTRODUCING ONESELF TO ELDERS/OFFICIALS

- |                                              |                                          |
|----------------------------------------------|------------------------------------------|
| 1. I am _____.                               | 1. Siak ni _____.                        |
| 2. I am from _____.                          | 2. Taga-_____ ak.                        |
| 3. I am _____ years old.                     | 3. _____ ti tawen ko./ _____ akon.       |
| 4. I am a Peace Corps Volunteer.             | 4. Peace Corps Volunteer ak.             |
| 5. I work for the Department of Agriculture. | 5. Agtrabtrabaho ako idia'y D.A.         |
| 6. I will work here for two years.           | 6. Agtrabaho ak ditoy ti duwa nga tawen. |

## V. ASKING FOR AND GIVING DIRECTIONS

1. Excuse me. May I ask something?
2. Where is the \_\_\_\_\_?
3. Where are you going?
4. I'm going to the office.
5. Are you going to town?
6. Is the church near?
7. What place is this?
8. What's the name of this street?
9. Please show me the place.
10. What ride do I take?
11. Where do I catch the jeepney/bus?
12. Where will I get off?
13. How much is the fare?
14. Is this the place?
15. Turn left after the bridge.
16. Turn right at the corner.
17. His house is near the market.
18. The church is across the plaza.
19. The hospital is behind the municipal hall.
20. The school is behind the church.
1. Mabalin (kadi) ti agsaludsod?
2. Ayanna ti \_\_\_\_\_?  
Sadino ti \_\_\_\_\_?
3. Papanan yo?/ Papanam?
4. Mapanak idiy opisina.
5. Mapan ka (kadi) idiy ili?
6. Asideg (kadi) ti simbaan?
7. Ania nga lugar daytoy?
8. Ania nagan daytoy nga kalsada?
9. Itudom man kaniak daytoy nga lugar.
10. Ania ti lugan nga alaek?
11. Sadino ti pagluganak ti dyip/bus?
12. Sadino ti pagbabaak?
13. Mano ti plete/ pamasahé?
14. Ditoyen (kadi ti lugar)?
15. Agpakannigid ka kalpasan ti rangtay.
16. Agpakannawan ka idiy kanto.
17. Asideg ti balay na idiy tiendaan.
18. Adda ti batog ti simbaan diay plasa.
19. Adda ti abay ti munisipyo diay ospital.
20. Adda ti likod ti simbaan diay eskuwelaan.

## VI. BUYING AND BARGAINING AT THE MARKET

- |                                                                            |                                                |
|----------------------------------------------------------------------------|------------------------------------------------|
| 1. What would you like to buy, ma'am?                                      | 1. Ania ti kayat yo nga gatangen, ma'am?       |
| 2. How much is this?                                                       | 2. Mano daytoy?                                |
| 3. How much is a kilo?                                                     | 3. Mano ti maysa nga kilo?                     |
| 4. It's too expensive.                                                     | 4. Nangina unay./Nagngina.                     |
| 5. Is there a discount?                                                    | 5. Mabalín ti tumawar?                         |
| 6. This is cheap.                                                          | 6. Nalaka daytoyen.                            |
| 7. How much do you want?                                                   | 7. Mano ti kayat mo?                           |
| 8. Can you give it for P1.00?                                              | 8. Mabalín ti piso?/Pison, a.                  |
| 9. Give me a kilo of potatoes.                                             | 9. Ikkannak man ti maysa nga kilo nga patatas. |
| 10. Here is my payment.                                                    | 10. Daytoy ti bayad ko.                        |
| 11. Here is your change.                                                   | 11. Daytoy ti suklim.                          |
| 12. Is there anything else?                                                | 12. Adda pay?                                  |
| 13. C'mon. (An expression used to persuade the vendor to meet your terms.) | 13. Sigen.                                     |
| 14. (I am your) regular customer.                                          | 14. Suki.                                      |

## VII. SHOPPING AT A DEPARTMENT STORE

- |                                  |                                |
|----------------------------------|--------------------------------|
| 1. How much is this?             | 1. Mano daytoy?                |
| 2. Are your prices fixed?        | 2. Awan ti tawar nan?          |
| 3. Do you accept checks?         | 3. Agawat kayo ti tseke?       |
| 4. Can I choose?                 | 4. Mabalín ti agpili?          |
| 5. May I see that?               | 5. Mabalín nga makita dayta?   |
| 6. Can I try it on?              | 6. Mabalín nga ipadas?         |
| 7. It's a little bit tight.      | 7. Naillet bassit.             |
| 8. It's a little bit big.        | 8. Dakkel bassit.              |
| 9. It fits me.                   | 9. Mabalín kaniak daytoy.      |
| 10. Does it shrink when washed?  | 10. Kumsen daytoy no malabaan? |
| 11. How many yards will you get? | 11. Mano ngayarda ti alaem?    |
| 12. Please wrap it.              | 12. Bungonem man.              |

## VIII. EXTENDING AN INVITATION TO A MEETING AS :

### (a) Guest Speaker

- |                                                                |                                                                            |
|----------------------------------------------------------------|----------------------------------------------------------------------------|
| 1. Our group is planning to have a meeting on family planning. | 1. Adda plano ti grupo mi nga agmiting panggep ti <i>family planning</i> . |
| 2. We would like to invite you to talk about family planning.  | 2. Imbitaren kayo koma nga agsao panggep ti <i>family planning</i> .       |
| 3. We will be honored if you accept the invitation.            | 3. Maragsakan kami no akseptaren yo ti imbitasyon mi.                      |
| 4. Who will be at the meeting?                                 | 4. Siasino ti mapan ti miting?                                             |

### (b) Participant

- |                                                               |                                                                                     |
|---------------------------------------------------------------|-------------------------------------------------------------------------------------|
| 1. We will have a meeting on Tuesday.                         | 1. Adda miting tayo intono Martes.                                                  |
| 2. It would be nice to have you there.                        | 2. Nasayaat koma no adda kayo idiaiy.                                               |
| 3. We will talk about family planning.                        | 3. Panggep ti <i>family planning</i> ti pagsasaritaan tayo.                         |
| 4. The meeting will start at 8 AM.                            | 4. Mangrugi ti miting ti alas otso ti bigat.                                        |
| 5. Our guest speaker will be in at 7:30.                      | 5. Sumangpet ti <i>guest speaker</i> tayo ti alas 7:30.                             |
| 6. It would be good if we are there before the guest speaker. | 6. Nasayaat koma no adda tayo idiaiy sakbay nga sumangpet ti <i>guest speaker</i> . |
| 7. Will you be able to come?                                  | 7. Makapan ka ngata?/Makaumay ka ngata?                                             |
| 8. I'll see you there.                                        | 8. Agkita tayo idiaiy.                                                              |
| 9. I'll be expecting you there.                               | 9. Urayen ka idiaiy.                                                                |

## IX. EXTENDING AN INVITATION TO A PARTY

- |                                                 |                                                         |
|-------------------------------------------------|---------------------------------------------------------|
| 1. There will be a party at my house on Sunday. | 1. Adda ti <i>party</i> idiaiy balay mi intono Domingo. |
| 2. I would like to invite you to the party.     | 2. Kayat kayo koma nga imbitaren.                       |
| 3. Could you come?                              | 3. Makaumay ka ngata?                                   |
| 4. Bring along your sister/friend.              | 4. Ikuyog mo ti kabsat/gayyem mo.                       |
| 5. Many of our friends will come.               | 5. Adu ti gagayyem tayo nga umay.                       |

6. The party will be on Sept. 10 at 5:00 PM.
7. It will be an informal get-together.
8. We will expect you.

6. Intono Sept. 10 ti alas singko ti malem ti *party*.
7. Simple laeng daytoy nga *party*.
8. Urayen kayo idiaiy.

#### X. REFUSING AN INVITATION

1. I'm sorry, I won't be able to come because I have lots of things to do.
2. I can't assure you of my presence because I have lots of things to do.
3. I will not be able to attend because I have a meeting at \_\_\_\_\_.
4. I will try next time.
5. Thanks anyway for the invitation.

1. Dispensaren yo ta saanak makaumay ta adu ti trabahok.
2. Saanak nga sigurado ngamin adu ti trabahok.
3. Saanak ngata makaumay ta adda miting mi idiaiy \_\_\_\_\_.
4. Padasek intono maminsan.
5. Agyamanak laengen ti imbitasyon yo.

#### XI. INVITATIONAL EXPRESSIONS

1. Come visit/see us.
2. Drop in.
3. Please come with me.
4. Let's take a walk.
5. Come, let's go to \_\_\_\_\_.
6. Let's rest for a while.
7. Please help me.
8. Anytime./All the time.

1. Agpasyar kayo idiaiy balay mi.
2. Dumagas kayo pay.
3. Umay ka metten, a./Kuyugennak man.
4. Agpasyar tayo/pay.
5. Umay kan. Mapan tayo idiaiy \_\_\_\_\_.
6. Aginana tayo pay bassit.
7. Tulungannak man.
8. Uray ania nga oras.

#### XII. MEAL TIME

1. I'm hungry now.
2. Have you eaten yet?
3. Yes, sometime ago.
4. Are we going to eat now?

1. Mabisinakon.
2. Nangan kan?
3. Wen, itattay pay.
4. Mangan tayon?

- |                                                     |                                                     |
|-----------------------------------------------------|-----------------------------------------------------|
| 5. Let's eat.                                       | 5. Mangan tayon.                                    |
| 6. Come join us.                                    | 6. Umaykan, mangan tayon.                           |
| 7. The table is set./Food is ready.                 | 7. Nakasaganan ti lamisaan./<br>Mangan tayon.       |
| 8. Do you like _____?                               | 8. Kayat mo ti _____?                               |
| 9. Please pass the _____.                           | 9. Iyawat mo man ti _____.                          |
| 10. The food is delicious.                          | 10. Naimas ti sida.                                 |
| 11. Please take some more.                          | 11. Mangala ka pay.                                 |
| 12. I have good appetite.                           | 12. NAgimas ti kaan ko.                             |
| 13. I don't have any appetite.                      | 13. Awan ganas ko.                                  |
| 14. What do we have for breakfast/<br>lunch/dinner? | 14. Ania ti almusar/pangngaldaw/<br>pangrabii tayo? |
| 15. We are through eating.                          | 15. Nalpas kami nanganen.                           |
| 16. I am full.                                      | 16. Nabsug akon.                                    |
| 17. That's enough, thank you.                       | 17. Huston, salamat/agyamanak.                      |
| 18. That was a good meal!                           | 18. Nagimas ti sida!                                |

### XIII. LOOKING FOR A PERSON

- |                                              |                                                       |
|----------------------------------------------|-------------------------------------------------------|
| 1. Is the mayor in?                          | 1. Adda ni meyor?/Addadtoy ni meyor?                  |
| 2. Where is he?                              | 2. Napanan na?                                        |
| 3. Will he be out for a long time?           | 3. Mabayag ngata isuna?                               |
| 4. What time will he be back?                | 4. Ania oras isuna nga agsubli?                       |
| 5. May I wait for him?                       | 5. Mabalin nga urayen?/<br>Mabalinak nga aguray?      |
| 6. I'm looking for _____.                    | 6. Birbirukek/Sapsapulek ni _____.                    |
| 7. Do you know where he/she lives?           | 7. Ammom ti balay na?/Ammom ti<br>paggigiyanan na?    |
| 8. He is my friend and I want to<br>to him.  | 8. Gayyem ko isuna ken kayat ko<br>isuna nga makasao. |
| 9. Please tell him I came by.                | 9. Ibagam nga immayak.                                |
| 10. Please tell him I'm coming back on ____. | 10. Ibagam nga umayak intono _____.                   |



#### XIV. MAKING A TELEPHONE CALL

- |                                            |                                         |
|--------------------------------------------|-----------------------------------------|
| 1. Good morning/afternoon/evening.         | 1. Naimbag nga bigat/malem/rabii.       |
| 2. Can I speak to _____?                   | 2. Mabalín nga kasao ni _____?          |
| 3. Who's on the line, please?              | 3. Sino daytoy?                         |
| 4. Hold on./Wait a minute.                 | 4. Mabiit laeng,a.                      |
| 5. Is Mr./Miss _____ around?               | 5. Adda ni Mr./Miss _____?              |
| 6. No, he/she is not around.               | 6. Awan isuna itatta.                   |
| 7. He/She went to _____.                   | 7. Napan isu idiay _____.               |
| 8. When is he/she coming back?             | 8. Kaano isu nga agsubli?               |
| 9. What time is he/she coming back?        | 9. Ania oras isu nga agsubli?           |
| 10. Please tell him/her that _____ called. | 10. Ibagam to man nga immawag ni _____. |
| 11. Thank you.                             | 11. Salamat./Agyamanak.                 |
| 12. You are welcome.                       | 12. Sige, awan ti aniaman na.           |

#### XV. LENDING AND BORROWING

- |                                                              |                                                   |
|--------------------------------------------------------------|---------------------------------------------------|
| 1. Do you have a _____?                                      | 1. Adda ti _____yo?                               |
| 2. May I borrow it?                                          | 2. Mabalín nga buluden?                           |
| 3. Of course.                                                | 3. Wen,a./Siyempre.                               |
| 4. When do you think you can return it?                      | 4. Kaanom nga isubli?                             |
| 5. Can you return it tonight?                                | 5. Maisublim intono rabii?                        |
| 6. I can't lend you my _____<br>because I'm going to use it. | 6. Saan ko maipabulod ti _____<br>ko/k ta usarek. |
| 7. Please take care of it.                                   | 7. Annadam, a.                                    |
| 8. May I borrow it until tonight?                            | 8. Mabalín nga buluden<br>aginggana rabii?        |
| 9. I don't have it.                                          | 9. Awan (met) kaniak.                             |
| 10. It was borrowed by _____.                                | 10. Binulod ni _____.                             |

#### XVI. TIME

- |                      |                              |
|----------------------|------------------------------|
| 1. What time is it?  | 1. Ania orasen?              |
| 2. It's ten o'clock. | 2. Alas diyesen.             |
| 3. It's 1:30 P.M.    | 3. Ala una y medya ti malem. |

4. What day is today?
5. Today is Monday.
6. Tomorrow is Tuesday.
7. Yesterday was Sunday.
8. What date is Friday?
9. When is your birthday?
10. It's time for merienda.
11. When are you leaving?
12. When are you coming back?

4. Ania nga aldaw itatta?
5. Lunes itatta/ita.
6. Martes intono/no bigat.
7. Dominggo idi kalman.
8. Ania petsa intono Biyernes?
9. Kaano ti kasangay/bertdey mo?
10. Meriyendan.
11. Kaano ka pumanaw?
12. Kaano ka agsubli?

### XVII. WEATHER

1. It's warm.
2. It's cold.
3. It's windy.
4. It looks like it's going to rain.
5. It's raining hard.
6. It looks like a typhoon might be coming.
7. A lot of trees were hit by the lightning.
8. A lot of people died during the earthquake.
9. It's drizzling.
10. It rained very hard yesterday..
11. The road is muddy because it's rainy season already.
12. It's very hot because it's dry season already.
13. It's really very hot in the summertime.

1. Napudot./Nagpudot.
2. Nalammin./Naglammin.
3. Naangin./Nagangin
4. Kasla agtudo./Agtudon sa.
5. Napigsa/Nagpigsa ti tudo.
6. Addan sa bagyo./Kasla agbagyo.
7. Adu nga kayo ti nakimat.
8. Nagadu ti natay ti gingined.
9. Agar-arbis.
10. Nagtudo ti napigsa idi kalman.
11. Napitak ti kalsada ta panagtutudon.
12. Nagpudot ta panag-iiniten.
13. Talaga nga napudot no panag-iinit.

## XVIII. ON PHYSICAL DISCOMFORTS

1. How do you feel?
2. I'm not feeling well.
3. I am tired.
4. I think I'm going down with a fever.
5. My throat hurts.
6. I'm sick.
7. I have a toothache.
8. My back aches.
9. My neck hurts.
10. I have a stomach ache.
11. I have diarrhea.
12. My foot itches.
13. I feel cold.
14. I feel dizzy.
15. I'm nauseated.
16. Are you sick?
17. How long have you been sick?
18. Do you have fever?
19. Does it hurt?
20. How are you feeling now?
21. Are you feeling better?
22. Has the child been crying a lot?
23. Hold the child please.
24. Show it to me.
25. Open your mouth.
26. You need medicine/injection.
27. Take this pill.
28. Swallow it.
29. Take this every four hours.
1. Kumusta ti riknam?/ Ania ti mariknam?
2. Madi ti riknak.
3. Nabannogak.
4. Kasla agurigorak./ Makagurigurennak.
5. Nasakit ti karabukub ko.
6. Madi ti bagbagik.
7. Nasakit ti ngipen ko.
8. Nasakit ti bukod ko.
9. Nasakit ti tengged ko.
10. Nasakit ti tiyan ko.
11. Agtaktakki ak.
12. Nagatel ti sakak.
13. Malamminak.
14. Maulawak.
15. Makasarsarwa ak.
16. Agsakit/Masakit ka?
17. Kaano ka pay nga nagsakit?
18. Aggurigor ka?
19. Nasakit?
20. Kumusta ka itan?
21. Nasayaaten ti riknam?
22. Kanayon nga agsangsangit ti ubing?
23. Iggamam man ti ubing.
24. Ipakitam kaniak.
25. Ilukat mo ta ngiwat mo./Luktam ti ngiwat mo.
26. Masapul mo ti agas/iniksyon.
27. Inumem daytoy agas.
28. Tilmunem.
29. Inumem daytoy kalpasan ti kada uppat nga oras.

30. Put a little of this on your \_\_\_\_\_  
everyday.
31. Don't let it get dirty.
32. Don't scratch it.
33. I'm thirsty.
34. I'm sleepy.
35. I'm lazy.
36. I don't feel well today.

30. Ikabil mo daytoy dita \_\_\_\_\_m/mo  
inaldaw.
31. Saan mo nga rugitan daytoy.
32. Saan mo nga kudkuden.
33. Makain-inumak./Mauwawak.
34. Makaturturogak.
35. Masadsadotak.
36. Madi ti riknak itatta.

#### XIX. EXPRESSING ANNOYANCE, DISAPPOINTMENT, OR FRUSTRATION

1. What took you so long?
2. Oh my!
3. It's your fault.
4. It's too late.
5. It's a waste.
6. What a shame!
7. I told you so.
8. It's none of your business.
9. That's not right.
10. That's nothing serious.
11. How irritating/annoying!
12. How vulgar!
13. How awful!
14. Well!
15. So there.
16. Of course./Naturally.
17. Really?

1. Apay nagbayag ka?
2. Ay, Apo!
3. Basul mo. /Sika ngamin.
4. Naladawen.
5. Sayang.
6. Nakababain!
7. Kunak to met.
8. Awan ti bibiang mo.
9. Saan nga husto/agpayso dayta.
10. Awan dayta.
11. Nakasursuron!
12. Nagalas!
13. Nagmadi metten!
14. Ay, sus!
15. Addattan.
16. Siyempre.
17. Agpayso?/Talaga?

#### XX. COMMON COURTESIES

1. Thank you.
2. You're welcome.
3. Excuse me./I'm sorry.
4. I didn't mean to do it.

1. Salamat./Agyamanak
2. Awan ti aniaman na.
3. Pasensiya kayon./Dispensaren yo.
4. Saan ko inggagara.

- |                                       |                              |
|---------------------------------------|------------------------------|
| 5. Please don't be offended.          | 5. Saan ka makaunget,a.      |
| 6. May I pass?                        | 6. Makilabas ak man.         |
| 7. I don't understand.                | 7. Saan ko/Diak maawatan .   |
| 8. I don't know.                      | 8. Saan ko/Diak ammo.        |
| 9. Just a minute./One moment, please. | 9. Mabiit laeng.             |
| 10. Please speak slowly.              | 10. Innayadem man nga agsao. |
| 11. Please repeat.                    | 11. Dobllem/Ulitem man..     |
| 12. I beg your pardon.                | 12. Ania ti kunam?           |

### XXI. FRIENDLY BANTERING

- |                                           |                                 |
|-------------------------------------------|---------------------------------|
| 1. Anything you say.                      | 1. Basta sika./Basta imbagam.   |
| 2. Cool down./Relax.                      | 2. Agkalma ka.                  |
| 3. Lazybones.                             | 3. Sadot.                       |
| 4. Crazy!                                 | 4. Bagtit/Aggu-uyong/Agmauyong! |
| 5. Stupid/Simpleton!                      | 5. Tabbed/Torpe/Gago.           |
| 6. Braggart                               | 6. Pasikat/Lastog.              |
| 7. That's not true!(response to flattery) | 7. Bola.                        |
| 8. Rude/Crude/Dirty-minded.               | 8. Bastos.                      |
| 9. Shameless.                             | 9. Awan babain!                 |
| 10. Liar!                                 | 10. Langsot!/Lastog/!           |
| 11. Cheapskate!                           | 11. Kuripot!/Barat!             |

### XXII. EXPRESSING FAITH/RESIGNATION TO FATE

- |                                    |                           |
|------------------------------------|---------------------------|
| 1. (Just) Be patient.              | 1. Aganus ka bassit.      |
| 2. By God's grace.                 | 2. Kaasi/Asi ni Apo Dios. |
| 3. God willing.                    | 3. Dios ti makaammon.     |
| 4. Come what may.                  | 4. Makaammo tan.          |
| 5. Patience.                       | 5. Pasensiya/Anus.        |
| 6. You can't do anything about it. | 6. Awan ti maaramid mo.   |

### XXIII. MAKING CONCESSIONS

- |                           |                 |
|---------------------------|-----------------|
| 1. Go ahead.              | 1. Sige latta.  |
| 2. Please do.             | 2. Sige laeng.  |
| 3. What now?/What's next? | 3. Ania ngarud? |

### XXIV. EXPRESSING APPRECIATION/PRAISE

- |                                              |                                             |
|----------------------------------------------|---------------------------------------------|
| 1. You have a pretty dress.                  | 1. Nagpintasen ti badom.                    |
| 2. You have a beautiful, very healthy child. | 2. Nagpintasen ti anak mo, nasalun-at.      |
| 3. Your place is nice.                       | 3. Napintas/Mayat ti lugar yo.              |
| 4. I like it here; it's peaceful             | 4. Kayat ko ditoy, naulimek.                |
| 5. You're a good cook.                       | 5. Nalaing ka nga agluto.                   |
| 6. You speak good English.                   | 6. Nalaing ka nga ag-English.               |
| 7. I appreciate what you've done for me.     | 7. Maragsakanak ti inaramid mo para kaniak. |
| 8. I like that.                              | 8. Kayat ko dayta.                          |

### XXV. MISCELLANEOUS EXPRESSIONS

- |                              |                                     |
|------------------------------|-------------------------------------|
| 1. Never mind.               | 1. Saan a balen.                    |
| 2. No big deal./No problem.  | 2. Awan ti problema.                |
| 3. It's up to you.           | 3. Makaammo kan./Adda latta kenkan. |
| 4. Why not?                  | 4. Apay nga saan?                   |
| 5. I'm in a hurry.           | 5. Agdardarasak.                    |
| 6. Do you have loose change? | 6. Adda sinsilyom?                  |
| 7. Should it be?             | 7. Masapul aya?                     |
| 8. Are you sure?             | 8. Sigurado ka?                     |
| 9. Are you finished/done?    | 9. Nalpas kan?                      |
| 10. Not yet./None yet.       | 10. Saan pay./Awan pay.             |
| 11. What are you doing?      | 11. Ania ar-aramidem?               |
| 12. Do you know him/her?     | 12. Am-ammom (kadi) isu/isuna?      |
| 13. I'll do it./I'll get it. | 13. Siakon.                         |
| 14. Come here.               | 14. Umay ka (man) ditoy.            |

- |                                   |                                  |
|-----------------------------------|----------------------------------|
| 15. Who is your companion?        | 15. Sino ti kaduam?              |
| 16. Come with me.                 | 16. Kumuyog/Sumurot ka kaniak.   |
| 17. I know him/her.               | 17. Am-ammok isu/isuna.          |
| 18. I don't remember.             | 18. Diak malagip.                |
| 19. I forgot.                     | 19. Nalipatak.                   |
| 20. What is this?                 | 20. Ania daytoy?                 |
| 21. What is that/that over there? | 21. Ania dayta/daydiay?          |
| 22. Whose money is that?          | 22. Makinkuwarta dayta?          |
| 23. Why not?                      | 23. Apay (nga) saan?             |
| 24. Maybe/Perhaps.                | 24. Siguro.                      |
| 25. I thought.                    | 25. Kunak no.                    |
| 26. Even then.                    | 26. Urayen.                      |
| 27. I wish.                       | 27. Sapay koma.                  |
| 28. You see.                      | 28. Nakitam?                     |
| 29. That's too much.              | 29. Palalo unay dayta./Adu unay. |
| 30. I don't like that.            | 30. Diak kayat dayta.            |
| 31. I have no time.               | 31. Awan (ti) oras ko.           |
| 32. Don't forget.                 | 32. Saan mo nga liplipatan.      |
| 33. Do it yourself.               | 33. Aramidem nga agmaymaysa.     |

#### XXVI. DIRECTION WORDS AND EXPRESSIONS

- |                   |                      |
|-------------------|----------------------|
| 1. above/on       | 1. rabaw             |
| 2. under/below    | 2. sirok/baba        |
| 3. beside         | 3. abay              |
| 4. near           | 4. asideg            |
| 5. in/inside      | 5. uneg              |
| 6. outside        | 6. ruar              |
| 7. in front       | 7. sango             |
| 8. behind/back    | 8. likod             |
| 9. between/middle | 9. tengnga/nagbaetan |
| 10. far from      | 10. adayo iti        |
| 11. here          | 11. ditoy            |
| 12. there         | 12. dita             |
| 13. over there    | 13. idiy             |
| 14. up            | 14. ngato            |

15. down
16. across
17. on the corner
18. this
19. that
20. that over there
21. to the left/turn left
22. to the right/turn right
23. straight ahead/go straight

15. baba
16. bangir
17. idiy kanto
18. daytoy
19. dayta
20. daydiay
21. idiy kannigid/agpakannigid
22. idiy kannawan/agpakannawan
23. diretso/agdiretso

### XXVII. TIME WORDS AND EXPRESSIONS

1. a few days ago
2. after/and then
3. afternoon
4. again
5. always
6. at times/sometimes
7. before (an action)
8. date
9. dawn
10. day
11. day before yesterday
12. earlier/a while ago
13. early
14. evening
15. every
16. everyday
17. every Monday
18. half
19. hour
20. immediately
21. just
22. later
23. last night
24. last week

1. mano nga aldaw nga napalabas
2. malpas/kalpasan na
3. malem
4. manen
5. kanayon
6. no maminsan/no dadduma
7. sakbay
8. petsa
9. parbangon
10. aldaw
11. idi naminsan nga aldaw
12. itattay
13. nasapa
14. rabii
15. kada
16. inaldaw
17. kada Lunes
18. kaguddua
19. oras
20. dagos
21. laeng
22. madamdama
23. idi rabii
24. nakalabas nga dominggo



25. last year
26. many times
27. midnight
28. month
29. next year
30. noon
31. now
32. often
33. on Monday
34. once/at one time
35. seldom
36. someday
37. soon/almost
38. this morning
39. times
40. today
41. tomorrow
42. tonight
43. until
44. used to
45. usually
46. while
47. year
48. yesterday
49. yesterday afternoon

25. nakalabas nga tawen
26. adu nga daras
27. tengnga ti rabii
28. bulan
29. sumaruno nga tawen
30. tengnga ti aldaw
31. ittatta/ita
32. kanayon
33. intono Lunes
34. maminsan
35. manmano
36. addan to aldaw
37. dandanin/asidegen
38. itattay bigat/agsapa
39. daras
40. itatta/ita
41. intono /no bigat
42. intono/no rabii
43. aginggana
44. sigod
45. no maminsan
46. yantangay
47. tawen
48. idi kalman
49. idi kalman ti malem

### XVIII. EXPRESSING QUANTITY

- |                                  |                        |
|----------------------------------|------------------------|
| 1. all                           | 1. amin                |
| 2. bundle                        | 2. sanga reppet        |
| 3. can                           | 3. lata                |
| 4. excess/more than              | 4. nasurok             |
| 5. few/little                    | 5. bassit              |
| 6. five                          | 6. lima                |
| 7. full/filled                   | 7. napunno             |
| 8. hundred                       | 8. sangagasot          |
| 9. many/much/plenty              | 9. adu                 |
| 10. one                          | 10. maysa              |
| 11. pile                         | 11. atado              |
| 12. twenty                       | 12. duapulo            |
| 13. twenty centavos each         | 13. piseta/sagpipiseta |
| 14. two                          | 14. dua                |
| 15. two for twenty-five centavos | 15. dua't binting      |
| 16. whole/entire                 | 16. sangabukel         |

### XIX. COLORS

- |            |                    |
|------------|--------------------|
| 1. black   | 1. nangisit        |
| 2. blue    | 2. asul            |
| 3. brown   | 3. brown/tsokolate |
| 4. gold    | 4. balitok         |
| 5. green   | 5. berde           |
| 6. gray    | 6. kolor dapu      |
| 7. orange  | 7. orens           |
| 8. pink    | 8. rosas/de rosas  |
| 9. red     | 9. nalabbaga       |
| 10. violet | 10. biyoleta/ubi   |
| 11. white  | 11. puraw          |
| 12. yellow | 12. duyaw/amarilyo |

### XXX. DESCRIBING PEOPLE

- |                          |                              |
|--------------------------|------------------------------|
| 1. angry                 | 1. nakaunget                 |
| 2. bad                   | 2. madi/dakes                |
| 3. beautiful/pretty      | 3. napintas                  |
| 4. big                   | 4. dakkel                    |
| 5. careful/cautious      | 5. naannad                   |
| 6. clean                 | 6. nadalus                   |
| 7. conceited/boastful    | 7. napasindayag/nalastog     |
| 8. dark-complexioned     | 8. nangisit/kayumanggi       |
| 9. gentlemanly           | 9. nadayaw                   |
| 10. handsome             | 10. guapo/naguapo            |
| 11. happy/cheerful       | 11. naragsak                 |
| 12. honest/sincere       | 12. nalinteg/naregta         |
| 13. humble               | 13. napakumbaba              |
| 14. ignorant             | 14. nengneng/ignorante       |
| 15. intelligent/wise     | 15. nasirib/nalaing          |
| 16. mischievous/naughty  | 16. pilyo/pilya              |
| 17. modest/refined       | 17. natakneng/naemma         |
| 18. noisy                | 18. naariwawa/nasao          |
| 19. old                  | 19. lakay/baket              |
| 20. pitiful              | 20. kakaasi                  |
| 21. polite/courteous     | 21. naraem/natakneng         |
| 22. rich                 | 22. nabaknang                |
| 23. diligent/hardworking | 23. nagaget                  |
| 24. dirty                | 24. narugit                  |
| 25. drunk                | 25. nabartek                 |
| 26. fair-complexioned    | 26. napudaw                  |
| 27. sad                  | 27. naladingit               |
| 28. short                | 28. pandek                   |
| 29. shy                  | 29. managbabain              |
| 30. slow                 | 30. nabuntog                 |
| 31. small                | 31. bassit                   |
| 32. snobbish             | 32. isnabera/isnabero        |
| 33. stout/fat            | 33. nalukmeg/nataba          |
| 34. strict               | 34. nauyong/istrikta/strikto |
| 35. strong               | 35. napigsa                  |

36. stupid/dumb
37. tall
38. talkative
39. thin/slim
40. ugly
41. young
42. pregnant

36. nengneng/gago/torpe
37. natayag
38. nangiwayat/nasao
39. nakuttong
40. nalaad
41. ubing
42. masakog

### XXXI. DESCRIBING OBJECTS AND CONDITIONS

1. cheap
2. clean
3. deep
4. destroyed/broken
5. durable
6. empty
7. expensive
9. foul-smelling
10. fragrant
11. full/filled
12. hard/tough
13. heavy
14. high
15. light
16. long
17. loose
18. low
19. old
20. rugged
21. shallow
22. sharp
23. short
24. small
25. smooth/fine
26. smooth/levelled
27. soft/tender

1. nalaka
2. nadalus
3. adalem
4. nadadael
5. nalagda
6. awan naggiyan na
8. nangina
9. naangot
10. nabanglo
12. napunno
12. nakulbet/natangken
13. nadagsen
14. nangato
15. nalag-an
16. atiddog
17. nalawa
18. nababa
19. daan
20. napadukkel
21. narabaw/ababaw
22. natadem
23. ababa
24. bassit
25. nalamuyot
26. nasimpa/natumek
27. nalukneng

28. square
29. straight
30. thick
31. thin
32. wet
33. wide

28. kuwadrado
29. nalinteg
30. napuskol
31. nalasaw
32. nabasa
33. akaba

### XXXII. DESCRIPTIVE WORDS FOR CLOTHES

1. bright colored
2. faded
3. pressed/ironed
4. tight/smug
5. wrinkled/creased

1. narangrang
2. naunasan
3. naplantsa
4. naillet/naimeng
5. narinken/nakunes

### XXXIII. DESCRIPTIVE WORDS FOR FOOD

1. alive
2. bitter
3. bland
4. cold
5. cooked
6. crisp
7. decayed/spoiled/rotten
8. delicious/tasty
9. fresh
10. hot/warm
11. hot as in pepper
12. mature/ripe
13. nutritious
14. raw
15. salty
16. sour
17. sweet
18. young

1. nabiag
2. napait
3. nalab-ay/natam-ay
4. nalamiis
5. naluto
6. nasarangsang
7. nabangles
8. naimas
9. sadiwa
10. napudot
11. nagasang
12. naluom
13. nasustansiya
14. naata
15. naapgad
16. naalsem
17. nasam-it
18. naganus

#### XXXIV. DESCRIPTIVE WORDS FOR THE WEATHER

1. bad
2. bright/clear
3. cloudy
4. dark
5. dusty
6. humid
7. muddy
8. rainy
9. windy

1. madi nga tiyempo
2. nasayaat nga tiyempo
3. naulep
4. nasipnget
5. natapok
6. naagneb
7. napitak
8. tiyempo ti tudo/panagtutudo
9. naangin

#### XXXV. BODY PARTS

1. arm
2. armpit
3. back
4. body
5. bone
6. breasts
7. buttocks
8. cheek
9. chest
10. ear
11. elbow
12. eye
13. eyelashes
14. face
15. feet
16. finger
17. forehead
18. hand
19. hair
20. head
21. heart

1. takyag
2. kilikli
3. likod
4. bagi
5. tulang
6. suso
7. ubet
8. pingping
9. barukong
10. lapayag
11. siko
12. mata
13. kurimatmat
14. rupa
15. saka
16. ramay
17. mugging
18. ima
19. buok
20. ulo
21. puso

22. heel
23. hip
24. leg
25. mouth
26. nose
27. penis
28. shoulder
29. skin
30. stomach
31. thigh
32. tongue
33. vagina
34. waist

22. dapan
23. patong
24. gurong
25. ngiwat
26. agong
27. buto
28. abaga
29. kudil
30. tiyan
31. luppo
32. dila
33. uki
34. siket/sibet

#### XXXVI. PARTS OF A PLANT

1. bud
2. flower
3. leaf
4. root
5. seed
6. stem/branch

1. busel
2. sabong
3. bulong
4. ramot
5. bukel
6. ungkay

#### XXXVII. PARTS OF A TREE

1. bark
2. flower
3. leaf
4. root
5. trunk
6. twig

1. ukis ti kayo
2. sabong
3. bulong
4. ramot
5. puon
6. bassit a sanga

### XXXVIII. VEGETABLES

- |                           |                    |
|---------------------------|--------------------|
| 1. banana blossoms        | 1. sabunganay      |
| 2. bitter melon/ampalaya  | 2. parya           |
| 3. cabbage                | 3. ripolyo         |
| 4. chinese cabbage/pechay | 4. petsay          |
| 5. cucumber               | 5. pipino          |
| 6. lima beans             | 6. lima            |
| 7. mongo beans            | 7. balatong/monggo |
| 8. pepper                 | 8. sili            |
| 9. potato                 | 9. patatas         |
| 10. raddish               | 10. rabanos        |
| 11. string beans          | 11. utong          |
| 12. snow peas             | 12. sitsaro        |
| 13. squash                | 13. karabasa       |
| 14. swamp cabbage         | 14. kangkong       |
| 15. sweet potato          | 15. kamote         |
| 16. taro                  | 16. gabi           |
| 17. tomato                | 17. kamatis        |
| 18. white squash          | 18. tabungaw       |
| 19. yam (violet in color) | 19. ubi            |
| 20. yam (native turnip)   | 20. singkamas      |

### XXXIX. FRUITS

- |                    |              |
|--------------------|--------------|
| 1. apple           | 1. mansanas  |
| 2. banana          | 2. saba      |
| 3. calamansi/lemon | 3. kalamansi |
| 4. cashew          | 4. kasuy     |
| 5. chestnut        | 5. kastanyas |
| 6. coconut         | 6. niyog     |
| young              | buko         |
| full of soft meat  | makapuno     |
| 7. grape           | 7. ubas      |
| 8. guava           | 8. bayabas   |
| 9. jackfruit       | 9. langka    |



10. lanzones
11. mango
12. orange
13. papaya
14. peanut
15. pomelo
16. star apple
17. water melon

10. lansones
11. mangga
12. orens/sankis
13. papaya
14. mani
15. lukban
16. kaimito
17. sandya

#### XL. TREES

1. abaca/Manila hemp
2. bamboo
3. cocoa
4. coconut
5. coffee
6. kapok
7. narra
8. needle pine
9. palms
  - anahaw
  - huri
  - nipa
10. pine woods
11. rattan
12. rubber

1. abaka
2. kawayan
3. kakaw
4. niyog
5. kape
6. kapok
7. narra
8. aguho
- anahaw
- huri
- nipa
10. saleng
11. ratan/uway
12. goma

#### XLI. ANIMALS

1. bull
2. carabao/water buffalo
3. cat
4. chick
5. chicken
6. cow

1. baka
2. nuwang
3. pusa
4. piyek
5. manok
6. baka

7. dog
8. duck
9. frog
10. gecko
11. goat
12. goose
13. hen
14. horse
15. lizard
16. monkey
17. mouse/rat
18. pig
19. rabbit
20. rooster
21. sheep
22. snake
23. tadpole
24. turtle
25. turkey

7. aso
8. pato
9. tukak
10. tuko/tikka
11. kalding
12. gansa
13. upa
14. kabalyo
15. alutiit
16. bakes
17. bau/utot
18. baboy
19. kuneho
20. kawitan
21. karnero
22. uleg
23. bayyek
24. pag-ong
25. pabo

#### XLII. BIRDS

1. crow
2. dove/pigeon
3. eagle
4. hawk
5. owl
6. parrot
7. sparrow

1. uwak
2. kalapati
3. agila
4. lawin
5. kuwago
6. loro
7. maya

### XLIII. INSECTS

- |                 |                 |
|-----------------|-----------------|
| 1. ant          | 1. kuton        |
| 2. bee          | 2. alimbubuyog  |
| 3. butterfly    | 3. kulibangbang |
| 4. chicken flea | 4. ayam         |
| 5. cockroach    | 5. ipes         |
| 6. dragonfly    | 6. tuwato       |
| 7. flea         | 7. timel        |
| 8. fly          | 8. ngilaw       |
| 9. louse        | 9. kuto         |
| 10. mosquito    | 10. lamok       |
| 11. moth        | 11. simu-simut  |
| 12. spider      | 12. lawa-lawa   |
| 13. termite     | 13. anay        |
| 14. wasp        | 14. alumpipineg |
| 15. worm        | 15. igges       |

### XLIV. NATURAL OCCURENCES AND ELEMENTS

- |                    |                |
|--------------------|----------------|
| 1. air/wind        | 1. angin       |
| 2. breeze          | 2. angin/angep |
| 3. cloud/fog/mist  | 3. ulep        |
| 4. cyclone/tornado | 4. ipu-ipo     |
| 5. dawn/sunrise    | 5. parbangon   |
| 6. dew             | 6. linnaaw     |
| 7. drizzle/shower  | 7. arbis       |
| 8. dust            | 8. tapuk       |
| 9. earthquake      | 9. gingined    |
| 10. fire/flame     | 10. apoy       |
| 11. lightning      | 11. kimat      |
| 12. moon           | 12. bulan      |
| 13. mud            | 13. pitak      |
| 14. rain           | 14. tudo       |
| 15. rainbow        | 15. bullalayaw |
| 16. sky/heaven     | 16. langit     |

17. smoke
18. soil
19. star
20. steam
21. stone
22. sun
23. sunset
24. thunder
25. typhoon
26. water
27. wave

17. asul
18. daga
19. bituen
20. alingasaw
21. bato
22. init
23. ilelennak ti init
24. gurruod
25. bagyo
26. danum
27. dalluyon

#### XLV. TOPOGRAPHICAL TERMS

1. bay
2. beach
3. creek
4. city
5. coast
6. field/farm
7. forest
8. hill
9. island
10. lake
11. mountain
12. ocean/sea
13. province
14. region
15. river
16. road/street
17. scenery
18. spring
19. town
20. village
21. volcano
22. waterfall

1. baybay
2. baybay
3. waig
4. siyudad
5. igid ti baybay
6. taltalon
7. bakir
8. turod
9. isla
10. lawa
11. bantay
12. baybay
13. probinsiya
14. rehiyon
15. karayan
16. dalan
17. mabuybuya
18. ubbog
19. ili
20. baryo/away
21. bulkan
22. waterpol

## XLVI. PARTS OF THE HOUSE

- |                 |                     |
|-----------------|---------------------|
| 1. bathroom     | 1. banyo            |
| 2. ceiling      | 2. bobida           |
| 3. dining room  | 3. panganan/komedor |
| 4. door/doorway | 4. ruangan/puerta   |
| 5. downstairs   | 5. baba             |
| 6. floor        | 6. datar/suelo      |
| 7. garage       | 7. garahe           |
| 8. kitchen      | 8. kusina           |
| 9. light        | 9. silaw            |
| 10. living room | 10. salas           |
| 11. roof        | 11. atep            |
| 12. room        | 12. kuwarto         |
| 13. sink        | 13. lababo          |
| 14. stairs      | 14. agdan/agdanan   |
| 15. toilet      | 15. kasilyas        |
| 16. upstairs    | 16. ngato           |
| 17. wall        | 17. dingding        |
| 18. window      | 18. tawa            |

## XLVII. KITCHEN UTENSILS

- |                         |                |
|-------------------------|----------------|
| 1. basin                | 1. palanggana  |
| 2. bolo                 | 2. burneng     |
| 3. can opener           | 3. abre lata   |
| 4. cup                  | 4. tasa        |
| 5. dining table         | 5. lamisaan    |
| 6. faucet               | 6. gripo       |
| 7. fork                 | 7. tinidor     |
| 8. glass                | 8. baso        |
| 9. kettle               | 9. kaldero     |
| 10. knife/kitchen knife | 10. kutsilyo   |
| 11. ladle               | 11. aklo       |
| 12. napkin              | 12. serbilyeta |

13. oven
14. pail
15. plate
16. saucer
17. spoon
18. table cloth
19. teaspoon

13. pugon
14. timba
15. plato/pinggan
16. platito
17. kutsara
18. mantel
19. kutsarita

**ILOKANO  
CORE COMPETENCIES**

MODULE No. 1  
 TOPIC : **SOCIALIZING**  
 TASK 1.1 : Meeting people briefly

	Basic	Intermediate	Advanced
1. To greet someone informally	<p>Kumusta? (How are you?)</p> <p>Papanam? (Where are you going?)</p> <p>Naggapuam? (Where have you been?)</p> <p>Mayat. (Fine/Good.)</p>	<p>Kumusta ka? (How are you?)</p> <p>Lumabas ak pay. (Just passing by.)</p> <p>Kastoy latta. (Just the same.)</p>	<p>Kumusta ti biag? (How's life?)</p> <p>Lumabas ak pay (name/<u>endeoripment</u>) (Just passing by _____.)</p> <p>Mayat, kaasi ni Apo Dios. - (Fine/Good, through the mercy of God.)</p>
2. To respond to informal greetings		<p>Sibibiag pay. (Still alive.)</p> <p>Umang-arges pay. (Still breathing.)</p> <p>Agkut-kuti pay.) (Still kicking.)</p> <p>Wen, apo. (Yes, grandfather/grandmother or to any old person/stranger.)</p>	

Wen, nana/tata/manong/manang.  
(Yes, maam.)

tata  
(Sir)

manong  
(to a brother or any older male person)

manang  
(to a sister or any older female person)

Sige.  
(Okay.)

Idiay (location/place.)  
(to/At \_\_\_\_\_.)

Dita laeng.  
(Just there.)

Naimbag nga bigat mo.  
(Good morning.)

malem  
(Good afternoon)

aldaw  
(Good day.)

rabii  
(Good evening.)

3. To greet someone formally

Naimbag nga \_\_\_\_\_ yo amin.  
(Good \_\_\_\_\_ to all of you.)

Naimbag nga \_\_\_\_\_ yo kakabsal ken  
gagayem.  
(Good \_\_\_\_\_ to you brothers/sisters and  
friends.)



4. To respond to formal greetings

Kasta met.  
(Same to you.)

Kasta met kenka.  
(Same to you.)

Naimbag nga \_\_\_ mo met.  
(Good \_\_\_ to you also.)

Naimbag nga \_\_\_ yo amin.  
(Good \_\_\_ to all of you.)

Naimbag nga \_\_\_ yo met kakabsa ken  
gaygayem.  
(Good \_\_\_ to brothers/sisters and  
friends.)

5. To take a leave

Sige, babay.  
(Okay, goodbye.)

Sige, innakon.  
(Okay, I'll go now.)

Sige, innakon ta adda pay trabahok  
(Okay, I'll go now because I still have  
work to do.)

6. To respond to leavetakings

Sige.  
(Okay.)

Mapan akon.  
(I will go now.)

Umuna ak pay ta adda pay aramidok.  
(Okay, I'll go ahead because I still have  
work to do.)

Umuna ak pay.  
(I will go ahead.)

Ni Apo Dios ti kumuyog kenka.  
(God be with you.)

TOPIC : SOCIALIZING

TASK 1.2 : Making and responding to informal introductions

1. To greet	Kumusta? (How are you?)	Kumusta ka? (How are you?)	Kumusta ti biag? (How's life?)
2. To respond to greetings	Mayat. (Good/Fine.)	Mayat met. (Fine too.)	Mayat, kaasi ni Apo Dios. (Fine, through the mercy of God.)
3. To state one's name	Siak ni ____. (I am ____.)	____ ti nagan ko. (My name is ____.)	____ ti birngas/awag da kamiak. (They call me ____.)
4. To state someone's name	Isu ni ____. (He/She ____.)	____ ti nagan na. (Her/His name is ____.)	____ ti birngas/awag da kaniiana/kenkuana. (They call him/her ____.)
5. To ask someone's name	Sika? (You?)	Ania ti nagan mo? (What is your name?)	Ania ti birngas/awag da kenka? (How do they call you?)
	Sika ngay? (How about you?)	Ket sika? (And how about you?)	
6. To ask other information			
a) age	Mano ti tawen mo? (How old are you?)	Mano ti tawen mo itataan? (How old are you now?)	
b) job/occupation	Ania ti trabahom? (What is your job?)	Ania ti trabahom ditoy Peace Corps? (What is your job here in Peace Corps?)	
c) origin	Taga-ano ka? (From where are you?)	Taga-ano ka idiaiy ____? (Where do you live in ____?)	Sadino ti ayan mo idiaiy Amerika? (Where do you stay in America?)
d) status	Adda asawa mon? (Are you married?)	Adda asawam kadin? (Are you married now?)	Awan kadi pay ti asawam? (You don't have wife/husband yet?)
e) parent's whereabouts	Ayanna dagiti dadakkel mo/nagannak kaniam? (Where are your parents?)	Ayanna da nanang ken tatang mo? (Where is your mother and father?)	Pagigianan dagiti nagannak kenka? (Where do your parents stay?)
	Adda pay dadakkel mo? (Are your parents still living?)	Adda pay nanang ken tatang mo? (Are your mother and father still living?)	Adda pay nagannak kenka? (Are your parent still living?)

f) other members of the family

1. brother/sister

Mano ti kakabsat mo?  
(How many brothers/sisters do you have?)

Mano ti kakabsat mo nga babai/lalaki?  
(How many brothers/sisters do you have?)

2. number of people in the family

Mano kayo ti pamilya?  
(How many are you in the family?)

Mano kayo nga agkakabsat?  
(How many brothers and sisters do you have?)

7. to respond to other personal information

a) age

\_\_\_ ak.  
(I am \_\_\_ years old.)

\_\_\_ años ak.  
(I am \_\_\_ years old.)

\_\_\_ ti tawen ko.  
(I'm \_\_\_ years old.)

b) job/occupation

Piskor boluntir ako.  
(I am a Peace Corps Volunteer.)

\_\_\_ ti trabahok.  
(My job is \_\_\_\_\_.)

(job/title) ti trabahok ditoy Pilipinas/PC.  
(I work as a \_\_\_ here in PC/Philis.)

c) origin

Idiay California.  
(In California.)

Taga \_\_\_ U.S.A. ak.  
(I'm from \_\_\_ U.S.A..)

Taga \_\_\_ ak idiay Amerika.  
(I am from \_\_\_ U.S.A.)

d) status

Adda asawa kon./Awan pay asawak.  
(I'm already married/I'm not married.) (Not yet.)

Saan pay.

e) parent's whereabouts

Idiay \_\_\_\_\_.  
(In \_\_\_\_\_.)

Adda da idiay \_\_\_ Amerika.  
(They are in \_\_\_ U.S.A.)

Aggigian da idiay \_\_\_ U.S.A.  
(They are staying in \_\_\_ U.S.A.)

f) other members of the family (brothers/sisters)

Maysa ti lalaki.  
(One brother.)

(no.) ti lalaki ken (no.) ti babai.  
(\_\_\_ brothers and \_\_\_ sisters.)

Dua to babai.  
(Two sisters.)

\_\_\_ kami amin.  
(We are \_\_\_\_.)

Tallo kami amin.  
(We're three.)

8. To express thanks
- Agyamanak.  
(Thank you.)
  - Dios ti agngina.  
(Thank you.)
  - Agyaman ak unay kenka.  
(Thank you very much.)
  - Salamat.  
(Thank you.)
  - Agyaman ak met.  
(Thank you too.)
  - 9. To respond to thanks
  - Sige.  
(Okay.)
  - Awan ti aniaman na.  
(Don't mention it./You are welcome.)

TOPIC : SOCIALIZING  
 TASK 1.3. : Explaining PCV assignment in casual conversation

- |                                                           |                                                                             |                                                                                                                                                                                                                            |                                                                                                                                                                            |
|-----------------------------------------------------------|-----------------------------------------------------------------------------|----------------------------------------------------------------------------------------------------------------------------------------------------------------------------------------------------------------------------|----------------------------------------------------------------------------------------------------------------------------------------------------------------------------|
| 1. To ask about one's work/job                            | Ania ti trabahom?<br>(What is your job?)                                    | Ania ti obram ditoy?<br>(What is your job here?)                                                                                                                                                                           | Ania ti kuaem ditoy Pilipinas?<br>(What do you do here in the Phils.?)                                                                                                     |
| 2. To describe one's job in terms of employer/affiliation | Pis Kor Boluntir ak ti U.S. Peace Corps.<br>(I am a PCV of US Peace Corps.) | Pis Kor Boluntir ak ken agrabaho ak idiy Departmento ti _____<br>(I am a PCV and working at the Department of _____.)                                                                                                      |                                                                                                                                                                            |
| 3. To ask more information about one's work/job           | Ania ti trabahom idiy _____?<br>(What is your job at the _____?)            |                                                                                                                                                                                                                            |                                                                                                                                                                            |
| 4. To state additional information about one's work       | Extension worker ak.<br>(I'm an extension worker.)                          | Extension worker/teacher trainer ak ken tumutulung ak kadagiti tattao/mamaestra ti barangay ken eskwelahan.<br>(I am an extension worker/teacher trainer and I'm helping the people/teachers in the barangay and schools.) | Agrabaho ak a kas extension worker /teacher trainer tapno tumulong kadagiti tattao.<br>(I'll work as an extension worker/a teacher trainer in order to help the - people.) |
| 5. To express appreciation                                | A! Mayat.<br>(Oh! Good.)                                                    | Nasayaat. Sapay koma ta makatulung ka.<br>(That's good. Hopefully you can be of help to them.)                                                                                                                             |                                                                                                                                                                            |

TOPIC : **SOCIALIZING**

TASK 1.4 : **Meeting the Host Family for the first time**

- |                                                |                                                                     |                                                                                  |
|------------------------------------------------|---------------------------------------------------------------------|----------------------------------------------------------------------------------|
| 1. To greet                                    | Naimbag nga ____ yo,<br>nana/tata/amin.<br>(Good ____ to you ____.) | Naimbag nga ____ yo,<br>nana/tata/amin.<br>(Good ____ to you ____.)              |
| 2. To respond to greetings                     | Naimbag nga ____ yo met.<br>(Good ____ to you, too.)                | Kasta met kadakayo.<br>(Same to you.)                                            |
| 3. To state one's name                         | Siak ni ____.<br>(I am ____.)                                       | ____ ti nagan ko.<br>(My name is ____.)                                          |
| 4. To ask someone's name                       | Sika?<br>(You?)                                                     | Sikayo, ania ti nagan yo?<br>(How about you, what's your name?)                  |
| 5. To ask someone's condition                  | Kumusta ti pinagbiag ditoy?<br>(How's life going on here?)          | Kumusta kayo met ngay?<br>(How are you?)                                         |
| 6. To state someone's condition                | Nasayaat met.<br>(Fine.)                                            | Narigat latta ti biag.<br>(Life is still difficult.)                             |
| 7. To show PCTs/PCV's room                     | Umay ka, kitaem ti kuartom.<br>(Come, take a look at your bedroom.) | Umay ka ta kitaem ti pagturog,am.<br>(Come, so you'll see your bedroom.)         |
| 8. To express thanks                           | Salamat.<br>(Thanks.)                                               | Agyamanak unay.<br>(Thank you so much.)                                          |
| 9. To ask location of comfort room/bathroom    | Ayanna ti kasilyas/banyo yo?<br>(Where is your toilet/bathroom?)    | Mabalin ak mapan idiaiy kasilyas/banyo yo?<br>(Can I go to the toilet/bathroom?) |
| 10. To state location of comfort room/bathroom | Idiaiy (location).<br>(In/At the ____.)                             | Adda idiaiy (location/place).<br>(It's at the ____.)                             |
| 11. To show the dining hall                    | Daytoy ti panganan.<br>(This is the dining hall.)                   | Mangan tayo ditoy.<br>(We'll eat here.)                                          |
| 12. To express appreciation                    | Napintas.<br>(It's beautiful.)                                      | Kayat ko. Mayat.<br>(I like it. Good.)                                           |
| 13. To encourage someone to get some rest      | Aginana ka pay.<br>(You rest first.)                                | Aginana ka pay umuna idiaiy kuartom.<br>(You rest first in your bedroom.)        |

14. To express thanks

Sige.  
(Okay.)

Sige, agyaman ak.  
(Okay, thank you.)

Agyaman ak unay.  
(Thank you so much.)

TOPIC : SOCIALIZING

TASK 1.5 : Making small talk about personal background

1. To ask questions about one's personal background

1. personal information questions:  
a) travel

Kumusta ti biyahem?  
(How was your trip?)

Kumusta ti panagbiyahem?  
(How was your trip?)

Kumusta ti biyahem nga nagkikipu  
idiay Amerika?  
(How was your trip from the States?)

b) length of stay

Nabayag ka ditoyen?  
(Have you been here for a long time?)

Kaano ka nga simmangpet?  
(When did you arrive?)

Kaano ka nga simmangpet manipud  
idiay Amerika?  
(When did you arrive from the States?)

c) language study

Agad-adal ka ti Ilokano?  
(Are you learning Ilokano?)

Nabayag ka nga agad-adal ti Ilokano?  
(Have you been learning Ilokano for a  
long time?)

Adu ti ammo mon nga Ilokano?  
(Do you know Ilokano that well now?)

d) residence

Paggigianam?  
(Where are you staying?)

Paggigianam ditoy (place)?  
(Where are you staying here?)

Sadino ti paggigianam? Sir .o ti Host  
Familym?  
(Where are you staying? Who is your  
Host Family?)

e) age

Mano ti tawen mon?  
(How old are you?)

Manon ti tawen mon ngay?  
(How old are you, by the way?)

Manon ti tawen mon ngay?  
(How old are you, by the way?)

f) birthday

Kaano ti kasangay mo?  
(When is your birthday?)

Kaano ti kasangay mo ngay?  
(When is your birthday?)

Kaano ka nga naiyanak?  
(When were you born?)

g) educational attainment

Ania ti kursom?  
(What course did you finish?)

Ania ti nalpas mo nga karera?  
(What course did you finish?)

Ania ti inadal mo iti kolchiyo?  
(What did you study in college?)

h) marital status

Adda asawa mon?  
(Are you married?)

Apay nga awan pay ti asawam  
agingga itatta?  
(Why are you not married until now?)

Apay nga saan mo pay kayal ti  
agasawa?  
(Why aren't you married yet?)

i) place of origin  
(temperature/climate)

Nalamiis idiay?  
(Is it cold there?)

Ania ti tiempo idiay \_\_\_\_ itatta?  
(What is the climate in \_\_\_\_ now?)

Ania paniempo na itatta idiay?  
(What is the climate in \_\_\_\_ now?)

2. To respond to questions on one's personal background

1. personal information responses:

a. travel	Mayat. (Fine/Good.)	Makabannog. (It's tiring.)	Makabannog ken adayo ti biyaha (It's tiring and it's very far.)
b. length of stay	Saan pay. (No.)	Nabiit pay. (Only recently.)	(number) nga (week/month) pay laeng. (___ week/month only.)
c. language	Wen. (Yes.)	Nabiit pay. (Only recently.)	Bassit pay laeng. (Only a little.)
d. residence	Saan unay. (Not really.)	Saan pay. (Not yet.)	Bassit laeng. (Only a little.)
e. age	Idiay (place/direction). (At ____.)	Idiay ayan da (name). (At ____'s place.)	- Idiay balay da (name) idiay (place/direction). (At the residence of (name) in (place/direction).)
f. birthday	(age)	___ akon a. (I'm only ___ years old.)	
g. educational attainment	(month/date/year)	Idi/Intono (month/date / year). (On ____.)	
h. marital status	(course/title).	Ubng ak pay. (I'm still young.)	Adu pay ti kayat ko nga aramiden. (I still want to accomplish a lot of things in life.)
i. place of origin (temperature/climate)	Awan pay. (Not yet.)	Haan ko pay mapanunot. (I've not given it a thought yet.)	Adu pay ti ambisyon ko. (I still have many ambitions.)
3. Giving comment about one's age	Wen. (Yes.)	(season) itaita idiay (location). (It's (season) now in (location).)	6.)
	Ubng ak pay. (Still young.)	Ubng ka pay ngarud. (You are still young.)	Ag-enjoy ka, uray ta ubing ka pay (Enjoy, anyway your'e still young.)



TOPIC : SOCIALIZING  
 TASK 1.6 : Informing Host Family about intention of stepping out

- |                                          |                                                                                    |                                                                                                             |                                                                                                                                               |
|------------------------------------------|------------------------------------------------------------------------------------|-------------------------------------------------------------------------------------------------------------|-----------------------------------------------------------------------------------------------------------------------------------------------|
| 1. To express one's intention of leaving | Adda papanan <sup>1</sup> Nanang.<br>(I have to go somewhere.)                     | Pumanaw ak intono (time expression),<br>(endearment).<br>(I'm leaving on _____.)                            | Nanang, pumanaw ak intono (time expression).<br>(_____ I will leave on _____.)                                                                |
| 2. To ask where one is going             | Sadino?<br>(Where?)                                                                | Papanam?<br>(Where are you going?)                                                                          | Sadino ti papanam?<br>(Where will you go?)                                                                                                    |
| 3. To state where one is going           | Idiay _____.<br>(In/At _____.)                                                     | Mapan ak idiay (place).<br>(I will go to _____.)                                                            | Mapan ak idiay _____ nga ayan ni (name).<br>(I will go to _____ at _____'s place.)                                                            |
| 4. To ask one's purpose for leaving      | Ania aramidem?<br>(What will you do there?)                                        | Ania ti mapan mo aramidem idiay?<br>(What will you do there?)                                               | Ania ti mapan mo aramidem idiay ayan ni (name) idiay (place).<br>(What will you do at _____'s place, in _____ (place)?)                       |
| 5. To state one's purpose for leaving    | Mapan ko kitaen ti proyekto ni (name).<br>(I'll go and see the project of (name).) | Mapan ki bistaen ti proyekto ni (name) idiay (place).<br>(I'll go and visit the project of _____ in _____.) | Mapan ko pasyaran ti proyekto ni (name) nga (name of project) idiay (place).<br>(I will go and visit the project of which is _____ in _____.) |
| 6. To ask when one is coming back        | Kaano ka nga agawid?<br>(When will you return?)                                    | Kaano ka nga agsubli?<br>(When will you come back?)                                                         | Kaano ti planom nga panagsubli ditoy?<br>(When do you plan to return here?)                                                                   |
| 7. To state estimated time of arrival    | Intono (time expression / day)<br>(This/On _____.)                                 | Siguro, intono (time expression / day).<br>(Maybe on _____.)                                                | Siguro, intono (time expression) ti (day) nga sumangpet ak.<br>(Maybe, I'll arrive (time expression) on (day).)                               |
| 8. To take leave                         | Sige, mapan akon.<br>(Okay, I will go now.)                                        | Sige, (endearment term), mapan akon.<br>(Okay, _____ I'll go now.)                                          | Sige, (endearment term) agpakaida akon.<br>(Okay, I'll bid you goodbye now.)                                                                  |
|                                          | Innakon, Nanang.<br>(I'm leaving now _____.)                                       | Nanang, innak pay.<br>(_____ I'm leaving now.)                                                              |                                                                                                                                               |

9. To respond to leavetakings

Sige.  
(Okay.)

Agannad ka.  
(Take care.)

Ni Apo Dios ni kumuyog kenka.  
(God be with you.)

63

63

TOPIC : SOCIALIZING  
 TASK 1.7 : Explaining PCV project assignment in the local community

1. To ask project of the PCV

Ania ti proyektom?  
 (What is your project?)

Ania ti aramidem nga proyekto?  
 (What project would you be doing?)

Ania ti panpanunuiem nga proyekto para idiy site mo?  
 (What are you thinking as a project in your site?)

Adda proyekto mon?  
 (Do you have a project now?)

Ania ti planom nga proyekto?  
 (What is you planned project?)

Ania nga proyekto ti kayat mo nga aramidem?  
 (What project would you like to do?)

2. To state one's project

SALT ti projekt ko.  
 (My project is on SALT.)

Agaramid ak ti (name of project).  
 (I will make \_\_\_\_.)

Kayat ko ti agaramid ti (name of project).  
 (I want to make a \_\_\_\_.)

3. To ask how project will address needs of the community

Kasano makatulong dayta ti tattao?  
 (How will that help the people?)

Kasano nga makatulong dayta iti kasapulan dagiti tattao?  
 (How would that respond to the needs of the people?)

Kasano nga makaited dayta ti tulong para kadagiti tattao?  
 (How will that be of help to the people?)

4. To state how project will address needs of the community

Tumulong iti panagbiag dagiti tattao.  
 (To help the people in their livelihood.)

Makatulong daytoy nga mangpasayaat ti panagbiag dagiti tattao.  
 (This will help improve the livelihood of the people.)

5. To ask PCV's role in the project

Ania trabahom iti proyekto?  
 (What is your role in the project?)

Ania ti pagarup mo nga trabahom?  
 (What do you think will be your role in the project?)

6. To state PCV's role in the project

Tulungak ti co-worker ko.  
 (I will help my co-worker.)

Tulungak ti co-worker ko nga agbirok ti pondo para ti proyekto.  
 (I will help my co-worker get funding for the project.)

TOPIC : SOCIALIZING  
TASK 1.8 : Expressing humor

1. To tell a joke

Adda joke ko.  
(I have a joke.)

Adda armok nga joke.  
(I know a joke.)

Madama ti klase ti Science.  
Agisursuro ti maestro panggep ti danum. Kuna ti maestro, "Ti H<sub>2</sub>O ket danum met laeng".  
(During a Science class, the teacher taught about water. The teacher said, "H<sub>2</sub>O is also water".)

Ti sumaruno nga aldawm nag-review dagiti estudyante. Nagsaludsod ti maestro.  
(The next day the student reviewed their lesson. The teacher asked a question.)

M: John ispelem man ti danum?  
(John, will you spell danum?)

J : D-A-N-U-M

M: Tony, spell water.

T : H-2-O

M: Apay nga H-2-O?  
(Whay H-2-O?)

T : Ket no kunam idi kalman nga ti H<sub>2</sub>O ket danum met laeng.  
(Because yesterday you said H<sub>2</sub>O is also water!)

Ania daydiay?  
(What's that/is it?)

Ania ti joke mo?  
(What is your joke?)

Mayat.  
(Good.)

Mayat ti joke mo a.  
(Your joke is cool.)

77

73

2. To respond to a joke

Kayat ko ti joke mo.  
(I like your joke.)

Nagkomi.  
(It's corny.)

Saan met nga makapakatawa.  
(It's not funny.)

Ania ti nakakatkatawa idia'y?  
(What's funny?)

Ngee!  
(Ugh!)

Saan nga makapakatawa.  
(Not funny.)

Ania ti nakakatkatawa?  
(What's funny?)

TOPIC : LANGUAGE TO MANAGE LEARNING  
TASK 2.1 : Identify language to be used in communication

1. To state level of ability to speak target language

Ammok ti ag-Ilokano.  
(I know how to speak Ilokano.)

Ammok ti agsao ti Ilokano.  
(I know how to speak Ilokano.)

Ammok bassit ti agsao ti Ilokano.  
(I know how to speak a little Ilokano.)

Nalaing ak nga ag-Ilokano.  
(I am good at speaking Ilokano.)

Saan ak unay nga nalaing nga ag-Ilokano.  
(I am not very good at speaking Ilokano.)

Bassit laeng ti ammok.  
(I only know a little.)

Saan ko unay nga amo ti agsao.  
(I am not very good in speaking Ilokano.)

Maa watak.  
(I understand.)

Makaawatak bassit.  
(I can understand a little.)

Bassit laeng ti maawatak.  
(I only understand a little.)

2. To state level of ability in understanding target language

TASK 2.2 : Making requests about manner of speech

1. To ask someone to repeat

Ania?  
(What?)

Ania kinunam?  
(What did you say?)

Ania ti imbagam?  
(What did you say?)

Dobliem man?  
(Will you please repeat?)

Ania dayday?  
(What's that?)

Ulitem man?  
(Will you please repeat?)

70

2. To ask someone to pause/stop speaking for a moment

Aguray.  
(Wait.)

Aguray ka.  
(You wait.)

Mabiit laeng.  
(Just a minute// just a moment.)

**TASK 2.3 : Eliciting meaning in Target Language**

1. To ask for meaning (definition/explanation)

Ania ti kayat nga saoen ti \_\_\_\_?  
(What does \_\_\_\_ mean?)

Ania ti kaiipapanan ti \_\_\_\_?  
(What does \_\_\_\_ mean?)

Ania ti kayat mo nga saoen?  
(What are you trying to say?)

2. To state meaning (definition/explanation)

Kayat na nga saoen kastoy, \_\_\_\_.  
(I means \_\_\_\_.)

3. To ask how to say something in TL

Ania ti Ilokano ti (English word)?  
(What is \_\_\_\_ in Ilokano?)

Kasanom nga ibaga ti Ilokano ti (English word)?  
(How do you say \_\_\_\_ in Ilokano?)

Kasano ti pangngilokano ti (English word)?  
(How do you say \_\_\_\_ in Ilokano?)

4. To state how to say something in TL (meaning of the word in TL)

Husto? (right?)

5. To ask for appropriateness of certain expressions in given situations

Husto? (right?)

Husto ti imbagak?  
(Did I say it right?)

Kasanok nga ibaga iti Ilokano?  
(How will I say it in Ilokano?)

**TASK 2.4 : Ensuring communication is clear**

1. To state lack of understanding

Diak maawatan.  
(I don't understand.)

Diak maawatan ti imbagam.  
(I didn't understand what you're saying?)

Diak maawatan ti kayat mo nga saoen  
(I don't understand what you're trying to say.)

2. To state confusion

Matitikaw ak.  
(I'm confused.)

Matitikaw ak ti ibagbagam.  
(I'm confused with what you're saying.)

Matitikaw ak ti sasaoem.  
(What you are saying is confusing.)

3. To confirm understanding

Naawatak.  
(I understand.)

Naawatak ti imbagam.  
(I understand what you said.)

Wen, raawatak.  
(Yes, I understand.)

TOPIC : FOOD  
 TASK 3.1 : Finding out about new food

1. To ask name of food

Ania daytoy?  
 dayta?  
 daydiay?  
 (What is this?  
 that?  
 that (yonder)?)

Ania kadi daytoy?  
 dayta?  
 daydiay?  
 (What is this?  
 that?  
 that (yonder)?)

Ania ti awag yo (iti) daytoy/ditoy?  
 dayta/dita?  
 daydiay/idiay?  
 (How do you call this?  
 that?  
 that (yonder)?)

2. To state name of food

\_\_\_\_ daytoy.  
 (This is \_\_\_\_.)  
 \_\_\_\_ dayta.  
 (That is \_\_\_\_.)  
 \_\_\_\_ daydiay.  
 (That (yonder) is \_\_\_\_.)

\_\_\_\_ ti awag iti daytoy.  
 (They call this \_\_\_\_.)  
 \_\_\_\_ ti awag iti dayta.  
 (They call that \_\_\_\_.)  
 \_\_\_\_ ti awag iti daydiay.  
 (They call that (yonder) \_\_\_\_.)

3. To ask about taste of food

Naimas?  
 (Delicious?)  
 Ania ti raman na?  
 (How does it taste?)

Naimas kadi?  
 (Is that delicious?)

Ania ti raman na daytoy?  
 (What is the taste of this?)

4. To describe taste of food

Wen naimas.  
 (Yes, delicious.)

Nasam-it.  
 (Sweet.)

Nasam-it bassit.  
 (A little sweet.)

Naalsem.  
 (It's sour.)

Naalsem bassit.  
 (A little sour.)

Naamnaw.  
 (It's bland.)

Napait.  
 (It's bitter.)

5. To ask how food is prepared

Kasano nga lutoen daytoy?  
 (How do you cook this?)

Kasano nga isagana daytoy nga makan?  
 (How do you prepare this food?)

Kasano ti panagluto yo iti daytoy?  
 (How do you cook this?)

Kasanoq ji panagluto iti daytoy?  
 (How do you cook this?)

6. To describe how food is prepared  
a. method

Lauyem.  
(You boil.)

Tunuem.  
(You broil it.)

Prituem.  
(You fry it.)

Iyuper mo.  
(You marinate it.)

b. temperature

Naimimas no napudot.  
(It's more delicious when served hot.)

c. ingredients

Laokam ti (condiments) ken \_\_\_\_\_.  
(Mix it with \_\_\_\_\_ and \_\_\_\_\_.)

Nayunam ti rikado ken dadduma pay.  
(Add ingredients and other spices.)

TASK 3.2 : Finding out how to eat new food

1. To ask manner of eating food

Kasano nga kanen daytoy?  
(How do you eat this?)

Kasano ti panagkaan iti daytoy nga  
(name of food)?  
(How do you eat \_\_\_\_\_?)

Kasano nga kanen dayta?  
(How do you eat that?)

Kasano nga kanen daydiay?  
(How do you eat that (yonder)?)

2. To describe/explain manner  
of eating food

Ukisam.  
(Peel it.)

Saan mo nga kanen ti ukis ken bukel  
na.  
(You don't eat its peelings and seeds.)

Pisicem.  
(Cut into half.)

Saan mo nga kanen ti tulang na.  
(You don't eat the bone.)

Iwaem.  
(Slice/Cut it.)



**TASK 3.3 : Offering/Responding to an offer for new food**

1. To offer food	Mangan ka. (Eat.)	(endearment term) mangan tayon/ kayon. (Let's eat _____.)
	Kayat mo? (Do you like?)	Kayat mo ti (name of food)? (Do you like _____?)
	Ramanam. (Taste it.)	Ramanam daytoy (name of food). (Taste this ____, it's delicious.)
2. To respond to offer for food by accepting food	Sige. (Okay.)	Agyaman ak. (Thank you.)
	Salamat. (Thank you.)	
3. To respond to offer for food by refusing	Saanen. (No.)	Saanen, nabsog ak pay. (No, I'm still full.)
		Diak kayat ti (name of food). (I don't like _____.)
4. To state reason for refusing food	Nabsog ak pay. (I'm still full.)	
5. To encourage/insist that someone try the food offered	Mangan ka latta. (Just eat.)	Sige mangan ka latta, para kadatayo amin daytoy. (Okay, keep on eating. This is for all of us.)
	Mangan ka pay. (Keep on eating.)	Mangan kayo latta awanen ti mangyan nga sabali. (Just keep on eating. Nobody's going to eat anymore.)

3.3

**TASK 3.4 : Preparing food**

**1. To ask about need for food/drink**

Mabisin ka?  
(Are you hungry?)

Kayats mo ti manganen?  
(Would you like to eat now?)

Maaaw-waaw ka?  
(Are you thirsty?)

Makain-inom ka kadi?  
(Would you like something to drink?)

Ania ti kayats mo nga inomen?  
(What would you like to drink?)

**2. To state need for food/drink**

Mabisin ak.  
(I am hungry.)

Kayats ko ti mangan ti (name of food).  
(I would like to eat \_\_\_\_.)

Makaininom ak.  
(I am thirsty.)

Kayats ko ti uminom ti (kind of drink).  
(I would like to drink \_\_\_\_.)

**3. To ask about ingredients**

Ania ti inkabil mo?  
(What did you put here?)

Kasanom nga inaramid daytoy?  
(How did you do this?)

Ania ti inusar mo nga rikado?  
(What did you use as ingredients?)

**TOPIC : SHOPPING**

**TASK 4.1 : Locating sources of needed items**

**1. To ask source of needed item**

Paggatanganan ti (name of item)?  
(Where can I buy \_\_\_\_?)

Ayanna ti paggatanganan ti (name of item)?  
(Where can I buy \_\_\_\_?)

Ayanna ti paggatanganan ti (name of item) ditoy?  
(Where can I buy \_\_\_\_ here?)

**2. To state source of needed item**

Idiay (location/place).  
(At \_\_\_\_.)

Mapan ka idiay (location/place).  
(Go to \_\_\_\_.)

Idiay ayan da (name) idiay (location).  
(At \_\_\_\_ in \_\_\_\_.)

TASK 4.2 : Selecting items

1. To ask what item is needed

Ania dayday?  
(What is it?)

Ania ti masapul yo?  
(What do you need?)

Ania ti kayat yo nga gatangen?  
(What do you want to buy?)

2. To state what item is needed

Adda (item needed) yo?  
(Do you have \_\_\_\_\_?)

Adda kadi (name of item)?  
(Do you have \_\_\_\_\_?)

Mabalin ti gumatang ti (name of item)?  
(Can I buy \_\_\_\_\_?)

3. To ask preferences about needed items

Ania nga klase?  
(What kind?)

Gumatang ak man ti (name of item).  
(I want to buy \_\_\_\_\_.)

Gumatang ak koma ti (name of item).  
(I wish to buy \_\_\_\_\_.)

Ania nga kolor/size ti kayat mo?  
(What color/size do you like?)

Agpili ka no ania nga kolor wenna size ti kayat mo.  
(Choose the color/size you like.)

Ania kaniada ti kayat mo?  
(Which of them do you like/want?)

4. To state preferences about needed items

Kayat ko ti (color/size).  
(I like \_\_\_\_\_.)

Adda (color/size) yo?  
(Do you have \_\_\_\_\_?)

- Adda (color/size) nga (name of item) yo?  
(Do you have \_\_\_\_\_ of \_\_\_\_\_?)

5. To ask where an item is located within a market area or store

Ayanna ditoy ti paglakoan ti (name of item)?  
(Where do they sell \_\_\_\_\_ here?)

Pakasarakan ditoy ti (name of item)?  
(Where can I find \_\_\_\_\_?)

Ayanna ditoy ti pakasarakan ti (name of item)?  
(Where can I find \_\_\_\_\_ here?)

6. To give directions within a market area or within a store

Dita abay ti (specific item/location).  
(Near the \_\_\_\_\_.)

Dita laeng asideg ti (specific item/location).  
(Near the \_\_\_\_\_.)

Idiay landa na ti \_\_\_\_\_ idiay  
(E.g. At the back/in front of the market section.)

**TASK 4.3 : Determining price**

- |                                    |                                                                            |                                                                     |                                                                                                                                                                         |
|------------------------------------|----------------------------------------------------------------------------|---------------------------------------------------------------------|-------------------------------------------------------------------------------------------------------------------------------------------------------------------------|
| 1. To ask price                    | Mano daytoy?<br>(How much is this?)                                        | Mano ngay daytoy, ading?<br>(How much is this/that, ading?)         | Sagmamano ngay daytoy/dayta, ading?<br>(How much is this/that, ading?)                                                                                                  |
| 2. To state price                  | Mano dayta?<br>(How much is that?)<br><br>(price) pesos.<br>(_____ pesos.) | (price) pesos laeng.<br>(_____ pesos only.)                         | (price) nga pisos laeng dayta.<br>(That's _____ pesos only.)                                                                                                            |
| 3. To complain about the price     | Ay! Nangina.<br>(Oh! It's expensive.)                                      | Nagngina met.<br>(It's very expensive.)                             | Nakangingina metten ti lakom. Awan tawar nan?<br>(Your items/goods are very expensive. Is there no discount?)                                                           |
| 4. To negotiate a bargain          | Mabalin ti tumawar?<br>(Can I bargain?)                                    | Awan ti tawar nan?<br>(No discount?)                                | Kissayam metten, a.<br>(Can you reduce the price?)<br><br>Paud-udan nak metten, a.<br>(Do give me discount.)                                                            |
| 5. To insist on the original price | Kasta lattan.<br>(That's it.)                                              | Kasdiay lattan ti prcsyo na.<br>(The price is fixed.)               | Malugi ak, awan pay iday puonan nan<br>(I'll lose, I wouldn't even break even.)                                                                                         |
| 6. To agree on the bargained price | Sige.<br>(Okay.)                                                           | Sige, buena mano.<br>(Okay, because you are the first buyer.)       | Alaem ngaruden, buena mano laeng<br>(Okay get it, because you are the first buyer.)                                                                                     |
| 7. To disagree with the price      | Nagngina met.<br>(It's very expensive.)                                    | Nagngina metten saan laengen.<br>(Too expensive, I'm not buying.)   | Saan nga mabalin nangingina met<br>Ngem no ited mo idlay tawar ko gumatang ak.<br>(Never mind, it's too expensive. But if you give it to me at a discount, I will buy.) |
| 8. To pay                          | Bayad.<br>(Here's my payment.)                                             | Bayad ko o.<br>(Here's my payment.)                                 | Daytoy ti bayad ko.<br>(Here's my payment.)                                                                                                                             |
| 9. To ask for a change             | Tay suplik.<br>(My change please.)                                         | Ayanna ti suplik (endearment term)?<br>(Where is my change, _____?) | Ayanna ti suplik (endearment term)?<br>(Where is my change, _____?)                                                                                                     |

10. To identify incorrect change and ask for additional money
11. To ask for receipt
12. To give the receipt

Agkurang ti suplik.  
(My change is lacking.)

Agkurang daytoy suplik, (endearment term).  
(I still need \_\_\_\_\_.)

Agkurang pay ti (amount) daytoy suplik (endearment term).  
(I still lack \_\_\_\_\_.)

Resibo man.  
(Receipt please.)

(endearment term) masapul ko ti resibo.  
(I need receipt.)

Laglagipem nga ikkan ti resibo (endearment term) hah?  
(Remember to put the receipt, okay?)

Daytoy.  
(Here it is.)

Daytoy ti resibom.  
(Here is your receipt.)

Isu daytoy ti resibo ti ginatang mo.  
(This is the receipt of what you've purchased.)

TOPIC : TRANSPORTATION  
TASK 5.1 : Taking local transportation

1. To state desired local destination
2. To ask best type of transportation to take
3. To state best type of transportation to take
4. To ask location of pick-up points for local transportation
5. To state location of pick-up points

Mapan ak idiaiy (name of place).  
(I'm going to \_\_\_\_\_.)

Ayanna ti (name of place) ditoy?  
(Where is \_\_\_\_\_ here?)

Kayate ko ti mapan idiaiy (place).  
(I want/like to go to \_\_\_\_\_.)

Ania luganak? / Ania pagluganak?  
(What [means of transportation] will I take?)

Ania ti lugan nga mapan idiaiy (name of place)?  
(What [means of transportation] will I take going to \_\_\_\_\_?)

Ania ti kamayatan nga luganan / pagluganan nga mapan idiaiy (name of place/location)?  
(What is the best transportation going to \_\_\_\_\_?)

Ag-(type of transportation) ka.  
(Take a \_\_\_\_\_.)

Aglugan ka ti (type of transportation).  
(Take a \_\_\_\_\_.)

Awan ti (type of transportation) nga mapan idiaiy masapul nga aglugan ka ti (type of transportation).  
(There's no \_\_\_\_\_ going there so you need to take a \_\_\_\_\_.)

Pagluganak?  
(Where will I get a ride?)

Sadino ti pagluganak?  
(Where will I get a ride?)

Ayanna ti pangalaak ti lugan nga mapan idiaiy (place).  
(Where will I get a ride going to \_\_\_\_\_?)

Ayanna ti istasyon ti (type of transportation)?  
(Where is the \_\_\_\_\_ terminal?)

Sadino ti ayan ti istasyon ti (type of transportation) nga agpa (place).  
(Where's the terminal bound for \_\_\_\_\_?)

Idiaiy (name of place).  
(At \_\_\_\_\_.)

Idiaiy (location/name of place) ti (landmark).  
(At the \_\_\_\_\_ near the \_\_\_\_\_.)

Aglugan ka idiaiy (location) ti (landmark) idiaiy (specific place).  
(Take a \_\_\_\_\_ near the \_\_\_\_\_ in \_\_\_\_\_.)

6. To ask for route of vehicle	Papanan na daytoy? (Where will this [vehicle] go?)	Lumabas kadi daytoy idiaiy (place/ location or landmark)? (Does this [vehicle] pass through ?)
7. To state route of vehicle	Idiaiy (direction/place)? (In/At/Through ____.)	Lumabas idiaiy _____. (This will pass through/by ____.)
8. To state destination where to get off	Idiaiy (name of place). (In/At ____.)	Idiaiy (name of place) it pagdissauyuk (I will get off at ____.)
9. To ask fare	Mano ti plete? (How much is the fare?)	Mano ti pagpletetek nga agingga idiaiy (place of destination)? (How much is the fare up to ____ ?)
10. To state fare	(amount) laeng. (____ only.)	(amount) pesos agingga idiaiy (point of destination). (____ up to ____.)
11. To ask for one's change	Suplik. (My change, please.)	(endearment term), tay suplik? (Can I have my change, please?)
12. To stop a vehicle	Para! (Stop!)	Para ditoyen. (Stop here.)

3.

33

**TASK 5.2 : Taking a trip**

- |                                                 |                                                                                     |                                                                                                                    |                                                                                                                       |
|-------------------------------------------------|-------------------------------------------------------------------------------------|--------------------------------------------------------------------------------------------------------------------|-----------------------------------------------------------------------------------------------------------------------|
| 1. To state destination out of town             | Magaan ak idiay (name of place).<br>(I will go to ____.)                            | Agpa(name of place) ak.<br>(I am bound for ____.)                                                                  | Kayat ko ti mapan idiay (name of place).<br>(I like/want to go to ____.)                                              |
| 2. To ask best type of transportation to take   | Ania ti mayat nga pagluganan?<br>(What is the best type of transportation to take?) | Mabalin ti ag(type of transportation) nga mapan in diay (place)?<br>(Is it possible to take a ____ going to ____?) | Ania ti napintas nga pagluganan nga agpa(name of place)?<br>(What is the best type of transportation bound for ____?) |
| 3. To state best type of transportation to take | Ag(type of transportation) ka.<br>(Take a ____.)                                    | (type of transportation) ti luganam.<br>(Take a ____.)                                                             |                                                                                                                       |
| 4. To ask location of transportation center     | Ayanna ti istasyon?<br>(Where is the station?)                                      | Ayanna ti istasyon ti (type of transportation) ditoy?<br>(Where is the ____ station here?)                         |                                                                                                                       |
| 5. To state location of transportation center   | Idiay (name of place).<br>(In/At ____.)                                             | Ayanna ti 'airport' ditoy?<br>(Where is the airport here?)                                                         |                                                                                                                       |
| 6. To ask destination                           | Papanan yo?<br>(Where are you going?)                                               | Sadino ti papanan?<br>(Where are you going?)                                                                       |                                                                                                                       |
| 7. To state destination                         | Idiay (name of place).<br>(To ____.)                                                |                                                                                                                    |                                                                                                                       |
| 8. To ask distance of trip                      | Adayo kadi?<br>(Is it far?)                                                         | Kasano kaadyo ti (name of place).<br>(How far is ____.)                                                            | Kasano kaadayo ti (name of place).<br>(How far is ____?)                                                              |
| 9. To state distance of trip                    | Siguro (no. of kilometer) kaadayo.<br>(Maybe about ____.)                           | (no.) nga kilometro manipud ditoy.<br>(____ kilometer/s from here.)                                                |                                                                                                                       |
| 10. To ask time of departure                    | Ania oras nga mapan?<br>(What time does it leave?)                                  | Ania ti oras nga mapan tayo?<br>(What time are we leaving?)                                                        | Ania nga oras tayo nga mapan (endearment term)?<br>(What time are we leaving ____?)                                   |

Mapan daytoyen?  
(Is this vehicle going to leave now?)

11. To state time of departure	Alas (time). (At _____.)	Siguro, alas (time). (Maybe at _____.)	Madamdama pay bassit nga (time). (Little bit later, at about _____.)
12. To ask type of ticket passenger carries	Ania ti ticket yo? (What ticket do you have?)	Ticket laeng daytoy nga mapan, saan nga uray pagsubli. (This ticket is good for one way trip only.)	
13. To state status of ticket	Mapan laeng. (It's for a one way trip only.)	Mapan ken agsubli. (It's for a round trip.)	
14. To ask fare	Mano ti plete? (How much is the fare?)	Mano ti plete agingga idiaiy (place)? (How much is the fare until _____?)	
15. To state fare	P (amount). (P _____)	P (amount) laeng. (P _____ only.)	
16. To ask payment procedure	Pagbayadan? (Where will I pay the ticket?)	Sadino ti pagbayadan? (Where will I pay the ticket?)	Sadino/Ayanna ti paggatang,an/ -gumatangan ti ticket? (Where do I buy a ticket?)
17. To state payment procedure	Idiaiy 'booth'. (At the booth.)	Idiaiy ayan ti kahera. (To the cashier.)	
			Idiaiy to kondoktoren. (To the conductor (later).)

S.



TOPIC : HEALTH  
 TASK 6.1 : Getting medical help

1. To state that one is sick

Maululaw ak.  
 (I feel dizzy.)

Nakapsut ak.  
 (I feel weak.)

Agsakit ak.  
 (I'm sick.)

Aggurigor ak.  
 (I have a fever.)

Nasugatan ak.  
 (I'm wounded.)

Madi ti riknak.  
 (I don't feel well.)

Madi ti bagbagik.  
 (I don't feel well.)

2. To state body part that hurts

Nasakit ti (part of the body) ko.  
 (My \_\_\_ hurts.)

Agsaksakit ti (part of the body) ko.  
 (My \_\_\_ is in pain.)

Agsaksakit ti (part of the body) ko  
 - siguro (cause of sickness) ak.  
 (My \_\_\_ hurts, maybe because )

3. To state need for help

Tulangan ak man.  
 (Please help me.)

Mabalin nga tulongan ak?  
 (Can you help me?)

Masapul ko ti (medical item).  
 (I need \_\_\_\_.)

Adda (medical item) yo?  
 (Do you have \_\_\_\_?)

Masapul ko ti (medical item) para ti  
 sakit ti (part of the body)?  
 (I need medicine for my \_\_\_\_.)

5. To ask where medical help can be obtained

Ayanna ti doktor ditoy?  
 (Where's the doctor here?)

Adayo ti ospital?  
 (Is the hospital far from here?)

Ayanna ti mabalin nga  
 pagpadokturan?  
 (Where can I possibly get medical  
 treatment here?)

6. To state where medical help can be obtained

Idiay (location/place).  
 (In/At \_\_\_\_.)

Mapan ka idiay \_\_\_\_\_.  
 (Go to \_\_\_\_.)

7. To ask where medical service can be available

Ayanna ti ospital ditoy?  
 (Where is the hospital here?)

Ayanna ti balay ti doktor ditoy?  
 (Where is the doctor's house here?)

00

- |                                                                   |                                            |                                                                    |                                                                                                                               |
|-------------------------------------------------------------------|--------------------------------------------|--------------------------------------------------------------------|-------------------------------------------------------------------------------------------------------------------------------|
| 8. To ask for availability of medical service/help                | Adda ni Doktor?<br>(Is the doctor in?)     | Mabain nga makita ni Doktor?<br>(Can I see the Doctor?)            | Adda pasyente ni Doktor?<br>(Does the doctor have a patient [now]?)                                                           |
| 9. To ask for availability/unavailability of medical service/help | Adda ni Doktor.<br>(The doctor is in.)     | Awan ni Doktor itatta.<br>(The doctor is not here right now.)      | Urayen yon, dandani malpasen idlay pasyente na; sika ti sumarunon.<br>(Kindly wait, the doctor will be with you in a minute.) |
|                                                                   | Awan ni Doktor.<br>(The doctor is not in.) | Madamdama pay nga sumangpet.<br>(The doctor will be coming later.) |                                                                                                                               |

# GLOSSARY

ILOKANO

## EXPLANATORY NOTES

The words appearing in this glossary are based on the Core Competencies used at Pre-Service Training. However, other relevant vocabulary has been included for PCVs' continuing language study at their sites.

Abbreviations used are the following:

N	Noun
V	Verb
ADV	Adverb
ADJ	Adjective
P	Pronoun
C	Conjunction/Connector
PA	Particle
Q	Question Word
EX	Expression
PP	Preposition
PV	Pseudo Verb
A-F	Actor Focus
O-F	Object Focus
L-F	Locative Focus
I-F	Instrumental Focus
B-F	Benefactive Focus
IMP	Imperative
INF	Infinitive
Var.	Variant

As a guide to proper pronunciation, accent marks are used to indicate which syllable or syllables are to be stressed.

An acute accent (') is used to mark the strongest stress in the word while the circumflex accent (^) is used when the final syllable is stressed and at the same time has a glottal stop.

The appendix contains a list of all roots of the verbs found in the glossary.

## ACKNOWLEDGEMENT

Sincere thanks go to Dr. Arthur Crisfield, Training Officer, who initiated the development of a glossary for use by Peace Corps Volunteers at Pre-Service Training; Language Coordinators Yda Liongson and Betchie Jabson who headed the first group that worked on the glossaries: Tony Ordiz and Fe Quijano, Language Coordinator and Assistant Language Coordinator respectively, for the Language Materials Development Project who continued to refine the work; Feliciano "Jun" Terrenal Jr. and Gemma Javier who developed this Ilokano glossary; and other Peace Corps Staff who contributed to the making of this material.

PAZ B. MEMAN  
April 1990

a kás	(ADJ)	short form of 'a kasla'; just like, similar to
ababá	(ADJ)	short (for objects)
abaga	(N)	shoulder
abagátan	(N)	south
ábay	(ADV)	near; beside
abogádo	(N)	attorney; lawyer
Abril	(N)	April
adáyo	(ADJ)	far
ádda	(NO)	there is; are/was/were; have; had; has
adobo	(N)	meat (chicken/pork) cooked in vinegar, pepper, etc.
ag-enjoy	(V)	to enjoy; will enjoy; enjoy (A-F)
ag-Ilokano	(V)	to speak Ilokano, will speak Ilokano (A-F)
agad-ádal	(V)	is studying; is learning (A-F)
agánnad	(V)	to take care; will take care; take care (A-F)
agarámid	(V)	to do; to make; will do; will make; do/make (A-F)
agasáwa	(V)	to get married; will get married (A-F)
agasawa	(N)	couple
agatol	(N)	farm crab
agáwid	(V)	to go home; will go home; go home (A-F)
agbabain	(V)	is shy; is embarrassed (A-F)
agbirok	(V)	to find; will find (A-F)
ágdan	(N)	stairs
agdáwat	(V)	to ask; to request; will ask; ask/request (A-F)
agguridor	(V)	to have a fever; has a fever; will have a fever (A-F)
aginana	(V)	to take a rest; will take a rest (A-F)
agingga	(ADV)	until
agisursuro	(V)	is teaching; is coaching (A-F)
agkabsat	(N)	sibling relationship
agkakábsat	(N)	brothers/sisters
agkurang	(V)	to lack; will lack (A-F)
agkut-kuti	(V)	is moving (A-F)
aglugan	(V)	to ride; will ride (A-F)
agong	(N)	nose

Agosto	(N)	August
agpaarámid	(V)	to cause someone to do something (A-F)
agpakáda	(V)	to bid goodbye (A-F)
agpásyar	(V)	to stroll; to visit (A-F)
agpáyso	(EX)	really; is that so
agpili	(V)	to choose; will choose (A-F)
agpuyat	(V)	to stay awake; to keep vigil (A-F)
agreview	(V)	to review; will review; review (A-F)
agsakit	(V)	to get sick; to be sick; will get sick (A-F)
agsao	(V)	to speak; will speak (A-F)
agsarita	(V)	to speak; will speak (A-F)
agsasakit	(V)	is sick; has been sickly (A-F)
agsubli	(V)	to return; to go back (A-F)
agtomar	(V)	to take medicine (A-F)
agtrabáho	(V)	to work; will work (A-F)
agtratrabáho	(V)	is working (A-F)
aguray	(V)	to wait; will wait (A-F)
ak	(P)	I
akikid	(ADJ)	narrow
áklo	(N)	ladle
alá/alas	( )	time marker; equivalent to o'clock
aláen	(V)	to get something; will get something (A-F)
áldaw	(N)	day
Alemán	(N)	German people; German language
ambisyon	(N)	ambition; aspiration
Amerikano	(N)	American
amiánan	(N)	north
ámmo	(N)	knowledge
anáak	(N)	child
ángkel	(N)	uncle; brother or male cousin of one's mother
ánia	(Q)	what
ányos	(N)	age
ánti	(N)	aunt; sister or female cousin of one's father/mother
apilyedo	(N)	surname; last name; family name
apó	(N)	grand children; grandfather/grandmother
ápo	(N)	headman; honorifics for strangers

aramiden	(V)	to do something; will do something (A-F)
aráy	(EX)	an expression used when feeling pain
aritos	(N)	earrings
arroz cáldo	(N)	porridge cooked with spring onion, ginger and chicken
artista	(N)	artist; actor; actress
asáwa	(N)	spouse (husband or wife)
asideg	(ADJ)	near
asin	(N)	salt
asukar	(N)	sugar
asul	(ADJ)	blue
awag	(N)	call
awán	(PA)	none
ayá	(PA)	an adverb of interrogation implying an additional notion
babá	(PP)	below; down; lower portion
babái	(N)	girl; female; lady; woman; mistress
bábay	(EX)	goodbye
báboy	(N)	pog; pork
bádo	(N)	shirt; dress
baet	(PP)	in between
bagás	(N)	rice (uncooked)
balásang	(N)	unmarried woman
balátong	(N)	mung bean
baláy	(N)	house
bánda	(N)	towards a certain place or time
bándeys	(N)	gauze
bánga	(N)	cooking pot
bángko	(N)	bench
bányo	(N)	bathroom
bapor	(N)	ship
baránggay	(N)	a small community; small village
barbero	(N)	barber
báreng	(PA)	a particle of hope; a possibility
baro	(ADJ)	new



baro	(N)	bachelor; gentleman
báso	(N)	glass
bássit	(ADJ)	small; little
bátog	(PP)	in front/across
báwang	(N)	garlic
bayábas	(N)	guava
báyad	(N)	payment
beinte	(ADJ)	twenty
beinte y singko	(ADJ)	twenty five
bennek	(N)	clams found in freshwater
berde	(ADJ)	green
bestida	(N)	dress
biág	(N)	life
bibig	(N)	lip
Biernes	(N)	Friday
bigát	(N)	morning
bihon	(N)	rice noodle
binulan	(ADV)	monthly
birbiroken	(V)	is looking for something; is finding something (O-F)
birngas	(N)	nickname
bisitáen	(V)	to visit something/somebody; will visit something, somebody
biskwit	(N)	biscuit
biyáhe	(N)	travel; trip
bolpen	(N)	ballpen
Bombay	(N)	refers to a person from India
botika	(N)	pharmacy; drugstore
bubong	(N)	roof
buena mano	( )	first customer / sale
bulan	(N)	moon
bunga	(N)	fruit; variety of fruits
buok	(N)	hair
bus	(N)	bus
buto	(N)	male sex organ
chico	(N)	chico, kind of fruit

da	(P)	they
daán	(ADJ)	old
dadakkel	(N)	parents (plural)
dadakkel	(ADJ)	big (plural)
dagiti	( )	common noun marker
dágsen	(N)	weight; heaviness
dakami	(P)	we
dakayo	(P)	you (plural)
dákes	(ADJ)	bad
dákkel	(ADJ)	big; large; huge
dákulap	(N)	palm
dálan	(N)	passage; way; path
dalanghita	(N)	oranges
daláyap	(N)	mandarin; citrus
dámag	(N)	news
danum	(N)	water
dapán	(N)	sole of the foot
dára	(N)	blood
datá	(P)	we (dual)
datár	(N)	floor made of bamboo
datayo	(P)	we (inclusive)
dáya	(N)	east
dáydiay	(P)	there (yonder)
dáytoy	(P)	this
daytoyen	(EX)	this is it
dentista	(N)	dentist
departamento	(N)	department
diak	( )	I do not; I don't
didíay	(P)	there (yonder) Var. idíay
dies	(ADJ)	ten
digo	(N)	soup
dila	(N)	tongue
dinengdeng	(N)	a local vegetable dish in the Ilocos region
dinominggo	(ADV)	every week; weekly
dios ti agngina	(EX)	thank you

diretso	(ADV)	straight ahead
disi-nuebe	(ADJ)	nineteen, Spanish
disi-otso	(ADJ)	seventeen, Spanish
dispensaren	(V)	to apologize for having done something wrong (O-F)
distansia	(N)	distance
dita	(P)	there
ditoy	(P)	here
ditoyen	(P)	here (now, already)
doblien	(V)	to repeat something (O-F)
doktor	(N)	doctor
dose	(ADJ)	twelve
dosena	(N)	dozen
dryaber	(N)	driver
dua	(ADJ)	two
duapulo	(ADJ)	twenty
dumawat	(V)	to ask; to request (A-F)
duyaw	(ADJ)	yellow Var. amarilyo
duyog	(N)	soap bowl
dyip	(N)	jeepney
eskwelahan	(N)	school; a place to study
gagayyem	(N)	friends
galon	(N)	gallon
gaputa	(C)	because
gatangan	(V)	to buy something; will buy something (O-F)
gátas	(N)	milk
gáyam	(EX)	really
ginátang	(V)	bought something (O-F)
giniling	(V)	ground, as in pork or beef
ginattaan	(N)	native delicacy made of sticky rice balls, bananas, etc.
gobernador	(N)	governor
grámo	( )	gram
guanabá	(N)	sour sop Var. guyabano
guapo	(ADJ)	handsome; goodlooking
gud-guduaen	(V)	is dividing something into halves (O-F)

guddua	(ADJ)	half
gumátang	(V)	to buy; will buy (A-F)
gurigor	(N)	fever
gurong	(N)	thigh
Hapon	(N)	Japanese
hardinero	(N)	gardener
hepe	(N)	chief
Hudyo	(N)	Jew
Hulyo	(N)	July
Hunyo	(N)	June
husto	(EX)	right
Huwebes	(N)	Thursday
ibaga	(V)	to say something; will say something
idadaing	(V)	is being dried; is drying something (O-F)
idait	(V)	to sew something; will sew something
idi	( )	past time marker
idiay	( )	directional marker; place marker; location marker
ig-igaden	(V)	is grating something (L-F)
igid	(PP)	edge; side
ikkan	(V)	to give something; will give something (L-F)
ilalauya	(V)	is being boiled (O-F)
Ilokano	(N)	major language of Regions 1 & 2
ima	(N)	hand
imbaga	(V)	said something (O-F)
inadal	(V)	studied; learned (O-F)
inaudian	(N)	youngest son/daughter; last child
inauna	(N)	eldest son/daughter
Ingles	(N)	English
inhinyero	(N)	engineer
inkábil	(V)	put something (O-F)
innak	(V)	I will go (A-F)
innála	(V)	took; got (O-F)
innapoy	(N)	cooked rice Var. inapoy

innayáden	(V)	to go slow on something; will go slow on something (O-F)
innem	(ADJ)	six
innem a pulo	(ADJ)	sixty
Instik	(N)	Chinese
intogot	(V)	brought (O-F)
intono	( )	future time marker
intono bigat	(ADV)	tomorrow
inusar	(V)	used something (O-F)
ipadas	(V)	to try something; will try something (O-F)
ipag	(N)	sister-in-law
ipakita	(V)	to show something; will show something (O-F)
ipritprito	(V)	is being deep fried (O-F)
isagana	(V)	to prepare something; will prepare something (O-F)
isigsigang	(V)	is being cooked as sour paste (O-F)
ispelengen	(V)	to spell something (O-F)
istasyon	(N)	station
isu	(P)	he/she
isuda	(P)	they
isuna	(P)	he/she, long form of 'isu'
isunga	(C)	that's why
Italyano	(N)	natives of Italy
itatta nga aldaw	(ADV)	today
itattay	(ADV)	just a few minutes ago
ited	(V)	to give something (O-F)
iti	( )	directional marker
ituntuno	(V)	is being broiled/grilled (O-F)
ita nga lawas	(ADV)	this week
iw-iwaen	(V)	is slicing something into pieces (O-F)
iwaen	(V)	to cut something (O-F)
iyup-uper	(V)	is being marinated (O-F)
ka	(P)	you (singular)
kaadayo	(N)	distance
kaanakan	(N)	nephew or niece

kaano	(Q)	when, as question word but not as conjunction
kaarruba	(N)	neighbor
kaasi	(N)	mercy; pity; compassion
kaay-ayam	(N)	playmate
kaban	(V)	cavan
kabatiti	(N)	sponge gourd
kabsat	(N)	sibling
kada	( )	plural directional marker
kadagiti	( )	directional preposition/marker
kadakami	(P)	to us / from us
kadakayo	(P)	to you (plural)
kadakkelan	(ADJ)	biggest; largest
kadakuada	(P)	to them / from them
kadata	(P)	to us (dual)
kadatayo	(P)	to us / from us (inclusive)
kadi	(PA.)	question marker/particle
kadua	(N)	companion; mate; company
kahera	(N)	cashier
kaimito	(N)	star appleVar. kaymito
kakabsat	(N)	brothers or sisters
kakuarto	(N)	roommate
kalamansi	(N)	calamansi; lemon
kalapaw	(N)	a small hut with a thatched roof
kaldero	(N)	kettle
kalding	(N)	goat; meat of a goat
kalesa	(N)	two-wheeled cart drawn by a horse with an opening at back
kalkalpas	(ADV)	just finished
kalman	(ADV)	yesterday
kalpasan	(C)	after
kalpasanna	(C)	after that; after which; afterwards
kalsada	(N)	street; road
kamantiris	(N)	camachili VAR damortis
kamayatan	(ADJ)	the best
kami	(P)	we (exclusive); short form of 'dakami'
kamiseta	(N)	sleeveless; undershirt for men

kamoteng kahoy	(N)	cassava
kamoti	(N)	sweet potato
kanayon	(ADV)	always; frequent
kanen	(V)	to eat something (O-F)
kangkong	(N)	swamp cabbage
kaniada	( )	of/for/with/them (plural)
kaniak	(P)	to me / for me
kaniyam	(P)	to/for/with you (singular)
kaniami	(P)	to/for/with us (dual)
kaniatayo	(P)	to/for/with us (inclusive)
kaniayo	(P)	to/for/with you (plural)
kannawan	(N)	right, as in hand
kánnigid	(N)	left, as in hand
kano	(PA)	particle that indicates indirect quotation
kánto	(N)	crossing; corner; intersection
kápas	(N)	cotton
kape	(N)	coffee
kápsula	(N)	pills (capsule)
karabasa	(N)	yellow squash
karabukob	(N)	throat
kárdis	(N)	pigeon peas
karera	(N)	career; course; education
karot	(N)	carrot
karpintero	(N)	carpenter
kasangay	(N)	birthday
kasano	(Q)	how
kasapuego	(N)	match
kasapulan	(N)	necessity; needs
kásdiay	(P)	like that (yonder)
kasera	(N)	land lady; land lord
kasilyas	(N)	toilet; comfort room; restroom
kasinsin	(N)	cousin
kásta	(P)	like that
Kastila	(N)	Spaniard
kastoy	(P)	like this
katorse	(ADJ)	fourteen, Spanish

katrabaho	(N)	co-worker
kátre	(N)	bed
katugárgan	(N)	mother-in-law/father-in-law
kayát	(V)	to like/want (INF)
kayo	(P)	you (plural) subject set
kayo	(N)	tree; wood
káyong	(N)	brother-in-law
ken	(C)	and
kendi	(N)	candy
kenka	(PN)	to you ( singular)
kenkuana	(P)	to him/her; from him/her
keso	(N)	cheese
ket	( )	marker indicating inversion of the order of sentence
kiday	(N)	eyebrow
kili-kili	(N)	armpit
kiloan	(N)	weighing scale
kilometro	(N)	kilometer, unit of measurement
kinse	(ADJ)	fifteen, Spanish
kissayan	(V)	to reduce something (INF, O-F)
kitaen	(V)	to see something (INF, O-F)
klase	(N)	class; kind; classification
klinika	(N)	clinic
ko/k	(PN)	by me; my
kolehiyo	(N)	college
kolgeyt	(N)	toothpaste
kolor de kape	(ADJ)	brown
kolor	(N)	color; shade
komedor	(N)	dining hall; dining room
kondoktor	(N)	conductor
konsehal	(N)	councilman; assistant to the barangay head
kuáen	(V)	to do something; will do something (O-F)
kuarenta	(ADJ)	forty, Spanish
kuarta	(N)	money
kuarto	(N)	room (general term); bedroom
kuatro	(ADJ)	four, Spanish
kubagbag	(ADJ)	faded



kudil	(N)	skin
kuko	(N)	nail
kukuada	(P)	theirs
kukuak	(P)	mine
kukuam	(P)	your (singular)
kukuami	(P)	ours
kukuana	(P)	his/hers
kukuata	(P)	ours (dual)
kukuatayo	(P)	ours (inclusive)
kukuayo	(P)	yours (plural)
kumusta	(EX)	a greeting meaning "How are you?"
kumuyog	(V)	to go with somebody (INF, A-F)
kuná	(V)	say
kurang	(ADJ)	not enough; insufficient; lacking
kurimatmat	(N)	eyelashes
kurso	(N)	course, as in college course
kurtina	(N)	curtain
kusina	(N)	kitchen
kutsara	(N)	spoon
kutsilyo	(N)	knife
kwarenta y singko	(ADJ)	forty five, Spanish
kwintas	(N)	necklace
lababo	(N)	sink
labandera	(N)	laundry woman
laeng	(PA)	only
laglagipen	(V)	to remember something (INF, O-F)
láko	(V)	sell
láko	(N)	merchandise; commodities for sale
lalaki	(N)	boy; male; man
lames	(N)	fish
lamisáan	(N)	table
lángka	(N)	jackfruit
lansones	(N)	lansones
laok	(N)	ingredients; condiments
laokán	(V)	to mix with something (O-F)

lapáyag	(N)	ear
lápís	(N)	pencil
laság	(N)	flesh; meat
lasoná	(N)	onions
latta	(PA)	just
laud	(N)	west
lawas	(N)	week
layá	(N)	ginger
libro	(N)	book
likod	(ADV)	back of; behind something
limapulo	(ADJ)	fifty
limteg	(ADJ)	swollen
linawas	(ADV)	weekly; every week
lingnga	(N)	sesame bean
linia	(N)	line
lipit	(N)	alley; a narrow entrance
litro	(N)	liter; unit of measurement
litson	(N)	roasted pig
lola	(N)	grandmother
lolo	(N)	grandfather
longganisa	(N)	sausage Var. langgonisa
luganan	(N)	vehicle Var. pagluganan
lumabas	(V)	to pass by (A-F)
lumpia	(N)	deep fried spring rolls
Lunes	(N)	Monday
luppo	(N)	leg
lutoen	(V)	is being cooked; will be cooked (O-F)
maawatan	(V)	to be able to understand something (O-F)
mabalin	(PV)	possible; can; could
mabiit	(ADV)	short period of time (future)
madama	(ADV)	during; going on
madamdama	(ADV)	later, time expression
madi	(ADJ)	bad; wrong
mádre	(N)	nun
maestra	(N)	female teacher

maika-inem	(ADJ)	sixth
maika-uppat	(ADJ)	fourth
maikadua	(ADV)	second
maikadua nga adlaw	(ADV )	second day; day after tomorrow
maikalima	(ADJ)	fifth
maikapito	(ADJ)	seventh
maikasiyam	(ADJ)	ninth
maikatlo	(ADJ)	third
maikawalo	(ADJ)	eighth
maiparit	(PV)	will be prohibited; prohibited
mais	(N)	corn
makain-inom	(V)	is thirsty
makainom	(V)	to be able to drink (A-F)
makaited	(V)	to be able to give (INF - A-F)
makán	(N)	food
makapakatawa	(V)	to be able to make someone laugh (A-F)
makatikaw	(V)	is confusing (A-F)
makatulong	(V)	to be able to help (A-F)
makita	(V)	to see (INF)
malagip	(V)	to remember something (A-F)
malem	(N)	afternoon
malugi	(V)	to lose
mamaes <sup>ra/o</sup>	(N)	female/male teachers
mán	(PA)	softener which means "please"
mánang	(N)	sister; endearment term for an older sister
manen	(ADV)	again
mangala	(V)	to get; will get (A-F)
mangán	(V)	to eat; will eat; eat (A-F)
mángga	(N)	mango
mangngálap	(N)	fisherman
mangpasayaat	(V)	to be able to cause someone/something to improve (A-F)
mani	(N)	peanut
manipud	(PP)	from point of origin
mannálon	(N)	farmer
mannurat	(N)	writer; columnist

mano	(Q)	how many
manok	(N)	chicken
mánong	(N)	brother; endearment term for an older brother
mansánas	(N)	apple
mantika	(N)	cooking oil
mantikilya	(N)	butter; margarine
manugang	(N)	son/daughter-in-law
maul-ulaw	(V)	is feeling dizzy (A-F)
mapan	(V)	to go; will go (A-F)
mapanunot	(V)	can think (O-F)
marikna	(V)	to be able to feel (O-F)
Marso	(N)	March
Martes	(N)	Tuesday
marunggay	(N)	horse raddish
masánsan	(ADV)	frequent; always
masápul	(PV)	need
masarsarang	(ADJ)	transparent; translucent
matá	(N)	eye
matikaw	(V)	to be confused (A-F)
maturog	(V)	to sleep
mauwaw	(V)	to be thirsty (A-F)
mayat	(ADJ)	good; fine
Máyo	(N)	May (month)
mayor	(N)	mayor
maysa	(ADJ)	one
maysa nga milyon	(ADJ)	one million
met	(PA)	also; too
metro	(N)	meter, unit of measurement
metten	(PA)	a shift in point view or role
mi	(PN)	by us (exclusive); our
mikaniko	(N)	mechanic
miki	(N)	egg noodles
mil	(ADJ)	one thousand
minuto	(N)	minute
Miyerkoles	(N)	Wednesday
mo/m	(PN)	by you; my

modista	(N)	seamstress; tailor
muging	(N)	forehead
mungay	(N)	nipple
Munisipyo	(N)	Municipal building; municipality
murdong	(PP)	end of
murod	(N)	cantaloupe
mustasa	(N)	mustard
na	(PN)	by him/by her; his/her (possessive)
naata	(ADJ)	raw
naawatan	(V)	able to understand something (O-F)
nababa	(ADJ)	low (for geographical location)
nabayag	(ADV)	too long; very long (referring to time)
nabiag	(ADJ)	alive
nabiit	(ADJ)	short period of time (past form)
nabsog	(ADJ)	full
nadagsen	(ADV)	heavy
nagan	(N)	name as of a person, place
nagannak	(N)	parents
nagasang	(ADJ)	hot; spicy
naggapu	(ADJ)	went; came from
naggapuan	(N)	a place where one has come from
nagkorni	(ADJ)	very corny
naglabas	(V)	passed by (A-F)
nagngina	(ADJ)	very expensive
nagreview	(V)	reviewed (A-F)
nagsaludsod	(V)	asked; inquired (A-F)
naim-imas	(ADJ)	more delicious
naimas	(ADJ)	delicious
naimbag	(ADJ)	good; fine
naingpis	(ADJ)	thin, as in cloth
naiyanak	(V)	was born (A-F)
nak	(P)	he/she and me; you and me
nakakatkatawa	(ADJ)	funny; ridiculous
nakanginngina	(ADJ)	very expensive
nakapsut	(ADJ)	weak; soft

nakipet	(ADJ)	tight as in pants
nakirsang	(ADJ)	rough; crunchy
nakulbet	(ADJ)	tough (for meat); fibrous (for wood)
nakusel	(ADJ)	half cooked
nakusnaw	(ADJ)	not clear
nalabaga	(ADJ)	red
nalag-an	(ADJ)	light
nalaing	(ADJ)	talented; skillful; intelligent; good; capable
nalaka	(ADJ)	cheap
nalam-ek	(ADJ)	cold (weather)
nalamiis	(ADJ)	cold; cool
nalamuyot	(ADJ)	smooth
nalipatan	(V)	forgot something (O-F)
nalpas	(V)	finished; done (A-F)
nalukneng	(ADJ)	soft
nanang	(N)	mother
nangan	(V)	ate (A-F)
nangato	(ADJ)	high
nangina	(ADJ)	expensive
nangisit	(ADJ)	black; dark
nangudel	(ADJ)	dull (knife)
napait	(ADJ)	bitter
napalabas nga bulan	(ADV)	past month; last month
napalet	(ADJ)	thick (for liquid only)
napan	(V)	went
napan nga bulan	(ADV)	last month; past month
napan nga dominggo	(ADV)	last Sunday; past Sunday; last week; past week
napan nga tawen	(ADV)	last year; past year
naperdi	(ADJ)	destroyed
napigsa	(ADJ)	strong; sturdy; forceful
napino	(ADJ)	fine; not rough
napintas	(ADJ)	beautiful; pretty; nice; good; fine
napudot	(ADJ)	hot; humid; warm
napuskol	(ADJ)	thick
narangrang	(ADJ)	bright; glaring
nars	(N)	nurse

narugit	(ADJ)	dirty; messy; untidy
nasadiwa	(ADJ)	fresh (as in seafood)
nasadot	(ADJ)	lazy
nasam-it	(ADJ)	sweet
nasapa	(ADJ)	early
nasarangsang	(ADJ)	crispy
nasayaat	(ADJ)	fine; good
nasileng	(ADJ)	shiny
nasingpet	(ADJ)	good; helpful; respectful
nasugat	(V)	wounded; was cut (A-F)
nasugpet	(ADJ)	acid
nataba	(ADJ)	fatty
natadem	(ADJ)	sharp (knife)
natamnay	(ADJ)	bland
natangken	(ADJ)	hard
natay	(N)	dead
natay	(V)	dead (A-F)
naudi	(ADJ)	last
nayonan	(N)	to add something (O-F)
nerbyos	(ADJ)	nervous
nga	( )	linker
ngamin	(C)	because
ngarud	(PA)	then; therefore
ngata	(PA)	a particle which means maybe or perhaps
ngato	(PP)	above
ngay	(PA)	interrogative particle
ngem	(C)	but
ngipen	(N)	teeth
ngiwat	(N)	mouth
ni	( )	personal singular proper noun marker
ninayunan	(V)	added something (O-F)
ninong	(N)	godfather
niyog	(N)	coconut
no	(C)	if
no maminsan	(ADV)	sometimes
Nobiyembre	(N)	November

nobyoy	(N)	boyfriend; groom
nuang	(N)	carabao
nubenta	(ADJ)	ninety
nuebe	(ADJ)	nine, Spanish
nupay nu kasta	(C)	even then; even if
o	(PA)	an expletive particle
obra	(N)	work; job; occupation
oki	(N)	vagina; female genital organ
Oktobre	(N)	October
onse	(ADJ)	eleven, Spanish
oras	(N)	time; hour
ospital	(N)	hospital
otong	(N)	string beans
otsenta	(ADJ)	eighty, Spanish
otso	(ADJ)	eight, Spanish
padasen	(V)	to try something; will try something (O-F)
padi	(N)	priest
pagarup	(N)	a guess; what someone thinks of; thoughts; hunch
pagbayadan	(N)	a place where one pays
pagdaitan	(N)	a place where one sews
pagdissaagan	(N)	a place where one gets off/down
paggatangan	(N)	a place where one buys
paggigianan	(N)	a place where one stays
pagkasarakan	(N)	a place where to find something/somebody
paglakoan	(N)	a place where one sells
pagnaan	(N)	a place where one walks; way; passage; road; path; sidewalk
pagnaen	(V)	to walk on something; will walk on something (O-F)
pagpaduktoran	(N)	a place where one can find a doctor
pagplete	(N)	fare Var. plete
pagsinean	(N)	movie house; movie theater
pagturogan	(N)	a place to sleep; bedroom
paksiw	(N)	fish cooked in vinegar, ginger, onions, pepper
palangka	(N)	chair with back



palda	(N)	skirt
pallang	(N)	winged bean
pamienta	(N)	pepper
pamilya	(N)	family
pampanunuten	(V)	is thinking of something (O-F)
panagbiag	(N)	way of living; lifestyle
panagsubli	(V)	will come back (O-F)
panateng	(N)	cold
panateng	(V)	allowing somebody to harvest vegetable (IMP)
pangalaan	(N)	a place where we can get something
panganan	(N)	a place to eat meals; table; dining room
panggep	(N)	plans; purpose; objective
pansit	(N)	a noodie dish
pantalón	(N)	trousers; long pants
paod-udan	(V)	to get a discount on something (O-F)
papanan	(N)	a place where one is going
papel	(N)	paper
para	(PP)	for/to
para	(EX)	expression used to stop a jeepney or bus
parbangon	(N)	dawn
parda	(N)	snap bean
parmasya	(N)	pharmacy
parte	(N)	part
parya	(N)	bitter gourd
paryok	(N)	frying pan
pasyente	(N)	patient
pasyaren	(V)	to stroll (O-F)
patani	(N)	lima beans
patatas	(N)	potato
patinayon	(ADV)	always Var. kanayon
patis	(N)	fish sauce
patong	(N)	hips
pay	(PA)	yet; still; more
Pebrero	(N)	February
pidaso	(N)	piece
piesta	(N)	fiesta; feast

piesta opisyal	(N)	official holiday
Pilipinas	(N)	Philippines
Pilipino	(N)	people of the Philippines
pinagbiahe	(N)	manner of travelling Var. panagbiahe
pinakbet	(N)	local vegetable delicacy of Ilokanos
pinangkaan	(N)	manner of eating Var. pinnangan; pannangan
pinagluto	(N)	manner of cooking Var. panagluto
pinggan	(N)	soup bowl; plate
pingping	(N)	cheek
pinya	(N)	pineapple
pipino	(N)	cucumber
pis kor	(N)	Peace Corps (Volunteer)
pisien	(N)	to cut something (O-F)
pisos	(N)	pesos (Philippine currency)
pito	(ADJ)	seven
pitopulo	(ADJ)	seventy
piye	(N)	foot, unit of measurement
plano	(N)	plan
platito	(N)	saucer
plato	(N)	plate
polbos	(N)	face powder
pomada	(N)	pomade
pondo	(N)	fund
posporo	(N)	matches
potot	(N)	short pants
Pranses	(N)	French citizen
presidente	(N)	president
presko	(ADJ)	fresh
presyo	(N)	price
proyekto	(N)	project
pulis	(N)	police; policeman
pulso	(N)	pulse
pumanaw	(V)	to go away; to leave; to depart (A-F)
pungto	(N)	end; tip
puonan	(N)	capital
puraw	(ADJ)	white

puseg	(N)	navel
pusit	(N)	squid
puso	(N)	heart
rabanos	(N)	radish
rabaw	(PP)	on top of; above
rabii	(N)	night; evening
rabok	(N)	taro
rabong	(N)	shredded; young bamboo shoots
raman	(N)	taste
ramanan	(V)	to taste something (O-F)
ramay	(N)	fingers; toes
repolyo	(N)	cabbage
reppet	(N)	bundle
resibo	(N)	receipt
rikado	(N)	ingredients; condiments
rikna	(N)	feelings
rosas	(ADJ)	pink Var. de rosas
ruar	(PP)	outside
rupa	(N)	face
saan	(ADV)	no; not
saba	(N)	banana
Sabado	(N)	Saturday
sabali	(ADJ)	different
sabon nga nabanglo	(N)	bath soap; toilet soap
sabon nga panglaba	(N)	laundry soap
sabunganay	(N)	banana blossoms
sadino	(Q)	where
sagmamano	(Q)	how much each
sais	(ADJ)	six; Spanish
saisenta	(ADJ)	sixty Var. sisenta, Spanish
saka	(N)	feet/foot
sakit	(N)	illness; sickness; ailment
salamat	(EX)	thank you
salas	(N)	living room

salop	(N)	ganta, unit of measurement
saluyot	(N)	jute
sandia	(N)	water melon
sangapulo ket dua	(ADJ)	twelve
sangapulo ket innem	(ADJ)	sixteen
sangapulo ket lima	(ADJ)	fifteen
sangapulo ket maysa	(ADJ)	eleven
sangapulo ket pito	(ADJ)	seventeen
sangapulo ket siyam	(ADJ)	nineteen
sangapulo ket tallo	(ADJ)	thirteen
sangapulo ket uppat	(ADJ)	fourteen
sangapulo ket walo	(ADJ)	eighteen
sangaribu	(ADJ)	one thousand
sangariwriw	(ADJ)	one million
sangagasut	(ADJ)	one hundred
sango	(PP)	infront of
santo	(N)	saint
saoen	(V)	to say something (O-F)
sapatos	(N)	shoes
sapay koma	(PA)	a particle which expresses hope
saranati	(N)	star fruit
sarguelas	(N)	siniguelas, a kind of fruit
sarsa	(N)	sauce
sasaoen	(V)	is saying something (O-F)
saya	(N)	skirt
segundo	(N))	second
sekretarya	(N)	secretary
senador	(N)	senator
sensilyo	(N)	coins
serbesa	(N)	beer
setenta	(ADJ)	seventy, Spanish
Setiembre	(N)	September
siak	(P)	I, long form
sibet	(N)	waist Var. siket
sibibiag	(ADJ)	still alive
sibuyas	(N)	white onions

sida	(N)	viand or dish
siempre	(EX)	of course
siete	(ADJ)	seven, Spanish
sigarilyo	(N)	cigarette/s
sige	(EX)	okay; go ahead; go on
siguro	(EX)	maybe; perhaps
siit	(N)	thorn; bamboo twig; fish bone
sika	(P)	you (singular)
siko	(N)	elbow
sili	(N)	chili; pepper
simbaan	(N)	church
simmangpet	(V)	arrived (A-F)
sinao	(V)	said something (O-F)
singkamas	(N)	yam bean
singko	(ADJ)	five, Spanish
singkwenta	(ADJ)	fifty, Spanish
singkwenta'y singko	(ADJ)	fifty five, Spanish
singsing	(N)	ring
sinigang	(N)	fish/meat cooked in sour stew
sinouban	(N)	smoked fish
sipilyo	(N)	toothbrush
sirok	(N)	under
siyam	(ADJ)	nine
sobra	(N)	leftover
sobra	(ADJ)	excess; more than enough
soldado	(N)	soldier
soy	(N)	soy sauce
suelo	(N)	wooden or cemented floor
suka	(N)	vinegar
sukatan	(V)	to change something (O-F)
sukatan	(N)	instrument used to measure rice, bran or palay
suki	(N)	customer of long standing
sumangpet	(V)	to arrive (A-F)
sumangsangpet	(V)	is arriving (A-F)
sumaruno	(ADJ)	next; that which follows something
sumipnget	(N)	twilight

sumrek	(V)	to enter
supli	(N)	loose change
suso	(N)	breast
suwa	(N)	pomelo
ta	(C)	because; for
ta	(P)	our; by us (dual)
taba	(ADJ)	fat
tabletas	(N)	pills; tablets
tabo	(N)	dipper
tabungaw	(N)	white squash
tad-tadtaden	(V)	is cutting/chopping something into pieces (O-F)
taga-ano	(Q)	from where
talon	(N)	field; farm
tamatis	(N)	tamato Var. kamatis
tangkoy	(N)	bottle gourd
tapa	(N)	dried meat
tapno	(C)	in order to; so that
tarong	(N)	eggplant
tasa	(N)	cup
tatang	(N)	father (general term)
tattao	(N)	people; persons
tawa	(N)	window
tawar	(N)	discount
tawen	(N)	year; age
tayo	(P)	by us; our (inclusive)
teltel	(N)	nape; back of the neck
tengnga	(PP)	center; middle
tengnga ti rabii	(ADV)	midnight
tengnged	(N)	neck
ti	( )	common noun marker
tiempo	(N)	weather; climate; season
tiendaan	(N)	market
timid	(N)	chin
tinapa	(N)	dried salted fish
tinapay	(N)	bread

tinawen	(ADV)	every year; yearly
tindaan	(N)	sari-sari store
tindera	(N)	female vendor
tinidor	(N)	fork
tinuno	(V)	broiled; grilled (O-F)
tiyan	(N)	stomach; belly
toktok	(PP)	on top of; situated on an elevated area
trabaho	(N)	work; job; occupation
trangkaso	(N)	flu; influenza
traysikel	(N)	tricycle
trenta	(ADJ)	thirty, Spanish
tres	(ADJ)	three, Spanish
trese	(ADJ)	thirteen, Spanish
tsinelas	(N)	pair of slippers
tsitsaro	(N)	pea pod; green peas
tsokolate	(N)	chocolate
tubbog	(N)	sap; juice; milk
tubero	(N)	plumber
tugaw	(N)	chair; general term for something to sit on
tulang	(N)	bone, except fish bone
tulong	(N)	help; aid; assistance
tumawar	(V)	to bargain; will bargain (A-F)
tumulong	(V)	to help; will help (A-F)
tunggal	(ADV)	every
ubas	(N)	grape
ubet	(N)	anus; ass
ubing	(N)	kid; young boy or girl
udang	(N)	shrimp
uk-ukisan	(V)	is peeling something (A-F)
ukis	(N)	peeling; husk
uliten	(V)	to repeat something (O-F)
ulo	(N)	head
umalis	(V)	to transfer; to move (A-F)
umang-anges	(V)	is breathing (A-F)
umay	(V)	to come (A-F)

umay nga bulan	(ADV)	next month; coming month
umay nga dominggo	(ADV)	next week/Sunday; coming week/Sunday
umay nga lawas	(ADV)	next week; coming week
umay nga tawen	(ADV)	next year; coming year
uminom	(V)	to drink (INF, A-F)
umuna	(ADJ)	first
umuna	(V)	to go ahead ( INF, A-F)
unay	(ADV)	very
uneg	(PP)	inside
uno	(A)	one, Spanish
uong	(N)	mushroom
uppat	(ADJ)	four
uppat a pulo	(ADJ)	forty
urat	(N)	vein
uray no	(C)	even though; although
urayen	(V)	to wait for something/somebody (O-F)
utek	(N)	brain
walo	(ADJ)	eight
walo pulo	(ADJ)	eighty
wen	(EX)	yes; affirmation
wenno	(C)	or
yelo	(N)	ice
yo	(P)	by you; your (plural)



## APPENDIX

A	adal	-	study
	ala	-	get; take
	alis	-	transfer
	ammo	-	know
	annad	-	take care; careful
	anges	-	breath
	aramid	-	do; make
	asawa	-	marry; spouse
	awag	-	call
	awat	-	understand, reach
	awid	-	go home
B	baga	-	say; tell
	bain	-	embarrass
	birok	-	find; look for; search
	bisita	-	visit
D	dait	-	sew
	dawat	-	ask; request for something
	dispensar	-	excuse; ask for apology
	doble	-	double; repeat
G	gapu	-	come from
	gatang	-	buy
	gian	-	live; stay
	giling	-	grind
	gitta	-	add coconut milk
	gudua	-	divide into half
	guridor	-	fever
I	igad	-	grate
	ikkan	-	give (something)

	inom	-	drink
	iparit	-	prohibit
	iwa	-	slice into pieces
	innayad	-	go slow
K	kabil	-	put; place something somewhere
	kabsat	-	brother/sister
	katawa	-	laugh
	kayat	-	like
	kissay	-	reduce
	kita	-	see; look
	kua	-	make
	kuna	-	say
	kurang	-	lack
	kuti	-	move
	kuyog	-	accompany
L	labas	-	pass
	lagip	-	remember
	laok	-	mix
	lauya	-	boil; simmer
	lipat	-	forget
	lugan	-	ride
	lugi	-	lose (profit)
	luto	-	cook
N	nayon	-	add
P	padas	-	try; fit
	pagna	-	walk
	pakada	-	permit; ask permission
	palpas	-	finish
	papan	-	go
	panaw	-	leave
	pangan	-	eat
	panunot	-	think

	pasyar	-	stroll
	pili	-	choose
	pisi	-	cut into half
	puyat	-	sleep late
	prito	-	fry
R	raman	-	taste
	rikna	-	feel
S	sagana	-	prepare
	sakit	-	sick; feel pain
	saludsod	-	ask question
	sangpet	-	arrive
	sarita	-	speak
	sao	-	say; tell
	sayaat	-	improve
	serrek	-	enter
	subli	-	return
	sugat	-	cut, wound
	sukat	-	change
	suob	-	smoke
	surat	-	write
	suro	-	teach
T	tadtad	-	chop
	tawar	-	bargain; discount
	ted; ited	-	give
	tugot	-	bring
	tomar	-	take medicine
	trabaho	-	work
	tulong	-	help
	tuno	-	broil
	turog	-	sleep
U	ulaw	-	be dizzy
	ulit	-	repeat

umay	-	come
uper	-	soak
uray	-	wait
usar	-	use
uwaw	-	be thirsty

## INTRODUCTION

This workbook has been designed to enable the Peace Corps Trainee to reinforce modules he takes up in formal language sessions in written form. This is in response to the varying learning styles that learners prefer. This will cater especially to the needs of the independent learner which is characteristic of most adult language learners.

Modules covered are on Community Entry Language Preparation (CELP) topics such as Socializing, Language to Manage Conversation, Eating, Shopping, Travelling, and Health. Included in each module is a variety of exercises in the areas of vocabulary, gambits and grammar. Supplementary worksheets on different grammatical points are included to give the learner a choice to work on an area he feels he needs to study further. Answers to most exercises are provided for the learner to check his own. Activities calling for varied responses will have to be checked by the language instructor.

Some modules include vocabulary not necessarily taken up in language sessions. This was done since training is so short a time for us to teach everything needed at your site. It is, therefore, suggested that you avail yourself of resources around you like other native speakers at the training site, host families, and printed language materials in getting meaning of words you may not be familiar with. Take up unclear points with your instructor, too.

Lastly, this workbook is based on the theory that students learn to speak the language by listening, speaking, reading and writing, in that order.

Paz B. Meman  
Chief Language Coordinator  
U.S. Peace Corps/Philippines

## ACKNOWLEDGEMENTS

My special thanks to Dr. Arthur G. Crisfield, Training Officer for his encouragement and suggestions; to Ma. Teresita Palo, Language Specialist for reference materials and useful feedback; to Language Coordinators Yda Liongson and Betchie Jabson, and Assistant Language Coordinators Jun Terrenal and Tony Ordiz for their valuable support and most especially to the Language Instructors of Groups 238 and 239 for trying out the worksheets in their language classes.

Name : \_\_\_\_\_ Language : \_\_\_\_\_

I. **SOCIALIZING**

A. Write the target language equivalent of the following words:

1. Where \_\_\_\_\_
2. Who \_\_\_\_\_
3. What \_\_\_\_\_
4. From where \_\_\_\_\_
5. How many \_\_\_\_\_
6. Good/Fine \_\_\_\_\_
7. Will go \_\_\_\_\_
8. Work/Job \_\_\_\_\_
9. Age \_\_\_\_\_
10. Thank you \_\_\_\_\_

B. Give the correct Ilokano equivalent of the following question words by putting a check mark on the square next to the word:

1. What

sino

ania

kasano

2. How many (used to ask for quantity)

kaano

kasano

mano

3. Why

apay

sadino/ayanna

kaano

4. Who

kasano

sino

mano



5. Where

taga-ano

sadino

kaano

6. When

kasano

kaano

mano

7. how related (used to ask how individual is related to another individual)

kasano

kapin-ano

taga-ano

8. how (used to ask for both manner doing something and direction)

kaano

kasano

mano

9. from where

taga-ano

sadino/ayanna

kaano

10. whose

kapin-ano

taga--ano

makin + noun

11. what happened

naa-ano

makin + noun

kasano

12. how much (used to ask for the cost of an item)

sagmamano

kasano

kaano

C. Supply the missing letters to complete the word:

1. pa \_ \_ ilya
2. \_ \_ nos
3. sa \_ \_ \_ no
4. kab \_ \_ \_ t
5. tra \_ \_ \_ \_ o
6. k \_ \_ m \_ \_ sta
7. ma \_ \_ at
8. agi \_ \_ \_ na k \_ \_ p \_ \_ y
9. bia \_ \_ e
10. pag \_ \_ \_ gia \_ \_ am

NOTE: Ask your instructor to check your work.

D. Underline the correct answer. English word is given in each sentence as a clue.

1. Naimbag nga \_\_\_\_\_ (malem, bigat, rabii) mo.  
(afternoon)
2. Kumusta \_\_\_\_\_ (ka, kami, kayo)?  
(you, plural)
3. Mano ti (asawa, tawen, kakabsat) mo? (brothers and sisters)
4. Ania ti \_\_\_\_\_ (nagan, trabaho, lugan) mo?  
(name)
5. Mapan ak idiy ili, \_\_\_\_\_ (manang, tatang, nanang).  
(sister)
6. Agyaman ak \_\_\_\_\_ (met, unay, laeng).  
(so much)
7. Kaano ti \_\_\_\_\_ (kasangay, sangpet, awid) mo?  
(birthday)
8. Adda (anak, asawa, gayyem) mon? (spouse)
9. (Maka-inom, Mabisin, Makaturog) \_\_\_\_\_ ak.  
(hungry)
10. Ania oras ti \_\_\_\_\_ (pamigat, pangrabii, pangaldaw)?  
(breakfast)

E. Answer the following questions:

1. Ania ti nagan mo?

-----

2. Taga-ano ka?

-----

3. Mano ti tawen mo ?

-----

4. Ania ti trabahom ditoy Pilipinas?

-----

5. Ayanna ti 'site' mo?

-----

6. Adda asawa mon?

-----

7. Ayanna ka idiyay Amerika?

-----

8. Ania ti trabaho ni Tatang mo? \_\_\_\_\_

Nanang mo? \_\_\_\_\_

ti kakabsat mo? \_\_\_\_\_

9. Ayanna ti trabaho ti kabsat mo? \_\_\_\_\_

ni Nanang mo? \_\_\_\_\_

ni Tatang mo? \_\_\_\_\_

10. Ania trabahom idiyay Amerika? \_\_\_\_\_

NOTE: Please ask your instructor to check your work.

F. Write appropriate responses to the gambits:

1. Naggapuam?

-----

2. Naimbag nga malem mo?

-----

3. Kumusta ka?

-----

4. Agyaman ak.

-----

5. Sige, babay.

-----

G. Use a linker to signify a modification sequence between the adjective and the noun:

e.g. nadalus + danum    nadalus nga danum

1. napintas + babae

-----

2. napudot + danum

-----

3. nadalus + kuwarto

-----

4. dakkel + balay

-----

5. natayag/dangkaw + lalaki

-----

NOTE : Let your instructor check your work.

H. Analyze the statement in each number.

Choose the correct response out from the three statements under each.

Encircle the letters only.

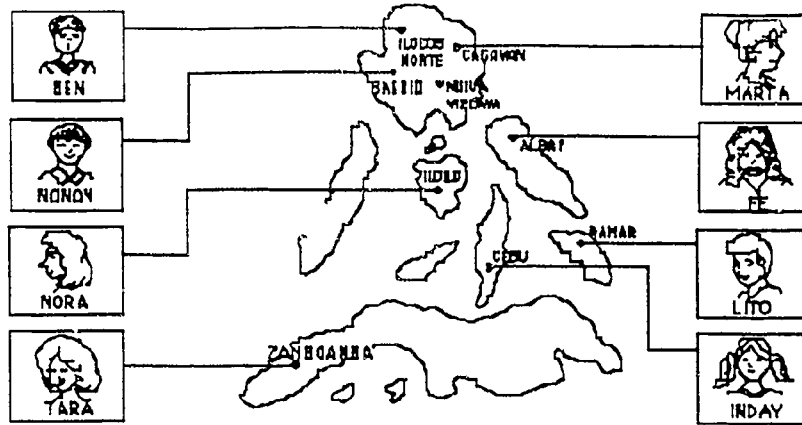
1. Taga-ano ka?
  - a. Siak si John.
  - b. Taga-California ak.
  - c. 22 anos ak.
2. Ania ti nagan mo?
  - a. Awan pay.
  - b. Maestra ak.
  - c. Siak ni Gemma.
3. Mano ti tawen mo?
  - a. Piskor Boluntir ak.
  - b. Mayat met.
  - c. 24 anos ak.
4. Ania ti trabahom ditoy Pilipinas?
  - a. Napintas ti Pilipinas.
  - b. Nalamiis ditoy Pilipinas.
  - c. Tumulong ak dadigit tattao.
5. Ania ti proyektom?
  - a. Agtrabaho ak.
  - b. SALT ti proyektok.
  - c. Mapan ak idia'y barrio.

I. Try to figure out which among the three questions is responded to by the statement given. Just circle the letter:

6. Awan pay.
  - a. Adda kakabsat mo?
  - b. Adda asawa mon?
  - c. Adda pay dadakkel mo?
7. Mabalin.
  - a. Ania ti kayat mo?
  - b. Mabalin tumawar?
  - c. Ania ti gatangem?
8. Naimbag nga rabaiim met.
  - a. Naimas kadi ti saba?
  - b. Naimbag nga rabiim?
  - c. Nalaing kadi daytoy nga ubing?
9. Idiay balay ti host familyk.
  - a. Naggapuam?
  - b. Taga-ano ka ditoy?
  - c. Adda kadi am-ammom ditoy?
10. Makabannog.
  - a. Kumusta ti biyahem?
  - b. Kumusta ti biag?
  - c. Kumust ti paggigianam?



J. Study the illustration below then answer the questions that follow:



Questions:

1. Taga-ano ni Marta? \_\_\_\_\_
2. Taga-ano ni Ben? \_\_\_\_\_
3. Sadino/Ayanna idiy Baguio? \_\_\_\_\_
4. Sino ti taga-Baguio? \_\_\_\_\_
5. Ayanna ti Albay? \_\_\_\_\_
6. Sino ti taga Iloilo? \_\_\_\_\_
7. Taga-ano ni Inday? \_\_\_\_\_
8. Taga-Ilokos ni Lito? \_\_\_\_\_
9. Sadino/Ayanna idiy Zamboanga? \_\_\_\_\_
10. Taga-ano ni Nonoy? \_\_\_\_\_
11. Adda kadi ti Nueva Viscaya idiy Visayas? \_\_\_\_\_
12. Adda kadi ti Dumaguete idiy Luzon? \_\_\_\_\_
13. Taga-ano ni Tara? \_\_\_\_\_
14. Taga-Bicol kadi Nora? \_\_\_\_\_
15. Sino ti taga-Nueva Viscaya? \_\_\_\_\_

NOTE: Ask your instructor to check your work.

K. Read and answer the questions after it:

Peace Corps Volunteer ti Agricultural Production ni John. Agtratrabaho isu idiy Dept. of Agriculture. Tumultulong isu kadagiti programa ti gobyerno kasla SALT project. Idiy Barangay Liko-liko isu nga aggigiyan. Ni Mr. Fidel Reyes ti superbisor na ken Carlos Salazar ti co-worker na. Duwa nga tawen isu ditoy Pilipinas nga aggigyan.

1. Sino ti PCV?
2. Anya ti programa na?
3. Ania ti HCA na?
4. Ania ti trabaho na idiy D. A.?
5. Paggigyanan na?
6. Sino ti superbisor na?
7. Sino ti co-worker na?
8. Mano ti tawen na ditoy Pilipinas?
9. Idiy kadi DECS ti pagtrabtrabahoan ni John?
10. Ni Carlos Salazar kadi ti superbisor na?

- L. Change ni John to siak/ak in the first sentence and change the remainder of the story accordingly.

Peace Corps Volunteer ti Agricultural Production \_\_\_\_\_. Agtratrabaho \_\_\_\_  
idiay Department of Agriculture. Tumutulong \_\_\_\_\_ ka dagiti programa ti gobyerno k  
SALT project. Idiay Barangay Liko-liko ak nga aggigiyan. Ni Mr. Fidel Reyes ti superbisor  
Ni Carlos Salazar ti co-worker \_\_\_\_\_. Duwa nga tawen \_\_\_\_ ditoy Pilipinas nga aggigiyan

Change all the underlined words in the story so that it will apply to you.

Write your paragraph below.

M. Fill in the blanks with the correct marker or linker.

- PCV : Naimbag \_\_\_\_ bigat yo, Apo.
- Barabgay Kapitan : Naimbag \_\_\_\_ bigat mo met.  
Sumrek kayo.
- PCV : Siak \_\_\_\_\_ Ted, maysa \_\_\_\_\_ PCV.
- BK : Agtugaw kayo. Ania \_\_\_\_ maitulong kenka?
- PCV : Agbisita ak laeng. Kada Nana Marta  
Perdoso ak \_\_\_\_\_ aggigiyan.
- BK : Ania \_\_\_\_ trabahom ditoy?
- PCV : Agri. Production Volunteer ak.  
Agtrabaho ak \_\_\_\_ Department ti Agriculture.
- BK : Mano \_\_\_\_ tawen mon?
- PCV : Beynte kuwatro, Apo.
- BK : Adda \_\_\_\_ asawa mon?
- PCV : Awan pay.
- BK : Adu napipintas \_\_\_\_ babai ditoy.
- PCV : Adda ti nobyak \_\_\_\_ Amerika.
- BK : O sige, agkape tayo pay.
- PCV : Agyamanak.

N. Make a paragraph in the TL using the given competencies.  
Use the space below for your answer.

1. To describe work in terms of employer/affiliation.
2. To state more information about one's work.

O. Construct good sentences using these words. Use the space below.

1. adayo

6. uppat

11. tawen

2. kabsat

7. asawa

12. biahe

3. trabaho

8. kuwarto

13. nasam-it

4. likod

9. panagbiag

14. nalamiis

5. lugan

10. banyo

15. danum

P. Underline the Ilokano equivalent of the given English words.

- |                                    |                                |
|------------------------------------|--------------------------------|
| 1. (tiempo, napudot, pinagtutudo)  | 1. weather, any period of time |
| 2. (biag, baro, balay)             | 2. life                        |
| 3. (naimas, naimbag, nasam-it)     | 3. fine, good                  |
| 4. (sagpaminsan, maysa, sagmamano) | 4. sometimes                   |
| 5. (kasilyas, kusina, kuarto)      | 5. room                        |
| 6. (agingga, agngingina, aginana)  | 6. to take rest                |
| 7. (abay, sakbay, idiaiy)          | 7. before                      |
| 8. (saan, daan, mupan)             | 8. no, not                     |
| 9. (mapan, awan, mangan)           | 9. none, nothing               |
| 10. (nagan, mangan, haan)          | 10. name                       |

R. Write a paragraph of 10 sentences using the TL describing your family in the U.S.



R.

Match competencies with the gambits. Write the letters only:

Competencies

- \_\_\_\_\_ 1. to express one's intention to leave
- \_\_\_\_\_ 2. to ask about one's purpose for leaving
- \_\_\_\_\_ 3. to state where one is going
- \_\_\_\_\_ 4. to state one's purpose for leaving
- \_\_\_\_\_ 5. to excuse oneself
- \_\_\_\_\_ 6. to greet
- \_\_\_\_\_ 7. to ask where one is going
- \_\_\_\_\_ 8. to introduce oneself
- \_\_\_\_\_ 9. to state one's age
- \_\_\_\_\_ 10. to ask about one's marital status
- \_\_\_\_\_ 11. to ask one's occupation
- \_\_\_\_\_ 12. to describe work in terms of employer/affiliation
- \_\_\_\_\_ 13. to tell a joke
- \_\_\_\_\_ 14. to encourage someone to get some rest
- \_\_\_\_\_ 15. to state one's marital status

Gambits

- a. Ania ti nagan mo?
- b. Ania ti trabahom ditoy Pilipinas?
- c. Apay, papanam?
- d. Sige, mapan ak pay.
- e. Adda asawa mon?
- f. Adda asawa mon?
- g. Siak ni Brenda
- h. Mapan ak diay balay da Kapitan
- i. Awan pay
- j. Agrabaho ak idiay DA
- k. Aginana ka pay
- l. Naimbag nga malem yo, Kapitan
- m. Beinte kuarto anos ak
- n. Agbisita ak idiay balay da kapitan
- o. Nanang, adda papanak
- p. Makabannog ti biahe

5. Make your own gambits based on the following competencies.  
Use the space below:
1. To ask about PCV's project.
  2. To state name of project and/or plans.
  3. To ask how project will address need of the community.
  4. To state how project will address needs of the community.
  5. To ask about PCV's role in the project.
  6. To state PCV's role in the project.
  7. To excuse oneself.
  8. To ask about ones marital status.
  9. To tell a joke.
  10. To ask someone's name.
  11. To encourage someone to get some rest.
  12. To ask one's occupation.
  13. To describe work in terms of employer/affiliation.
  14. To state one's purpose for leaving.
  15. To express one's intention to leave.

U. Use a linker to signify a modification sequence between the adjective and the noun:

e.g. nadalus (clean) + danum (water)

Answer: nadalus nga danum.

1. napintas (pretty) + babae (girl)

-----

2. napudot (hot) + danum (water)

-----

3. bassit (small) + kuarto (room)

-----

4. dakkal (big) + balay (house)

-----

5. dangkaw (tall) + lalaki (man)

-----

6. asideg (near) + tiendaan (store)

-----

7. pandak (short) + ubing (child)

-----

8. atiddog (long) + istorya (story)

-----

9. adu (plenty) + trabaho (work)

-----

10. napudaw (fair) + babae (woman)

-----

II. MANAGING A CONVERSATION/LEARNING

A. What would you say?

1. You want someone to repeat what he said.  
-----

2. You want a person to say the target language equivalent of an English word or expression  
-----

3. You want someone to slow down in his speech.  
-----

4. You want to say that you understood what another person said.  
-----

5. You want a person to know that you did not get what he said.  
-----

B. Add a word to the verb to show respect. Then use it in an imperative sentence incorporating the noun into it.

e.g. luto (cook) + pansit (noodles)  
Lutoem man ti pansit.

1. ited (give) + libro (book)  
-----

2. dalus (clean) + kuarto (room)  
-----

3. basa (read) + diyaryo (newspaper)  
-----

4. ala (get) + danum (water)  
-----

5. surat (write) + nagan (name)  
-----

6. ipan (bring/take) + makan (food)  
-----

7. bagkat (carry) + lamesa (table)  
-----


C. Write the correct gambits of the following competencies.

Use the space below for your answers:

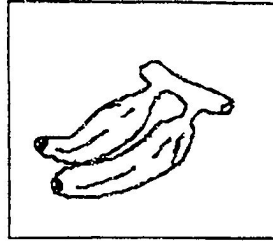
1. To state level of ability to speak target language.
2. To state level of ability to understand target language.
3. To ask someone to repeat.
4. To ask someone to pause /stop speaking for a moment.
5. To ask for meaning in target language (definition/explanation)
6. To state meaning.
7. To ask how to say something in TL.
8. To state how to say something in TL.
9. To ask for appropriateness of certain expressions in given questions.
10. To state lack of understanding.
10. To state confusion.
11. To confirm understanding.

III. EATING


A. Identify the fruit or vegetables:



1.



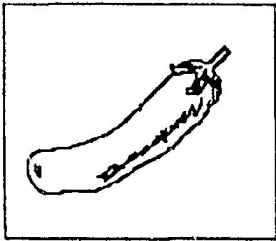
2.




3.




4.



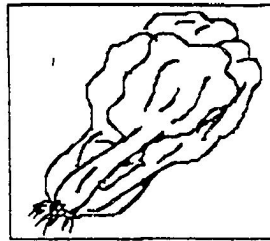
5.



6.



7.



8.

B. GUESS WHAT IT IS :

1. bassit, kasla lemon, adda bukel, prutas  
-----
2. medyo atiddog, mabalin nga duyaw/amarilyo, berde, orens, prutas,  
nasugpet no saan nga maluom  
-----
3. adda ti maysa nga dakkal nga bukel, usaren nga pang-guaccamoli,  
naimas  
-----
4. nateng, mabalin nga pang omelet, medyo atiddog, uk-ukisan  
-----
5. napait, nateng, saan nga kayat ti adu nga Amerikano  
-----

C. Write gambits for the following competencies:

1. to ask name of food

-----

2. to ask taste of food

-----

3. to offer food to someone

-----

4. to ask how food is eaten

-----

5. to ask how food is prepared

-----

NOTE: Ask your instructor to check on your work.



D. Write HUSTO (correct) if the statement is true. If false, correct the statement.  
Write your answer before the number.

- 1. Napait ti asukar.
- 2. Nasam-it ti naluom nga mangga.
- 3. Naaslem ti naata nga mangga.
- 4. Napait ti parya.
- 5. Naapgad ti berde nga mangga.
- 6. Naalsem ti kalamansi.
- 7. Nagasang ti sili.
- 8. Naapgad ti asin.
- 9. Nasam-it ti kendi.
- 10. Natamnay ti inapoy.

E. Match Column A with Column B. Write the letters only.

	A	B
-----	1. fried banana	a. lames
-----	2. boiled	b. sarsiado
-----	3. raw	c. tulong
-----	4. with sauce	d. lauya
-----	5. ingredients	e. manok
-----	6. bones	f. prito nga saba
-----	7. fat	g. naata
-----	8. meat	h. look
-----	9. chicken	i. taba
-----	10. fish	j. lasag

F. Form questions on asking for preferences using the given clues:

e.g. coffee or tea (drink)

Ania ti kayat mo nga inumen, kape wenno tsa?

1. pinakbet or laeng (cook)

-----

2. fish or chicken (buy)

-----

3. pansit or fruit salad (prepare)

-----

4. vegetable or meat (eat)

-----

5. beer or gin (drink)

-----

6. mango or pineapple (fruit)

-----

7. squash or eggplant (vegetable)

-----

8. pork or beef (meat)

-----

9. salty or just right (taste)

-----

NOTE: Let your instructor check your work.

G. It's mealtime. Read the dialogue between John and his host mother.

HOST MOTHER	JOHN
John, mangan tayon.	Aguray apo, lippasek pay daytoy aramidek.
Umaykan. Lumami-is ti makan.	Umay akon. Ania daytoy?
Dinar-daraan dayta.	Apay nga nangisit?
Dara ngamin ti baboy dayta.	Ania pay?
Adda bagis ken dadduma pay nga buksit.	Sige, ramanak.

Answer the questions:

1. Sino ti nangayab kenni John? -----
2. Napan kadi nga dagus? -----
3. Apay? -----
4. Ania ti makan idiy lamisaan? -----
5. Ania ti kolor ti makan? -----
6. Apay? -----
7. Rinamanan kadi ni John ti dinardaraan? -----
8. Nalamiis kadi ti makan? -----
9. Adda kadi ti makan? -----

H. Choose among the given words below the description on how food may be prepared. You can write more than one answer for each number.

Choices: GINISA (sauted), TINUNO (broiled), PRINITO (fried),  
LINAMBONG (boiled)

1. lames

-----

2. repolyo

-----

3. itlog

-----

4. patatas

-----

5. karne ti baboy

-----

6. barbecue

-----

7. tarong

-----

8. karne ti manok

-----

9. karne ti baka

-----

10. nodels/pasta

-----

I. Underline the word that does not belong to the group.

1. (naalsem, nasam-it, napait, napintas)
2. (asukar, chocolate, honey, suka)
3. (sibuyas, laya, bawang, tarong)
4. (manok, baboy, baka, kalding)
5. (patis, soy, suka, kanen)
6. (adobo, lauya, dinengdeng, gitta)
7. (kape, gatas, tsa, bir)
8. (patatas, bayabas, chico, lansones)
9. (inapoy, karne, lames, mantika)
10. (mangga, pinya, saba, kamatis)

J. Transform the statements into questions:

e.g. Naimas ti pinya. Naimas kadi ti pinya?

1. Naalsem ti mangga. -----
2. Mangmangan ti ubing. -----
3. Gimmatang isu ti pinya. -----
4. Naluom ti saba. -----
5. Kayat ko ti parya. -----
6. Nagluto isu ti sinigang. -----
7. Nanganen isu. -----
8. Rinamanan na ti balut. -----
9. Kayat na ti bagoong. -----
10. Naapgad ti pansit. -----

IV. SHOPPING

A. Match Column I with Column II by writing the letter of the answer on the space before the English word:

I	II
_____ 1. soap	a. lames, sida ikan
_____ 2. milk/creme	b. pantalon
_____ 3. eggs	c. tsinelas
_____ 4. bread	d. manok
_____ 5. coffee	e. tinapay
_____ 6. cooking oil	f. sabon
_____ 7. fish	g. karne ti baka
_____ 8. chicken	h. nateng
_____ 9. vegetable	i. gatas
_____ 10. cooking gas	j. itlog
_____ 11. fruits	k. mantika
_____ 12. pants	l. gas
_____ 13. slippers	m. danum
_____ 14. cigarettes	n. prutas
_____ 15. beef	o. kape
	p. sigarilyo



B-1. Write the Ilokano equivalent of the following numbers:

- |    |    |       |     |   |       |
|----|----|-------|-----|---|-------|
| 1. | 10 | ----- | 6.  | 6 | ----- |
| 2. | 3  | ----- | 7.  | 9 | ----- |
| 3. | 5  | ----- | 8.  | 1 | ----- |
| 4. | 8  | ----- | 9.  | 4 | ----- |
| 5. | 7  | ----- | 10. | 2 | ----- |

B-2. Write the Spanish equivalent of the following numbers:

- |     |    |       |     |    |       |
|-----|----|-------|-----|----|-------|
| 11. | 12 | ----- | 16. | 19 | ----- |
| 12. | 15 | ----- | 17. | 16 | ----- |
| 13. | 20 | ----- | 18. | 14 | ----- |
| 14. | 17 | ----- | 19. | 18 | ----- |
| 15. | 13 | ----- | 20. | 11 | ----- |

C. Re-arrange the letters to form words:

NUMBER		COLORS	
1. lltao	-----	1. urwpa	-----
2. ailm	-----	2. ngiasnti	-----
3. aysma	-----	3. dbree	-----
4. ppaut	-----	4. rssoa	-----
5. tpio	-----	5. auls	-----
6. ngaolsaup	-----	6. ganalaba	-----
7. awlo	-----	7. ywadu	-----
8. uad	-----	8. rolko ed epka	-----
9. ymasi	-----		
10. ninme	-----		
11. upolaud	-----		
12. ernauakat	-----		
13. aissnte	-----		
14. akngtusineu	-----		
15. rnttea	-----		

D. Write the following figures in Spanish:

- |     |   |        |       |
|-----|---|--------|-------|
| 1.  | P | 1.50   | ----- |
| 2.  | P | 0.50   | ----- |
| 3.  | P | 1.00   | ----- |
| 4.  | P | 20.00  | ----- |
| 5.  | P | 45.00  | ----- |
| 6.  | P | 150.00 | ----- |
| 7.  | P | 12.00  | ----- |
| 8.  | P | 15.00  | ----- |
| 9.  | P | 0.10   | ----- |
| 10. | P | 18.00  | ----- |

E. Rearrange the following gambits to form a dialogue:

1. P10.00 laeng.
2. Nangina unay!
3. Sagmamano daytoy?
4. P7.00 laengen.
5. Fixed price daytan.
6. Saan nga bale, nangina met unay.
7. Awan tawar nan.

1. -----
2. -----
3. -----
4. -----
5. -----
6. -----
7. -----

NOTE: Let your instructor check your work.

F. Make your own gambits based on the following competencies.  
Use the space below:

1. To ask price

-----

2. To state price

-----

3. To complain about the price

-----

4. To negotiate a bargain

-----

5. To insist on original price

-----

6. To agree to a price

-----

7. To disagree with price (not make a purchase)

-----

8. To ask for change (if purchase is made)

-----

9. To identify incorrect change and ask for correct amount

-----

10. To ask for a receipt

-----

11. To give a receipt

-----

G. Complete the dialogue:

A. \_\_\_\_\_ daytoy nateng?

B. P 5.00 ti maysa.

A. Mabalín ti \_\_\_\_\_

B. Saan nga mabalín. Malugi ak?

A. P 4.50 \_\_\_\_\_. Sigen a.

B. O, sige \_\_\_\_\_

A. Daytoy ti \_\_\_\_\_

B. Agyaman ak.

H. Read the story:

Maysa nga aldaw napan ni Mary idia tiendahan. Gimmatang isuna ti innem nga itlog, maysa nga papaya, maysa nga kape, sangapulo nga tinapay, ken dua nga sabon. P10.00 ti maysa nga bassit nga papaya. Nalaka ti itlog. P1.50 ti maysa. P15.00 ti maysa nga tinapay. Ken P8.50 ti maysa nga nabanglo nga sabon. Kayat na ti gummatang ti mangga ngem nangina daytoy. Saan na kaya ti presyo.

Complete the table using words.

	Mano nga piraso?	Mano ti maysa?	Mano amin?
a. itlog			
b. papaya			
c. kape			
d. tinapay			
e. sabon			

I. Answer the following questions:

1. Napanan ni Mary?

-----

2. Ania dagiti ginatang na?

-----

3. Ania ti nangina?

-----

4. Ania ti nalaka?

-----

5. Mano amin?

-----

6. Gimmatang kadi isu ti mangga?

-----

7. Gimmatang kadi ti pinya?

-----

8. Panglaba kadi nga sabon ti ginatang na?

-----

9. Mano nga itlog ti ginatang na?

-----

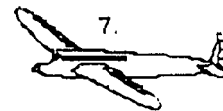
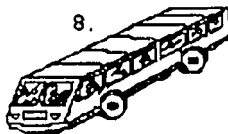

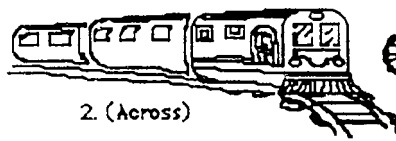
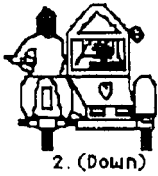
10. Sagmamamnao ti papaya?

-----



V. TRAVELLING

A. Write the name of the following transportation using the drawing as clue:



B. Complete the different means of transportation by supplying the missing letters.

1. t \_ \_ n
2. b \_ n \_ k \_
3. b \_ \_
4. \_ r \_ pl \_ n \_
5. d \_ \_ p
6. t \_ a \_
7. b \_ s \_ k \_ e \_ a
8. b \_ rk \_
9. k \_ l \_ s \_
10. t \_ \_ y \_ i \_ e \_

C. Underline the word that is not related to travelling:

1. agdamag, agsurat, agbayad
2. agmula, umuli, bumaba
3. aglikas, agtaray, aglaba
4. agbayad, agsinger, agsuro
5. singer, prutas, plete
6. paryok, traysikel, bisekleta
7. agtugaw, agtakder, aglangoy
8. agbasketball, pumanaw, aguray
9. agsangit, asideg, adayo
10. likod, tuktok

D. List (10) ten target language words related to transportation. Use each word in a sentence. (Ask your LI to check your sentences).

e.g. Words : aglulan Sentences : Aglulan ak ti bus.  
              biyahe                                            Mano nga oras ti biyahe?

WORD

SENTENCES

- |     |     |
|-----|-----|
| 1.  | 1.  |
| 2.  | 2.  |
| 3.  | 3.  |
| 4.  | 4.  |
| 5.  | 5.  |
| 6.  | 6.  |
| 7.  | 7.  |
| 8.  | 8.  |
| 9.  | 9.  |
| 10. | 10. |

E. Below is a schedule of activities. Answer the following questions in words:

Schedule:	
6:30	Breakfast
7:30	Community Meeting
8:00	Session I
10:00	Merienda
10:15	Session II
12:00	Lunch
1:30	Session III
3:00	Merienda
6:30	Dinner

**Questions:**

1. Ania nga oras ti pammigat?  
-----
2. Ania nga oras ti "Community Meeting"?  
-----
3. Ania nga oras ti "Session I"?  
-----
4. Ania nga oras ti merienda ti bigat?  
-----
5. Ania nga oras ti "Session II"?  
-----
6. Ania nga oras ti "Session III"?  
-----
7. Ania nga oras ti pangrabii?  
-----
8. Ania nga oras ti "Session IV"?  
-----
9. Ania nga oras ti merienda ti malem?  
-----
10. Ania nga oras ti pangaldaw?  
-----

F. Write the following in Ilokano:

1. one thirty -----
2. two thirty -----
3. nine thirty -----
4. three thirty -----
5. six thirty -----
6. four thirty -----
7. seven thirty -----
8. five thirty -----
9. ten thirty -----
10. eight thirty -----

Study the map below, then do the exercise on the next page.

MAP



G. Study the map and fill in the blanks:

1. Adda idiy \_\_\_\_\_ ti ospital ti drugstore.
2. Adda idiy \_\_\_\_\_ ti ospital ti restaurant.
3. Adda idiy \_\_\_\_\_ Street ti sari-sari store.
4. Adda idiy \_\_\_\_\_ ti drugstore ti balay.
5. Adda idiy \_\_\_\_\_ ti eskuelahan ti simbahan.
6. Adda idiy \_\_\_\_\_ Street ti basketball court.
7. Adda idiy \_\_\_\_\_ ti eskuelahan ti sari-sari store.
8. Adda idiy \_\_\_\_\_ ti drug store.
9. Adda idiy \_\_\_\_\_ ti eskuelahan ti restaurant.
10. Adda idiy \_\_\_\_\_ Street ti munisipyo.



H. Write the Ilokano equivalent of the following:

1. turn right  
-----
2. turn kleft  
-----
3. corner  
-----
4. will get off  
-----
5. to ride  
-----
6. fare  
-----
7. transportation/vehicle  
-----
8. bus station  
-----
9. stop  
-----
10. trip/travel  
-----
11. time  
-----
12. to arrive  
-----
13. to leave/depart  
-----
14. far  
-----
15. near  
-----

- I. Translate the following sentences to Ilokano using the words given below as clues:

in front	-	sango
inside	-	uneg
turn left	-	agpakannigid
going towards	-	agturong
to the right	-	idiay kannawan
at the back/behind	-	likod

1. The house is in front of the church.
2. The dog is inside the house.
3. Turn left toward the beach.
4. The bank is at the right side of the biggest department store in town.
5. The big acacia tree is found behind the house.

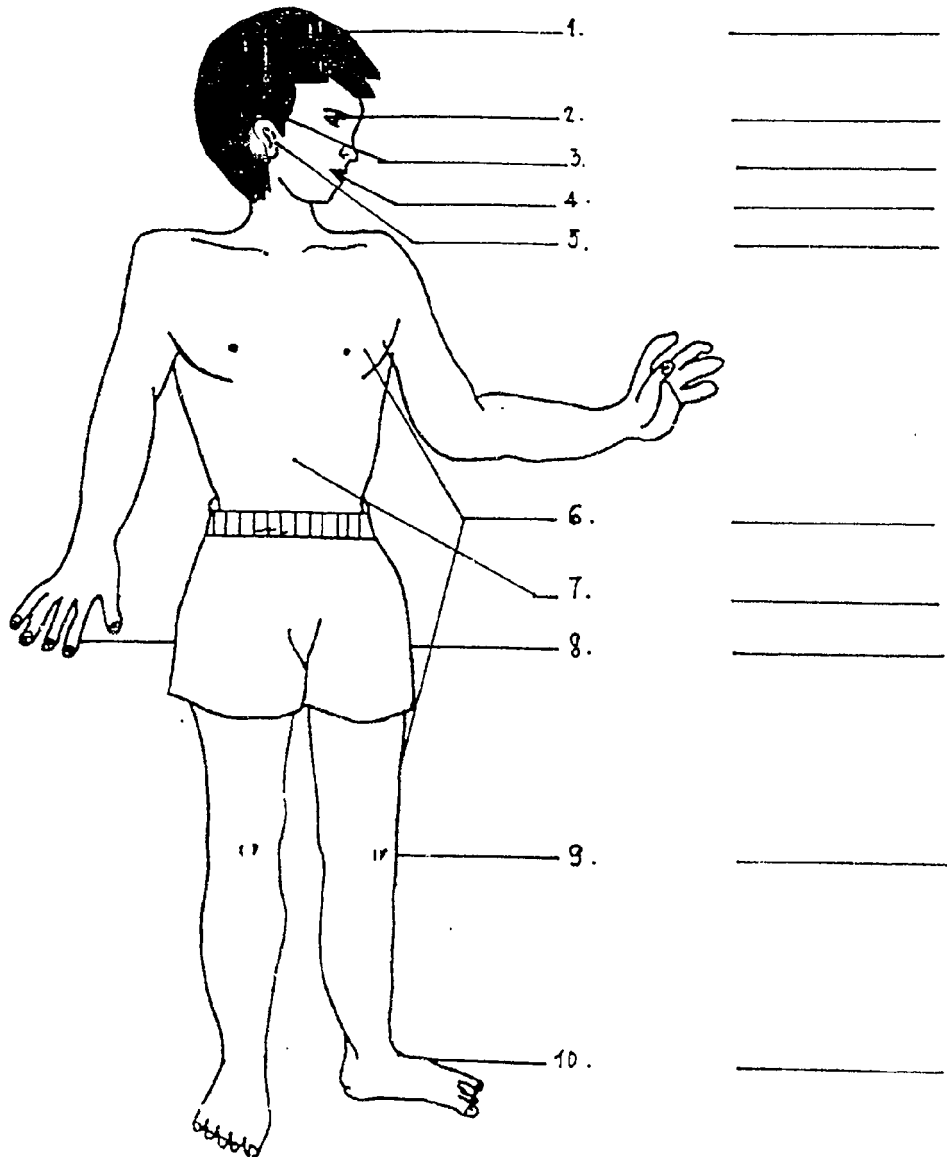
J. Read the selection and answer the questions:

Mapan ni Mary idia'y opisina ti Department fo Agriculture. Adda idia'y poblacion ti opisina. Agdyip isu nga mapan idia'y. Naminsan nga aglugan isu. Uno singkuwenta ti bayad ti dyip.

1. Sino ti mapan idia'y opisina?
2. Ayanna/Sadino nga opisina ti papanan na?
3. Sadino ti ayan ti opisina?
4. Nagbus kadi isu?
5. Nagtrike kadi isuna?
6. Ania ti linuganan na?
7. Namin-ano nga naglugan isu?
8. Mano ti plete na?

VI. HEALTH

Identify the following parts of the body:



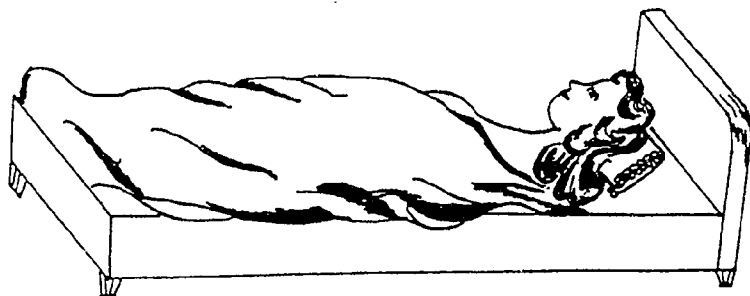
A. Rearrange the letters to form different parts of the body.

- |         |       |            |       |
|---------|-------|------------|-------|
| 1. kuob | _____ | 6. aamt    | _____ |
| 2. ami  | _____ | 7. gayapal | _____ |
| 3. ibga | _____ | 8. gbbii   | _____ |
| 4. aksa | _____ | 9. ytian   | _____ |
| 5. lou  | _____ | 10. ngetum | _____ |

B. Give the Ilokano equivalent of the different parts of the body and use each in a sentence:

1. eyes -----
2. nose -----
3. lips -----
4. ears -----
5. mouth -----
6. fingers -----
7. feet -----
8. face -----
9. head -----
10. teeth -----

C. Describe your feelings if you were in the following situations:



D. Read the story and answer the questions below it:

Peace Corps Volunteer ni John. Idiay Bohol ti site na. Maysa nga aldaw, napan isu idiay Barangay Bassit. Nangan isu ti kilawen.

Idi nagawid isu, nagsakit ti tiyan na. Nagtakki isu ti dua nga aldaw. Napan isu idiay Doktor. Inikkan da ti agas ken imbaga da nga agannad isu ti kankanen na.

1. Sino ni John?
2. Ayanna ti site na?
3. Sadino/Ayanna ti napanan na ti maysa nga aldaw?
4. Ania ti impakan da kaniada?
5. Ania ti napasamak idi nagawid isu?
6. Sino ti napanan na?
7. Ania ti inted ti doktor?
8. Ania ti imbaga ti doktor?



E. Write all the verbs in the story. There are nine (9) of them. Use each verb in a sentence.

- 1.
- 2.
- 3.
- 4.
- 5.
- 6.
- 7.
- 8.
- 9.

F. Answer the following questions:

1. Kasano kaatiddog ti buok mo?
2. Mano ti matam?
3. Mano ti agong mo?
4. Kasano ka kadangkaw/katayag?
5. Ania ti kolor dayta matam?
6. Mano ti lapayag mo?
7. Mano ti ramay mo?
8. Ania kolor dayta buok mo?
9. Mano ti imam?
10. Mano ti ulom?

NOTE: Ask your instructor to check your work.

G. Give the Ilokano equivalent of the given expressions:

1. "I feel dizzy".

-----

2. "I feel weak".

-----

3. "I'm wounded."

-----

4. "I cut myself."

-----

5. "I have a headache."

-----

6. "Help me."

-----

7. "Do you have medicine."

-----

8. "I want aspirin."

-----

9. "I have a stomach ache."

-----

10. "My tooth is aching."

-----

H. Negate the following sentences:

1. Adda sakit ko.

-----

2. Nasakit ti ulo na.

-----

3. Adda gurigor na.

-----

4. Kasapulak ti bandage.

-----

5. Nasakit ti lapayag ko.

-----

6. Kayat ko ti kilawen.

-----

7. Mapan ak idiy doktor.

-----

8. Adda doktor.

-----

9. Nasugat ti imak.

-----

10. Nabannog ak.

-----

I. Write the Ilocano equivalent of the given English words.

1. patient

-----

2. cold

-----

3. back

-----

4. wound

-----

5. feeling

-----

6. hand

-----

7. painful

-----

8. illness/diseases

-----

9. head

-----

10. medicine

-----

11. fever

-----

SUPPLEMENTARY WORKSHEETS

MARKERS

PRONOUNS

ADJECTIVES

PSEUDOVERBS

VERB ASPECTS

VERB CASE

SENTENCE EXPANSION

GAMBIT EXPANSION

PARTICLES

CONNECTORS

## I. MARKERS:

Use appropriate markers to complete the sentence:

1. Napan \_\_\_\_\_ Mary \_\_\_\_\_ eskuelahan.
2. Gimmatang \_\_\_\_\_ ubing \_\_\_\_\_ kendi.
3. Kinnan \_\_\_\_\_ John \_\_\_\_\_ mangga
4. Aglutluto \_\_\_\_\_ Nanang \_\_\_\_\_ pansit.
5. Nagmula \_\_\_\_\_ mannalon \_\_\_\_\_ bin-i.
6. Inted \_\_\_\_\_ ubing \_\_\_\_\_ kendi.
7. Naglugan \_\_\_\_\_ Peter \_\_\_\_\_ nuang.
8. Agdaldalus \_\_\_\_\_ Carla \_\_\_\_\_ kuwarto.
9. Agsaksakit \_\_\_\_\_ ulo \_\_\_\_\_ Pam.
10. Ania \_\_\_\_\_ innalam \_\_\_\_\_ nursery?

## II. PRONOUNS:

Underline the correct pronoun:

1. (Siak, Ko, Ka) ni John.
2. Taga Texas (ko, ak, kaniak).
3. Kabsat (ko, siak, kaniak) ni Manny.
4. (Ko, Kukuak, Siak) daytoy lapis.
5. Napintas (isu, na, kukuam).
6. Doktor (na, isuna, kukuana).
7. Nangan (man, kan, sikan) .
8. Gimmatang (kami, mi, na) ti fertilizer/abono.
9. (Kenkuana, Isuda) ka nga agsaludsod.
10. Linuto (mi, kayo) ti pansit.

### III. PRONOUNS

Identify and use the pronouns in sentences. Use the space below for your answers.

1. First person, singular

-----

2. Third person, singular

-----

3. Second person, singular

-----

4. First person, plural (dual)

-----

5. Third person, plural

-----

6. First person, plural (incl.)

-----

7. Second person, plural (excl.)

-----



#### IV. ADJECTIVES:

Underline the correct form of the adjective:

1. (Napintas, Mas napintas) ni Jane.
2. (Mas nalamiis, Naglamiis) idiy Sagada.
3. (Mas naimas, Kaimasan) ti lasagna.
4. (Napudot, Mas napudot) ti Pangasinan ngem ti Tuguegarao.
5. (Agkadakkel, Kadakkelan) da John ken Nancy.
6. (Karigatan, Mas narigat) ti agbiag idiy bantay.
7. (Nagdalus, Kadalusan) ti Baguio.
8. (Mas naimas, Naimas) ti kankanen da.
9. (Nangisit, Nagngisit) ti pusa.
10. (Kaguluwan, Nagulo) ti Manila.

V. ADJECTIVE:

Answer the questions based on the given statements.

e.g.

Napintas ni Rose.

Sino ti napintas? ni Rose.

1. Mas nalaka ti saba ngem ti mangga.  
Ania ti mas nalaka ngem ti mangga?

-----

2. Kapintasan ti Baguio.  
Ania ti kapintasan?

-----

3. Nasingpet ni John kaniami.  
Sino ti nasingpet?

-----

4. Nangina ti prutas idiy palengke.  
Ania ti nangina?

-----  
Sadino/Ayanna ti nangina nga prutas

-----

5. Mas nadalus ti Cebu ngem ti Manila.  
Ania ti mas nadalus idiy Manila?

-----

6. Adayo ti Naga ngem Sorsogon.  
Ania ti adayo ti Sorsogon?

-----

VI. ADJECTIVES AS PREDICATE IN THE SENTENCE:

Answer the questions:

1. Ania ti mas bassit, bukel ti kamatis wenno bayabas?  
-----
2. Ania ti ma .akkel, bukel ti mangga wenno bukel ti abokado?  
-----
3. Ania ti mas nabibiit nga agbunga, manga wenno mabolo?  
-----
4. Ania ti katangkenan ng kayo?  
-----
5. Ania ti kabakedan nga kayo?  
-----
6. Ania ti kapintasan nga kayo?  
-----
7. Ayanna ti kadangkawan nga kayo ditoy Pilipinas?  
-----
8. Ania ti kaimasan nga prutas para kenka?  
-----
9. Ania nga kayo ti madi nga kayat ti anay?  
-----
10. Ania nga kayo ti kaykayat ti anay?  
-----

VII. PSEUDO VERBS:

Fill in the blanks with the correct pseudo verb by choosing from

KAYAT, MABALIN, MASAPUL and AMMO:

1. \_\_\_\_\_ (like) ko ti coke.
2. \_\_\_\_\_ (don't like) na ti coke.
3. \_\_\_\_\_ (need) mi ti kartus.
4. \_\_\_\_\_ (know) isuna.
5. \_\_\_\_\_ (like) ni John isuna.
6. \_\_\_\_\_ (know) ti leksyon.
7. \_\_\_\_\_ (need) ni Tom ti leksyon.
8. \_\_\_\_\_ (like) ni Nanang ti leksyon.
9. \_\_\_\_\_ (need) ko ti tulong.
10. \_\_\_\_\_ (need) mo ti trabaho.

### VIII. VERB ASPECTS:

Underline the form in parenthesis that most appropriately completes the sentences.

1. (Napan, Mapan, Mapmapan) ak idiyay Maynila idi kalman.
2. (Kinnan, Kankanen, Kanen) da ti pansit itatta.
3. (Ginatang, Gatgatanen, Gatangen) ni John ti T-shirt.
4. (Nagtrabaho, Agtrabaho, Agrabtrabaho) ak ditoy ti dua nga tawen.
5. (Umininom, Imminom, Uminom) isu to gatas inaldaw.
6. (Agtartaray, Nagtaray, Agtaray) kami idiyay Roxas Blvd. idi maysa nga aldaw.
7. (Agadadal, Nagadal, Agadal) ak ti Tagalog itatta.
8. (Itited, Ited, Inted) mo daytoy kenni Mark.
9. (Dalusan, Dinalusan, Daldalusan) ko ti balay inaldaw.
10. (Agsursurat, Nagsurat, Agsurat) ak kaniami intono Domingo.

IX. VERB CASES:

Underline the correct form of the verb:

1. (Agluto, Lutlutuin ) kami ti pinakbet.
2. (Uminom, Inomen) mo ti agas mo.
3. (Daldalusan, Agdaldalus) ni John idia y kuwarta.
4. Kayat ko ti (buloden, bumulod) ti kuwarta.
5. (Agsurat, Suratan) ak kenni Lorna.
6. (Timmawar, Tumawar) tayo ti nateng.
7. (Mapan, Papanan) ak idia y Manila.
8. (Kinnan, Nangan) dan.
9. (Tumakder, Itakder) tayo amin.
10. (Nagkanta, Kinanta) ni May ti "Manang Biday".
11. (Gatgatangen, Gumatgatang) isu ti lansones.
12. (Agbasa, Basaem) da ti diyaryo.
13. (Aramiden, Agaramid) da ti A-frame.
14. (Agadadal, Adadalen) ak ti Tagalog.
15. (Itaray, Agtaray) kami intono bigat idia y poblacion.

X. VERB ASPECTS/CASES:

Something is wrong with the sentences. Write them in their correct form:

1. Sino ti mangan ni bayabas?  
-----
2. Kayat mo nga iluto ni adobo nga manok?  
-----
3. Napan kadi da idia'y Manila.  
-----
4. Kinnan ak ti balut idi rabii?  
-----
5. Agmulmula tayo ti ipil-ipil intono bigat.  
-----
6. Makagatang ka kadi ti abono idi Domingo?  
-----
7. Kaano kaniada nga agmiting?  
-----
8. Naisagana kadin ti laok ni pinakbet?  
-----
9. Ramanak ti parya idi kalman.  
-----
10. Ayabam man ti John.  
-----

XI. SENTENCE EXPANSION:

Expand the sentences with the given clues:

e.g. Adayo ti Tuguegarao. (negative)  
Saan nga adayo ti Tuguegaro.

1. Naimas ti balut. (negative)

-----

2. Nangan ak. (negative)

-----

3. Natayag/Dangkaw ni Tom. (negative)

-----

4. Volunteer isuna. (gayam)

-----

5. Nalaka ti bayabas. (kano)

-----

6. Nasakit ti lapayag ko. (negative)

-----

7. Napigsa ti tudo. (pay)

-----

8. Gimmatang ak ti t-shirt. (negative/met)

-----



XII. GAMBIT EXPANSION:

Expand the gambits using particles, tag questions, time words, existential words, negations, nouns, adjectives, adverbs, etc.

1. Naimbag nga bigat.  
-----
2. Ania trabahom?  
-----
3. PCV ak.  
-----
4. Taga-California ak.  
-----
5. Daytoy ti Nanang ko.  
-----
6. Agyaman ak.  
-----
7. Ania daytoy?  
-----
8. Naimas?  
-----
9. Kasano ti pagluto?  
-----
10. Mangan tayo?  
-----
11. Mano ti pinya?  
-----
12. Ania ti luganak?  
-----
13. Ayanna ti pagluganan?  
-----
14. Adayo kadi ti San Carlos?  
-----
15. Mano ti plete?  
-----
16. Bayad.  
-----
17. Tulungan ak.  
-----
18. Magulo kadi?  
-----

NOTE: Let your instructor check your work.

XIII. PARTICLES:

Add the following particles to the statement then write its English equivalent.

1. Pilipino isuna (a. ngata b. gayam c. ngata d. kano e. met f. latta)
  - a.
  - b.
  - c.
  - d.
  - e.
  - f.
  
2. Mangan ak. (g. pay h. met i. madamdama j. manen)
  - g.
  - h.
  - i.
  - j.

XIV. CONNECTORS:

Write the appropriate connectors:

e.g. Dakkel ti Manila.  
Mas dakkel ti Cebu.  
Dakkel ti Manila ngem mas dakkel ti Cebu.

1. Napintas ti site ko.  
Nasingpet pay dagiti tattao.

2. -----  
Kayat ko ti Boracay.  
Mas kayat ko ti Sagada.

3. -----  
Mapan ak idiy Baguio.  
Agtutudo idiy.

4. -----  
Nangan ak idiy Sea front.  
Mapan ak idiy Harrizon Plaza.

5. -----  
Narigat ti mapan idiy PRRM.  
Naalas ti dalan.  
-----

XV. Negate the following sentences using AWAN, SAAN/HAAN.

1. Adda ti sakit na. -----
2. Nasakit ti ulo na. -----
3. Aggurigor ak. -----
4. Masapul ko ti bandage. -----
5. Naskakit ti lapayag ko. -----
6. Mapan ak idia y doktor. -----
7. Kayat ko ti kilawin. -----
8. Adda ti doktor. -----
9. Nasugat ti imak. -----

Place stress marks on the words:

1. ditoy nga agdissaag
2. plete ti traysikel
3. mapan idiaiy tiendaan
4. idiaiy nga magna
5. kasano kaadyo

Write the directional affix for the places below:

1. Baguio

2. Manila

3. Cebu

4. Boracay

5. Banaue

XVI. WRITE THE CORRECT WORD IN ILOKANO:

- \_\_\_\_\_ 1. A subject pronoun for second person plural that maybe used to show respect to an older person, a person in authority or a stranger.
- \_\_\_\_\_ 2. A personal marker.
- \_\_\_\_\_ 3. A plural non-personal marker.
- \_\_\_\_\_ 4. A preposition used as a future time marker.
- \_\_\_\_\_ 5. A question word used to ask for location of a person or thing.
- \_\_\_\_\_ 6. A particle which means "only".
- \_\_\_\_\_ 7. A linker which is usually found between adjective/s and noun/s and it completes the meaning of a phrase/statement.
- \_\_\_\_\_ 8. A question word used to ask for quantity.
- \_\_\_\_\_ 9. A subject pronoun, first person, plural (dual).
- \_\_\_\_\_ 10. A singular non-personal marker.
- \_\_\_\_\_ 11. A particle which means "yet".
- \_\_\_\_\_ 12. A question word to ask for time.
- \_\_\_\_\_ 13. A location preposition which means "there".
- \_\_\_\_\_ 14. A question word used to ask for cost of an item.
- \_\_\_\_\_ 15. A plural counterpart of "adda".

ANSWERS:

L Socializing

- A. 1. sadino/ayanna 6. naimbag  
2. sino 7. mapan  
3. ania 8. tawen  
4. taga-ano 9. trabaho  
5. mano 10. agyaman ak

- B 1. ania 6. kaano  
2. mano 7. kapin-ano  
3. apay 8. kasano  
4. sino 9. taga-ano  
5. ayanna/sadino 10. mano

- D 1. malem 6. unay  
2. kayo 7. kasangay  
3. kakabsat 8. asawa  
4. nagan 9. mabisin  
5. manang 10. pamigat

- G.  
1. napintas rga babai  
2. napudot nga danum  
3. nadalus nga kuwarto  
4. dakkal nga balay  
5. dangaw/natayag nga lalaki

- H. A) 1. b 2. c 3. c 4. c 5. b  
B) 6. d 7. b 8. b 9. a 10. a

- K. 1. ni John  
2. Agricultural Production  
3. Dept. of Agriculture  
4. Tumutulong isu kadagiti programa ti gobyerno  
5. idiyay Barangay Liko-liko  
6. ni Mr. Fidel Reyes  
7. ni Carlos Salazar  
8. dua nga tawen  
9. saan/haan  
10. saan/haan

- P. 1. tiempo 6. aginana



- |    |             |     |        |
|----|-------------|-----|--------|
| 2. | biag        | 7.  | sakbay |
| 3. | naimbag     | 8.  | saan   |
| 4. | sagpaminsan | 9.  | awan   |
| 5. | kuarto      | 10. | nagan  |

- R. 1. o 2. c 3. h 4. n 5. d  
6. l 7. a 8. g 9. m 10. e  
11. b 12. j 13. f 14. k 15. i

- T. 1. napintas nga babai  
2. napudot nga danum  
3. bassit nga kuarto  
4. dakkal nga balay  
5. dangkaw nga lalaki  
6. asideg nga tiendaan  
7. pandak nga ubing  
8. atiddog nga istorya  
9. adu nga trabaho  
10. napudaw nga babai

## II. Managing a conversation/learning

1. ulitem man
  2. ania ti Ilokano ti \_\_\_\_?
  3. innayadem man
  4. naawatak
  5. diak naawatan
- B.
1. ited mo man ti libro
  2. dalusan man ti kuarto
  3. basaem man ti diyaryo
  4. alaem man ti danum
  5. suratem man ti nagan
  6. ipan mo man daytoy nakan
  7. bagkatem man daytoy lamesa

## III. Eating

- A.
- |            |            |
|------------|------------|
| 1. mangga  | 5. tarong  |
| 2. saba    | 6. karbasa |
| 3. pinya   | 7. parya   |
| 4. bayabas | 8. petsay  |
- B
1. kalamansi
  2. saba
  3. abokado
  4. tarong
  5. parya
- D.
- |              |              |
|--------------|--------------|
| 1. nasam-it  | 6. husto     |
| 2. husto     | 7. husto     |
| 3. naasugpit | 8. naapgad   |
| 4. husto     | 9. husto     |
| 5. naalsem   | 10. natamnay |

- E.
- |    |   |     |   |
|----|---|-----|---|
| 1. | f | 6.  | c |
| 2. | d | 7.  | i |
| 3. | g | 8.  | j |
| 4. | b | 9.  | e |
| 5. | h | 10. | a |

- G.
1. ni nanang
  2. saan
  3. nganin nileppas na trabaho na
  4. dinardarraan
  5. nangisit
  6. gaoy tu dara ti baboy

- H.
- |    |                          |     |                                  |
|----|--------------------------|-----|----------------------------------|
| 1. | inprito, intuno          | 6.  | intuno                           |
| 2. | inlauya, ingisa          | 7.  | intuno, inprito, inlauya         |
| 3. | inprito, inlauya         | 8.  | ingisa, intuno, inlauya, inprito |
| 4. | inprito, inlauya         | 9.  | inlauyam inpritom intuno         |
| 5. | intuno, inlauya, inginsa | 10. | inlauya                          |

- I.
- |    |          |     |         |
|----|----------|-----|---------|
| 1. | napintas | 6.  | gitta   |
| 2. | suka     | 7.  | bir     |
| 3. | tarong   | 8.  | patatas |
| 4. | manok    | 9.  | mantika |
| 5. | danum    | 10. | kamatis |

- J.
1. Naalsem kadi ti mangga?
  2. Mangmagan kadi ti ubing?
  3. Gimmatang kadi isu ti pinya?
  4. Naluom kadi ti saba?
  5. Kayat ko dadi ti parya?
  6. Nagluto kadi isu ti sinigang?
  7. Nangan kadin isu?
  8. Rinamanan na kadi ti balut?
  9. Kayat na kadi ti bagoong?
  10. Naapgad kadi ti pansit?

#### IV. Shopping

- |      |       |       |
|------|-------|-------|
| 1. f | 6. k  | 11. n |
| 2. i | 7. a  | 12. b |
| 3. j | 8. d  | 13. c |
| 4. e | 9. h  | 14. p |
| 5. o | 10. l | 15. g |

#### B-1.

1. sangapulo
2. tallo
3. lima
4. otso
5. pito
6. innem
7. siyam
8. maysa
9. uppat
10. dua

#### B-2.

11. dose
12. kinse
13. beinte
14. disi siete
15. trese
16. disi nuebe
17. disi sais
18. katorse
19. disi otso
20. onse

#### C.

- |             |                 |                  |
|-------------|-----------------|------------------|
| 1. tallo    | 9. siyam        | 1. puraw         |
| 2. lima     | 10. innem       | 2. nangisit      |
| 3. maysa    | 11. daupulo     | 3. berde         |
| 4. uppat    | 12. kuarenta    | 4. rosas         |
| 5. pito     | 13. sesenta     | 5. asul          |
| 6. sangpulo | 14. singkuwenta | 6. nalabaga      |
| 7. walo     | 15. trenta      | 7. duyaw         |
| 8. dua      |                 | 8. kolor de kape |

- D. 1. uno singkuwenta  
2. singkuwenta sentimos  
3. piso  
4. beinte pesos  
5. kuarentay singko  
6. sienta singkuwenta pesos  
7. dose pesos  
8. kinse pesos  
9. dies sentimos  
10. disi otso

- G. A. sagmamamo  
B. tumawar  
A. mabalin  
A. ngarud  
A. bayad

#### V. Travelling

- A. 1. minibus  
2. trike  
3. kalesa  
4. dyipni  
5. bisikleta  
6. bangka  
7. eroplano  
8. bus

- |             |               |
|-------------|---------------|
| B. 1. tren  | 6. trak       |
| 2. bangka   | 7. bisikleta  |
| 3. bus      | 8. barko      |
| 4. eroplano | 9. kalesa     |
| 5. dyip     | 10. traysikel |

- C. 1. agsurat 6. paryok  
2. agmula 7. aglangoy  
3. aglaba 8. agbasketball  
4. agsuro 9. agsangit  
5. prutas 10. tuktok

- E. 1. alas seis y media  
2. alas siete y medya/trenta  
3. alas otso  
4. alas dies  
5. alas dies y kinse  
6. ala una  
7. ala sais y medya  
8. alas tres y medya  
9. alas tres  
10. alas dose

- F. 1. ala una y media  
2. alas dos y media  
3. alas nuebe y media  
4. alas tres y media  
5. alas sais y media  
6. alas kuwatro y media  
7. alas siyete y media  
8. alas singko y media  
9. alas dies y media  
10. alas otso y media

- G. 1. likod 6. Arellano  
2. sangio 7. abay  
3. mabini 8. kanto  
4. kannigid 9. sango  
5. sango 10. Bonifacio

- |    |    |             |     |           |
|----|----|-------------|-----|-----------|
| H. | 1. | agpakannwan | 9.  | para      |
|    | 2. | agpannigid  | 10. | biahe     |
|    | 3. | kanto       | 11. | oras      |
|    | 4. | bumaba      | 12. | sumangpet |
|    | 5. | aglugaan    | 13. | pumanaw   |
|    | 6. | plete       | 14. | adayo     |
|    | 7. | lugaan      | 15. | asideg    |
|    | 8. | estasyon    |     |           |

- I.
1. adda idiy sango ti simbahan ti balay
  2. adda idiy uneg ti balay ti aso
  3. agpakannigid ka idiy baybay
  4. adda idiy kannawan ti bangko ti kadakkelan nga department store idiy illi
  5. adda idiy likod ti balay ti dakkal nga kayo ti acacia.

- J.
1. ni Mary
  2. idiy DA
  3. idiy poblaacion
  4. saan/haan
  5. saan/haan
  6. dyip
  7. naminsan
  8. uno singkuwenta

## VI. Health

- |    |    |      |     |         |
|----|----|------|-----|---------|
| A. | 1. | buok | 6.  | mata    |
|    | 2. | ima  | 7.  | lapayag |
|    | 3. | bagi | 8.  | bibig   |
|    | 4. | saka | 9.  | tiyan   |
|    | 5. | ulo  | 10. | tumeng  |

- B. 1. mata 6. ramay  
2. agong 7. saka  
3. bibig 8. rupa  
4. lapayag 9. ulo  
5. ngiwat 10. ngipen

- D. 1. PCV si John  
2. idiy Bohol  
3. idiy Barangay Bassit  
4. kilawen  
5. nagtakki isu  
6. idiy doktor  
7. agas  
8. agannad isu ti kankanen na

- G. 1. maulaw ak 6. tulungan ak  
2. agkakapsut ak 7. adda agas mo?  
3. nasugat ak 8. kayat ko ti aspirin  
4. nasugat ak 9. agsakit ti tiyan ko  
5. nasakit ti ulok 10. agsakit ti ngipen ko

- H. 1. awan ti sakit ko  
2. saan/haan nga nasakit ti ulo na  
3. awan ti gurigor na  
4. saan/haan ko kasapulan ti bandage  
5. haannga nasakit ti ulok  
6. haan ki kayat ti kilawen  
7. saan ak nga mapan idiy doktor  
8. awan ti doktor  
9. haan nga nasugat ti imak  
10. haan ak nga nabannog



## SUPPLEMENTARY WORKSHEET

### I. Markers:

- |              |              |
|--------------|--------------|
| 1. ni/idiay  | 6. ti/ti     |
| 2. ti/ti     | 7. ni/ti     |
| 3. ni/ti     | 8. ni/ti     |
| 4. ni/ti     | 9. ti/ni     |
| 5. dagiti/ti | 10. ti/idiay |

### II. Pronouns:

- |           |             |
|-----------|-------------|
| 1. siak   | 6. isuna    |
| 2. ak     | 7. kan      |
| 3. ko     | 8. kami     |
| 4. kukuak | 9. kenkuana |
| 5. isu    | 10. mi      |

### III. Pronouns:

- |                 |                |
|-----------------|----------------|
| 1. siak/ak      | 6. datayo/tayo |
| 2. isuna/isu    | 7. dakami/kami |
| 3. sika/ka      | 8. kayo/dakayo |
| 4. ta/data/sita |                |
| 5. isuda/da     |                |

### IV. Adjectives:

- |                |               |
|----------------|---------------|
| 1. napintas    | 6. karigatan  |
| 2. naglamiis   | 7. kadalusan  |
| 3. kaimasan    | 8. mas naimas |
| 4. mas napudot | 9. nagngisit  |
| 5. agkadakkel  | 10. kaguluan  |

### VII. Pseudoverbs:

- |            |             |
|------------|-------------|
| 1. kayat   | 6. ammo     |
| 2. kayat   | 7. masapul  |
| 3. masapul | 8. kayat    |
| 4. ammo    | 9. masapul  |
| 5. kayat   | 10. masapul |

VIII. Verb Aspects:

- |               |               |
|---------------|---------------|
| 1. napan      | 6. nagtaray   |
| 2. kankanen   | 7. nagadal    |
| 3. gatangen   | 8. ited       |
| 4. nagtrabaho | 9. daldalusan |
| 5. umininom   | 10. agsurat   |

IX. Verb Cases:

- |               |                 |
|---------------|-----------------|
| 1. aglutluto  | 9. tumakder     |
| 2. inomen     | 10. agkanta     |
| 3. agdaldalus | 11. gumatgatang |
| 4. bumulod    | 12. agbasa      |
| 5. agsurat    | 13. agaramid    |
| 6. tumawar    | 14. agadadal    |
| 7. mapan      | 15. agtaray     |
| 8. nangan     |                 |

XIV. Connectors:

1. ken
2. ngem
3. uray
4. santo
5. ngamin

XV.

1. awan ti sakit na
2. saan/haan nga nasakit ti ulo na
3. saan/haan isu nga aggurigor
4. saan/haan ki nga masapul ti bandage
5. saan/haan nga nasakit ti lapayag
6. saan/haan ak ng amapan idiay doktor
7. saan/haan ko nga kayat ti kilawin
8. awan ti doktor
9. saan/haan ng nasugat ti imak
10. saan/haan nga mabannog

XVI.

- |                  |                 |
|------------------|-----------------|
| 1. kayo          | 9. data/sita/ta |
| 2. ni            | 10. ti          |
| 3. dagiti        | 11. pay         |
| 4. intono        | 12. kaano       |
| 5. ayanna/sadino | 13. idiy        |
| 6. laeng         | 14. sagmamano   |
| 7. nga           | 15. adu         |
| 8. mano          |                 |

# ILOKANO GRAMMAR NOTES

Based on Ma. Teresita Palo's  
"Tagalog Grammar Notes"

Adapted to Ilokano by:

Paz B. Meman  
Language Coordinator  
Regions 1 & 2

February 5, 1988

## TABLE OF CONTENTS

PAGES

### PART I BASIC SENTENCES STRUCTURE

1. The Ilokano sentence
2. The Subject of an Ilokano sentence
  - 2.1. The Subject Markers
  - 2.2. The Subject Pronouns
  - 2.3. Expansions of the Subject in Ilokano
3. The Predicates of an Ilokano sentence
  - 3.1. The Nominal Predicates
  - 3.2. The Adjectival Predicates
  - 3.3. The Verbal Predicates
    - 3.3.1. Case Relations
    - 3.3.2. Case Markers
    - 3.3.3. Aspects
    - 3.3.4. The Infinitive Verb
    - 3.3.5. Expansions of the Verbal Predicates
  - 3.4. The Pseudoverbal Predicates
4. The Basic Transformations of an Ilokano sentence
  - 4.1. Questions
  - 4.2. Negations
  - 4.3. The Ket transform
  - 4.4. The Emphatic Sentence

### Part II COMBINED SENTENCE STRUCTURE

1. Combining Sentences by Conjunctions
  - 1.1. The Coordinating Conjunctions
  - 1.2. The Subordinating Conjunctions
2. Combining Sentences by Embedding

Part III

SENTENCES WITH VERBAL PREDICATES  
CONTAINING DERIVATIONAL AFFIXES

1. The Causative -PA-
2. The Associative -KI-
3. The Abilitative -KA-
4. Frequentative affixes
5. Manner and Time affixes
6. Other Verbal affixes
7. Adjectival affixes
8. Nominalizing affixes

PART IV

CHARTS

1. Verb Paradigm
2. Pronoun Charts

# ILOKANO

## Grammar Notes

### Part I. Basic Sentence Structures

1. The Ilokano sentence is composed of the OBLIGATORY PREDICATE (+Pred), an OPTIONAL SUBJECT (+Subj), and optional EXPANSIONS (+Expn) of the predicate and the subject. The ordering of these constituents of the sentence is as follows:

Ilokano Sentence = +Pred ±Expn ±Subj ±Expn

#### Example:

- |                                                                                            |                                                                      |
|--------------------------------------------------------------------------------------------|----------------------------------------------------------------------|
| a. +Pred<br>Adda ti bagyo.<br>Agtutudo.                                                    | 'there is a storm'<br>'it is raining'                                |
| b. +Pred +Expn<br>Adda ti bagyo idia y Ilocos.<br>Nalayos ti Buendia.                      | 'there is a storm in Ilocos'<br>'it's flooded in Buendia'            |
| c. +Pred +Expn +Subj<br>PCV si John.<br>Matmaturug ti ubing.                               | 'John is a PCV'<br>'the child is sleeping'                           |
| d. +Pred +Expn +Subj<br>PCV met da Paul.<br>PCVs'<br>Maturug ti ubing intono<br>madamdama. | 'Paul and company are also<br>'PCVs'<br>'the child will sleep later' |
| e. +Pred +Expn +Subj +Expn<br>Pudno nga nasam-it ti papaya<br>idia y Cagayan.              | 'the papaya in Cagayan is really<br>'sweet'                          |

## 2. The Subject of an Ilokano sentence

The subject of an Ilokano sentence is composed of a noun phrase marked by the subject marker ti (or its variants ni, dagiti, and da).

2.1. The subject markers may be classified as follows:

- a. for non-personal names : ti (singular), dagiti (plural)
- b. for personal names : ni (singular), da (plural)

The underlined noun phrase below are the subjects of the sentences:

- a. Duktur ni Mike.  
'Mike is a doctor.'
- b. Napintas ti Baguio City.  
'Baguio City is lovely.'
- c. Mangmangan ti lalaki.  
'The man is eating.'
- d. Agad-adal ti Ilokano da Paul ken Susan.  
'Paul and Susan are learning Ilokano.'

2.2. The subject noun phrase may be filled by a pronoun. The subject pronouns are summarized in the chart below.

### PERSONAL PRONOUNS (SUBJECT SET)

Singular	Pre-clitic	Enclitic
I	Siak	Ak
You	Sika	Ka
He/She	Isuna	Isuna/Isu

Plural		
We (dual)	Data/Sita	Ta
We (inclusive)	Datayo/Sitayo	Tayo
We (exclusive)	Dakami/Sikami	Kami
You (plural)	Dakayo/Sikayo	Kayo
They	Isuda	Da



## Demonstrative

	<u>Singular</u>	<u>Plural</u>
It, this	daytoy	dagitoy (near speaker)
That	dayta	dagita (near hearer, far from speaker)
That	daydiay	dagidiay (away from both speaker and listener - yonder)

Notice the switch between daytoy and dayta where daytoy refers to something near the speaker (ordinarily within his reach) and dayta refers to something away from the speaker but near the hearer. In some instances dayta may be used to point out that which is not within the reach of either the speaker or the hearer, but somewhere not too far from either one or the other.

The underlined pronouns below are the subjects of the sentence.

- |                                                                                                                                                                                                                                                                                        |                                                                                                                                                                                                                                                                         |
|----------------------------------------------------------------------------------------------------------------------------------------------------------------------------------------------------------------------------------------------------------------------------------------|-------------------------------------------------------------------------------------------------------------------------------------------------------------------------------------------------------------------------------------------------------------------------|
| <p>a. Filipino <u>ak</u>.<br/>'I am a Filipino.'</p> <p>b. Amerikano <u>ka</u>.<br/>'You are an American.'</p> <p>c. PCV <u>isuna</u>.<br/>'He/She is a PCV.'</p> <p>d. Taga Baguio <u>kami</u>.<br/>'We are from Baguio.'</p> <p>e. Adda trabaho <u>tayo</u>.<br/>'We have work.'</p> | <p>f. Ayan <u>yo</u>?<br/>'Where are you?'</p> <p>g. Gayyem ko <u>isuda</u>.<br/>'They are my friends.'</p> <p>h. Ania <u>daytoy</u>.<br/>'What is this?'</p> <p>i. Mano <u>dayta</u>?<br/>'How much is that?'</p> <p>j. Kukuak <u>daydiay</u>.<br/>'That is mine.'</p> |
|----------------------------------------------------------------------------------------------------------------------------------------------------------------------------------------------------------------------------------------------------------------------------------------|-------------------------------------------------------------------------------------------------------------------------------------------------------------------------------------------------------------------------------------------------------------------------|

2.3. Expansions of the Subject in Ilokano

The subject of an Ilokano sentence may be expanded in various ways. Note that the ordering of subject + expansion may be rearranged to expansion + subject. Below are the various constituents that may expand an Ilokano subject.

2.3.1. Preposition + Noun Phrases

Prepositions in Ilokano may be classified according to the meaning they add to the noun phrases that they introduce.

(a) Time Time prepositions may be divided into the following:

- |                |                                                                                          |
|----------------|------------------------------------------------------------------------------------------|
| <u>past</u>    | <u>idi</u> 'last' e.g. idi Lunes 'last Monday'<br>Idi maysa nga Lunes 'the other Monday' |
| <u>present</u> | kada/tunggal 'every' e.g. kada/tunggal Lunes<br>'every Monday'                           |
| <u>future</u>  | intono 'on' e.g. intono Lunes 'on Monday'                                                |

(b) Location/Direction

idiay 'on, in, at' - As location preposition idiay is used only with non-personal nouns, e.g.,

Dakkel ti palengke idiay ili.  
'The market in the town is big.'

adda, adda kadagiti, adda kenni, adda kadagiti 'with'  
These location prepositions are used only with personal nouns, e.g.,

Baro ti lapis nga adda idiay ubing.  
'The pencil with the child is new.'

The location preposition adda may be used with pronouns. Below is the chart of direction pronouns.

Direction Pronouns

	Singular	Plural
to me	kaniak	to us (dual) kaniata/kadata to us (excl.) kenkuami/kaniami/kadakami to us (incl.) kaniatayo/kadatayo
to you	kenka/kaniam	to you (pl.) kenkuayo/kaniayo
to him/her	kenkuana/kaniana	to them kenduada/kaniada

Specific Location:

idiay rabaw ti	'on top of
idiay rabaw ti lamisaan	'on top of the table'
idiay sirok ti	'under'
idiay ruwar ti	'outside'
idiay uneg ti	'inside'
idiay ruwar ti	'outside'
idiay igid ti	'on the side/edge of'
idiay aglawlaw ti	'around'
idiay suli ti	'at the corner of'
idiay ngato ti	'above'
idiay baba ti	'under'
idiay sango ti	'in front of'
idiay likod ti	'behind, at the back of'

- (c) Direction - This grouping is different from the location prepositions; while location does not imply movement, direction does, e.g.,

Location: idiy lamisaan 'on the table'

Direction: idiy ubing (to) the child as in "Masurunak idiy ubing".  
(at)  
(on)

'I'm angry at the child.' i.e. My anger is directed to the child. OR  
Bagay daytoy idiy ubing. 'This is good on the child.'

\*Note that the preposition idiy when used with non-personal nouns has a location meaning with personal nouns, it has a direction meaning.

kenni 'to' - this direction preposition is used with personal names. The plural variant is kada, e.g.,

Maayat ak kenni Anton. 'I'm pleased with Anton.'

BENEFACTIVE PRONOUN

Singular	for me for you for him/her	para kaniak para kenka/kaniam para kenkuana/kaniana
Plural	for us (dual) for us (excl.) for us (incl.) for you (pl.) for them	para kadata/kaniata para kaniami/kadakami para kaniatayo/kadatayo para kadakayo/kaniayo para kadakuada/kaniada

- (d) Possession - Possession prepositions are used only with animate nouns since only living things may be spoken of as possessing things, e.g.,

ti/dagiti 'of' . . . ti is used for non-personal names, e.g.,  
'Daytoy ti balay ti ubing. 'This is the house of the child/child's house.'

ni/da - These are used only with personal names:  
ni for singular and da for plural. e.g.,

Daytoy ti balay ni Ana.                'This is Ana's house.'  
Daytoy ti balay da Ana.                'This is the house of Ana and her  
                                                              companion.'

The possession preposition + noun may be filled by possessive pronouns shown in the chart below.

POSSESSIVE PRONOUNS

Adjective Set		Noun Set
my/mine	ko/'k	kuak/bagik/kukuak
your/yours	mo/'m	kuam/bagim/kukuam
his/her, hers	na	kuana/bagim/kukuana
we (dual)	ta	kuata/bagita/kukuata
we (incl.)	tayo	kuatayo/bagitayo/kukuatayo
we (excl.)	mi	kuami/bagimi/kukuami
your (pl.)	yo	kuayo/bagiyo/kukuayo
their	da	kuada/bagida/kukuada

The pronoun ko and mo have two forms: ko and 'k. ko and mo are used after consonant-final words: -k /-m after vowel final words. The form -k/-m is usually attached to the word it follows.

e.g.	sapatos <u>ko</u>	'my shoes'
	sapatos <u>mo</u>	'your shoes'
	libro <u>k</u>	'my book'
	libro <u>m</u>	'your book'

When the pronouns ko and mo follow a word ending in n, the final n disappears and -k or -m is attached to the preceding word. Thus:

kaanakan + ko	kaanakak	'my niece/nephew'
+ mo	kaanakam	'your niece/nephew'

2.3.2. Adjectival Phrases - Noun phrase may be expanded by adjectives (words or phrases). Ilokano adjectives expand noun phrases by adding any of the following meanings:

- (1) quality, e.g., nalagda 'durable' as in nalagda nga balay  
'durable house'
- (2) quantity, e.g., maysa 'one' as in maysa nga balay  
'one house'
- (3) color, e.g., puraw 'white' as in puraw nga balay  
'white house'
- (4) use, e.g., pagsimba 'for church' as in pagsimba nga lupot  
'church dress'

Note that the linker nga (or its variant a) is used between the noun phrase and its adjectival expansion.

2.3.3. Particles - Noun phrases used as subjects or nominal predicates may be expanded by particles. Below is the chart summarizing these particles.

PARTICLES			
Set I :	<u>-en/on/n</u>	'already'	
	Adda asawa ni Josie.		
	'Josie is already married.'		
	<u>pay</u>	'yet'	
	Ubing pay da Stella ken Virgie.		
	'Virgie and Stella are still young.'		
Notes: The particle <u>en/-n</u> 'already' and <u>pay</u> 'yet' are complementary to each other. <u>en/-n</u> is used in affirmative constructions, <u>pay</u> in negative constructions. <u>on/-n</u> is a clitic. That is to say, it is attached to another word. The form <u>-en</u> is used after consonant-ending words: <u>-n</u> after vowel-ending words.			
e.g.	imminom 'drank'	+    -en    =	imminomen 'drank already'
	innala 'took'	+    -n    =	innalan 'took already'

## PARTICLES

met 'also, too'  
Duktor met ni Josie.  
'Josie is also a doctor.'

laeng 'only, just'  
Idiay balay ak laeng.  
'I'll just stay home.'

kano 'expression to indicate indirect quotation'  
Duktor kano ni Josie.  
'(Someone said) Josie is a doctor.'

pay laeng 'meaning temporariness'  
Ditoy tayo pay laeng.  
'Let's stay here first.'

metten 'meaning a shift in viewpoint or role'  
Siak metten.  
'It's my turn.'

Note: Kano is used in variation with kuna + pronoun/noun + nga.

e.g. Kuna na nga mapan ni Nena idiay Manila.  
'He/She says that Nena will go to Manila.'

Mapan kano ni Nena idiay Manila.  
'Somebody says that Nena will go to Manila.'

It is possible to have a long construction with kuna + pronoun/noun + nga and kano.

e.g. Kuna na nga mapan kano ni Nena idiay Manila.  
'He/She says that somebody said Nena will go to Manila.'

This would indicate reported speech that goes back to a third speaker.  
(Speaker 1 reporting that speaker 2 reported regarding speaker 3's utterance).

Bareng 'expression of hope' has another form barbareng.

e.g. Bareng malakok.  
'I hope I can sell (it).'

Barbareng malakok.  
'I hope I can sell (it).'

Gayam 'expression of mild surprise at new information or unexpected event/situation

Adda gayam asawan ni Norma.  
'(I didn't know that) Norma was married.'

Koma 'expression of hope'

Manok koma ti sida tayo.  
'(I wish) chicken is our viand.'

### 3. The Predicates of an Ilokano Sentence

There are four major predicates of an Ilokano sentence: the nominal predicate, the adjectival predicate, the verbal predicate and the pseudoverbal predicate.

3.1. The Nominal Predicate- The nominal predicate is composed of a noun, words or phrases and their expansions.

3.1.1. Some examples of nouns or words used as nominal predicates are those relating to (1) occupations, e.g. duktor 'doctor' maestra 'teacher'; (2) names of people, places, things; (3) social roles, e.g. gayyem 'friend', kaklase 'classmate'; etc.

E.g.

<u>Amerikano</u> ni Mike.	'Mike is an American.'
<u>Gayyem</u> ko ni Mike.	'Mike is my friend.'
<u>Gloria</u> ti nagan na.	'Her name is Gloria.'

3.1.2. Some nominal predicates consist of noun phrases, i.e. noun or pronouns introduced by prepositions.

E.g.

(a.) Time Nominal Predicates.

Idi Lunes ti miting mi.  
'Our meeting was last Monday.'

Tunggal/Kada Dominggo ti panagbisitak idiy Baguio.  
'My visit in Baguio is every Sunday''

Intono Lunes ti panaw ko.  
'My departure is on Monday.'



(b.) Location Nominal Predicates

Adda idiy ubing ti lapis.  
'The pencil is with the child.'

Adda idiy lamisaan ti sabong.  
'The flower is on the table.'

Adda kennu Stella ti tulbeg.  
'The key is with Stella.'

(c.) Directional Nominal Predicates

Para ti ubing dayta.  
'That is for the child.'

Para kaniak dayta.  
'That's for me.'

Panggep kada Ana ken Fe ti istorya.  
'The story is about Ana and Fe.'

Naggapu idiy site ni George.  
'George came from the site.'

The personal markers kenni (singular) and kada (pural) are used in location and direction nominal predicates.

(d.) Possession Nominal Predicates

Para diay ubing dayta.	'That belongs to the child.'
Anak ko ni Anton.	'Anton is my son.'
Kukua na dayta.	'That's his/hers.'
Para kenni Josie ti payong.	'The umbrella is Josie's.'
Ditoy ti balay da.	'Their house is here.'
Adda ditoy ti baboy.	'The pig is (located) here.'

Below is the chart of Location/Direction Pronouns

here	'near speaker	ditoy	adda ditoy
there	'near person spoken to'	dita	adda dita
there	'far from speaker and person spoken to'	idiay	adda idiy

3.1.3. Other nominal predicates consist of noun phrases composed of nominalizers (i.e. forms that are capable of changing non-nouns into nouns) + nouns. Ilokano has 2 sets of nominalizers:  
1) the subject marker ti and its variants, and 2) existential/possessive: adda, awan, adu.

3.1.3.1. Adda (there is, was, will be, to have). This nominalizer adda expresses either the existence or possession of a specific object(s). As a nominal predicate, when the adda phrase expresses the existence of an object, it does not require a subject to co-occur with it in the sentence, e.g.,

Adda bagyo. 'There is a storm.'  
Adda klase idi kalman. 'There was school yesterday.'

When the adda phrase expresses the possession of an object, it requires a subject that expresses the ownership of the object, e.g.,

Adda klase ni Ana. 'Ana has school.'  
Adda nuang ti mannalon. 'The farmer owns a carabao.'

3.1.3.2. Adu (there are, were, will be, to have). Adu is the plural counterpart of adda. In usage, adu is like adda, e.g., to have many

Adu tattao idiy Luneta.  
'There are many people in Luneta.'

Adu kadi ti bagas ni Pedro?  
'Does Pedro have a lot of rice?'

Wen, adu.  
'Yes, (he) has plenty.'

3.1.3.3. Awan (there is/are no, was/were no, will be none, not to have). Awan is antonymous to adda ken adu. In usage, awan is like adda, e.g., adda and adu.

Awan ti doktor idiy bantay.  
'There is/are no doctor(s) in the mountains.'

Awan kadi kuartam?  
'Don't you have money?'

Awan/Wen, awan.  
'I have none./Yes, I have none.'

3.1.4. Nominal Predicates introduced by nominalizers may be composed of nominalizers + Adjective/Verb/Pseudoverb/may phrase, e.g.,

Adda nanginngina pay ngem dayta.	'There's (something) more expensive than that.'
Adda nagayab kenka.	'Someone called you.'
Awan ti mayat ti durian.	'No one likes durian.'
Adda ti awan ti ID na ditoy.	'There are those without ID here.'

3.1.5. Expansions of the Nominal Predicate - the nominal predicate being a noun phrase, may be expanded by the same constituents that expand the subject of an Ilokano sentence.

(1) When Nominal Predicate is filled by noun words such as occupation words, etc., it may be expanded by the ff:

(a) preposition +Noun Phrase' e.g.,

Duktor ti puso ni Mike.  
'Mike is a heart doctor.'

(b) adjectival phrases, e.g.'

Maysa nga duktor ni Mike.  
'Mike is a/one doctor.'

(c) particles, e.g.,

Duktoren ni Mike.  
'Mike is already a doctor.'

(2) When the Nominal Predicate is filled by noun phrases, it may be expanded by the following:

(a) Preposition + Noun phrases, e.g.,

Idi Lunes ti alas tres ti miting.  
'The meeting was last Monday at 3:00 o'clock.'

Awan ti panunot na ni Jose.  
'Jose is out of his mind.'

(b) Adverbs, e.g.,

Kanayon nga adda kenni Stella ti tulbek.  
'The key is always with Stella.'

(c) Adjectival phrases, e.g.,

Anak ko nga inaudi ni Anton.  
'Anton is my youngest son.'

(d) particles, e.g.,

Adda bagyo gayam.  
'Oh, there's a storm.'

### 3.1.6. PLURALITY OF NOUNS

Plurality in Ilokano can be signalled through the noun by the duplication (doubling) of its first syllable.

e.g. lib.ro            lib.lib.ro  
'book'            'books'

(In the above example, the dot (.) indicates syllable division). Most often the reduplicated syllable is closed. That is to say, it ends in a consonant (see example above). When the first syllable of the noun ends in a vowel and the second syllable starts with a consonant, the initial consonant of the second syllable is "borrowed" to close the reduplicated syllable.

e.g. pa.pel            pap.pa.pel  
'paper'            'pieces of paper'

sa.bong            sab.sa.bong  
'flower'            'flowers'

If the second syllable begins with a vowel, the first syllable is merely repeated.

e.g. ma.es.tra        ma.ma.es.tra  
'teacher'            'teachers (f)'

ru.a.ngan        ru.ru.a.ngan  
'door'            'doors'

Most nouns lend themselves to the pluralizing device of reduplication. However, there are a few exceptions like estudiante and nars which do not reduplicate. There is also a small set of nouns which does not follow the general pattern of reduplication described above.

e.g.	ba.la.sang 'lady'	bab.ba.la.sang 'ladies'	<u>not</u> bal.ba.la.sang
	ta.o 'person'	tat.ta.o 'persons'	not ta.ta.o

Exceptions of both types are not too plentiful and should be learned as special items.

In a construction consisting of a noun and deictic (noun - deictic), it is possible to express plurality in two ways: plurality of both noun and deictic; plurality of the deictic alone.

e.g.	sabsabong dagitoy 'flowers these'	'these are flowers'
	sabong dagitoy 'flower these'	'there are flowere'

But it is incorrect to express plurality thus:

\*sabsabong daytoy

(The asterisk before the example indicating that the construction is not acceptable). It should, therefore, be noted that between the noun and the deictic, the more important element for signalling plurality is the deictic. It can express plurality without requiring the plural form of the noun, but the noun cannot be pluralized without the obligatory pluralization of the deictic.

- 3.2. The Adjectival Predicate is composed of an adjective in varying forms and its expansions.

3.2.1. The Forms of the Ilokano Adjective

- (1) Ilokano has two kinds of adjectives: affixed adjectives-  
connecting of the affix na - base; and the base adjectives.

e.g. (1) affixed adjective

	na	+	pintas	napintas
Adjectival affix			'beauty'	'beautiful'

(2) base adjective

pandek	'short'
dakkel	'big'

(2) Comparative Form

Equal : Agkapintas ni Imelda ken Julie.  
Kapipin'as ni Imelda ni Julie.  
'Julie is as pretty as Imelda.'

Unequal : Mas napintas ti UST ngem ti Harvard.  
Napinpintas ti UST ngem ti Harvard.  
'UST is better than Harvard.'

Saan unay nangina idia y SM ngem idia y Rustan's.  
SM is not as expensive as Rustan's.'

(3) Superlative Form

Kapintasan ni Helen.  
'Helen is the prettiest.'

(4) Intensive Form

Nasam-it unay ti lansones idia y Laguna.  
'Lansones in Laguna is very sweet.'

(5) Exclamatory Form

Nagpintas ka itatta!  
'How pretty you are today!'

(6) Moderative Form

Naapgad bassit it danum idiay Laguna.  
'Water in Laguna is rather salty.'

(7) Plural Form

The Ilokano adjective has a singular and a plural form.

	<u>Singular</u>	<u>Plural</u>
e.g.	napintas 'beautiful'	na.pi.pin.tas
	nadalus 'clean'	na.da.da.lus
	dakkel 'big'	da.dak.kel
	bassit 'small'	ba.bas.sit

(The dot [.] in the example indicates syllable division). There is a small number of adjectives that have the same form for the singular and plural.

e.g. kulot            'curly'  
      asul            'blue'

These items are learned as exceptions.

The singular form of the adjective can have either a singular or plural meaning. The plural form can have only a plural meaning.

e.g. Naanos ti maestra.        'The teacher is kind.'  
      Naanos dagiti maestra.    'The teachers are kind.'  
      Na.a.a.nos dagiti maestra. 'The teachers are kind.'

It may be initially difficult to distinguish between the comparative form and the plural form of the adjective. The difficulty may arise from the fact that both forms are signalled by partial reduplication. Partial reduplication means the repetition of the CV or VC syllables of the base.

e.g. partial reduplication:

dakkel	dadakkel
'big'	'big' (plural form)

complete reduplication:

uppat	uppat-uppat
'four'	'four by four', 'by fours'

The reduplication systems for the plural form and the comparative form of the adjective, however, are quite different from each other. The following examples illustrate the differences. (Recall that Ilocano has two types of adjectives: base adjectives and na-affix adjectives).

<u>Adjective</u>	<u>Plural</u>	<u>Comparative</u>
na.pin.tas 'beautiful'	na.pi.pin.tas	na.pin.pin.tas
na.da.lus 'clean'	na.da.da.lus	na.da.la.lus
na.ru.git 'dirty'	na.ru.ru.git	na.rug.rug.git
a.si.deg 'near'	a.a.si.deg	as.a.si.deg
a.ki.kid 'narrow'	a.aki.kid	ak.a.ki.kid
dak.kel 'big'	da.dak.kel	dak.dak.kel

In the above example (.) indicates syllable division and (c) indicates length. The important characteristic of the comparative form is the closed structure of the reduplicated syllable. That is to say, the reduplication ends either with a consonant or with length. When the reduplicated syllable of the base ends in a vowel, the initial consonant of the succeeding syllable is a



"borrowed" to close reduplication (see example). If the succeeding syllable starts with a vowel, the reduplication is "closed" by length.

The plural form generally has an open reduplicated syllable. That is to say, it ends in a vowel. Reduplication consists in the repetition of only the first vowel or the first consonant of the reduplicated syllable of the base regardless of whether or not a consonant follows the vowel.

Another point of difference between the comparative form and plural form is in the stress patterns. The plural form has only one strong stress located in the word base, while the comparative forms has two: on the word base and another in the reduplication.

There are some exceptions to the reduplication rules for the plural form and comparative form. These exceptions shall be learned as individual items:

E.g.

<u>Adjectives</u>	<u>Plural</u>	<u>Comparative</u>
ababa 'short'	abab.ba.ba	a.bab.ba.ba
puraw 'white'		pur.pu.raw

### 3.2.2. The Expansions of the adjectival predicates

Adjectival predicates may be expanded by adverbial phrases, and particle, e.g.,

(a) time adverbs

Mayat itay ti tiempo.  
'The weather was fine a few minutes ago.'

(b) intensifying adverbs

Pudno nga kapinpintas ni Imelda ni Julie.  
'Julie is really as pretty as Imelda.'

(c) particles

Nagpintas met ti mabuybuya idiay Leyte.  
'The scenery in Leyte is also very beautiful.'



- (5) The instrumental case expresses the relation between the verb and the noun which is the force or tool casually involved in the action expressed by the verb.

punas 'wipe'   babai 'woman'   lamisaan 'table'   rigis 'rag'  
                   agentive                    locative                    instrumental

- 3.3.2. Case Markers - Case relations are indicated in two places in the sentence: (1) with the nouns (see Chart 1) and (2) with the verbs (see Chart 2).

CHART 1

Cases	Case Markers for Nouns		Pronuns	
	Common Noun Marker	Proper Noun Markers	Personal	Demonstrative
1. Agentive	ti	ni/di	ti - Pro	ti - Dem.
2. Objective	ti	kenni/kada	idiay - Pro	ti - Dem.
3. Directional	idiay	kenni/kada	idiay - Pro	idiay - Dem.
4. Locative	idiay	#	#	idiay - Dem.
5. Benefactive	para keruni	para kenni/kada	para kenni - Pro	para kenni - Dem
6. Instrumental	babaen	#	#	#

- 3.3.2.1. Ni and da are proper noun makers. Ni is the singular form, and da is the plural.

e.g. ni Paz

da Paz ken Shirley

Ti and dagiti are nominal markers like ni and da.

Ti and dagiti mark common nouns:

e.g. ti estudiante                    'the students'  
       dagiti estudiante                'the students'

ni Pedro                                'Peter'  
   da Pedro ken Juana                'Peter and Jane'

Ti is singular and dagiti is plural. However, this distinction in number is more according to form than according to function. In actual usage dagiti is often contracted to ti so long as ambiguity does not result from this contraction. When there is a possibility of ambiguity in meaning, the full form is used.

e.g. Question: Sino dagiti estudiante?  
'Who are the students?'

Response: Da Juan ken Maria ti estudiante.  
'Juan and Maria are the students.'

Pis Kor dagiti estudiante.  
'The students are Peace Corps Volunteers.'

The marker ti nominalizes an adjective or a verb.

e.g. a) adjective      ababa      ti ababa  
                                         'short'      'a/the short one'

Kayat ko it ababa.  
'I want the short one.'

3.3.2.2. Diay (from daydiay) is another marker that nominalizes an adjective or a verb.

e.g. Gatangen ni Jane diay puraw.  
'Jane will buy the white one.'

Kayat mi diay agtartaray.  
'We like the running one.'

CHART 2

Subject	Case Marking Affixes in the Verb
1. Agentive	ag, -um, ma, mang
2. Objective w/o agents	-en, i-, -an
3. Directional	i
4. Locative	pag- + -an, -an
5. Benefactive	i, -an
6. Instrumental	pag

When a case marked noun becomes a subject, the noun drops its case marker and takes on the subject marker ti/ni. Since the subject noun is not marked for case anymore, its case is then indicated in the verb.

3.3.2.3. Idiay is a marker for location or direction. It is equivalent to: in, to, at, by in English

e.g. Adda idiay kuarto ti ubing.  
'The child is in the room.'

Napan da idiay baybay.  
'They went to the beach.'

Idiay kannigid ti Post Office ti Munisipyo.  
'At the right of the Post Office is the Municipal Hall.'

3.3.2.4. Kenni/Kada are directional markers. Kenni is singular while kada is plural.

e.g. Ited mo ti lapis kenni Roritz.  
'Give the pencil to Roritz.'

Naggapu ak kada Ann.  
'I came from Ann (and others).'

3.3.2.5. Para kenni/Para kada are benefactive markers that may be equated with the English for.

e.g. Para kenni Lina daytoy sabong.  
'This flower is for Lina.'

Nagpadaitak ti bado para kada Lyne ken Carol.  
'I had a dress sewn for Lyne and Carol.'

ASPECT	AGENTIVE	OBJECTIVE	LOCATIVE/ DIRECTIONAL	BENEFACTIVE
	Ag/Um/ Ma/Mang	I/An/En	Pag-an	I-an
COMPLETED	1. Ag (agtaray) N + ag + RV - nagtaray 2. Um (sumanget) Infixation of im - simmanget 3. Ma (maturog) Na + RV - naturog 4. Mang (mangluto) nang + RV - nangluto	1. I (itaray) In + RV - intaray 2. En (lutoen) Infixation of in - linuto 3. An (labaan) Infixation of in - linabaan	Pag-an (paglabaan) Infixation of in to pag - pinaglabaan	I-an (igatangan) in + RV + an - ingatangan
NOT COMPLETED	1. Ag-Ag + r (CVC) + RV - agtartaray 2. Um - Um + r (CVC) + RV - sumangsangpet 3. Ma - ma + r (CVC) + RV - Matmaturog 4. Mang - mang + r + RV - manglutluto	1. I - i + r (CVC) + RV - itartaray 2. En r (CVC) + RV + en - lutlutuen 3. An r (CVC) + RV + an - lablabaan	Pag + r (CVC) + RV + an - paglablabaan	I + r (CVC) + RV - igatgatangan
NOT BEGUN	1. agtaray 2. sumangpet 3. maturog 4. mangluto	1. itaray 2. lutuen 3. labaan	paglabaan	igatangan
RECENTLY COMPLETED	Ka + r (CVC) + RV 1. katartaray 2. kasangsangpet 3. katurturog			

3.3.3. Aspects - Ilokano verbs are inflected not for tense (i.e. time when the action takes place) but for ASPECT (i.e., kind of action). According to aspect, Ilokano verbs may have the following forms:

- (1) the completed
- (2) the recently completed
- (3) the not completed
- (4) the not begun

3.3.4. The Infinitive verb - The Ilokano infinitive verb is composed of the verbal affix + the verb root. It is used as a predicate in 2 important sentence constructions:

- (1) predicate in an imperative sentence.
- (2) predicated in a minor sentence conjoined to a major one containing a pseudoverbal predicate.

3.3.4.1. The Imperative sentence - The Ilokano imperative sentence has the following characteristics:

- (1) its predicate is always verbal predicate
- (2) being in the infinitive verb form, the imperative predicate is not inflected for aspect but may be affixed for case, e.g.,

ag + digos as in <u>agdigos</u> ka	'take a bath'
surat + an as in <u>suratanak</u>	'write me'
i + gatang + an as in <u>igatanganak</u> ti bag	'buy me a bag'

- (3) the agentive noun phrase, whether it be a subject or not in imperative sentence, is always filled by the second person personal pronoun, i.e. ka, mo, e.g.,

Agluto kan.	'Start cooking.'
Daitem daytoyen.	'Sew this.'

3.3.5. Expansions of the Verbal Predicate - Verbal predicates may be expanded by adverbial phrases and particles:

- (a) Manner adverbs - Some manner adverbs modify only the infinitive verbal predicates, e.g.,

Nalaka nga papanan ti site ni Karen.  
'Karen's site is easy to reach.'

Nalaing nga agluto ni Anne.  
'Anne is a good cook.'

Narigat nga ngalngalen ti karne ti nuang.  
'Carabao meat is hard to chew.'

Narigat nga igatangan ni Issa ti baddo.  
'Issa is difficult to buy a dress for.'  
'It is difficult to buy Issa a dress.'

- (b) Time Adverbs - Verbal predicates are also expanded by adverbs that specify the time and speed of action expressed by verbs, e.g.,

Idi rabii nga pimmanaw ni Paul.  
'Paul left last night.'

Rinabii kami nga agpasyar.  
'We drive around every night.'

Intono bigat nga sumangpet ni Paul.  
'Paul will come home tomorrow.'

Kanayon nga matmaturrog ni Nathan.  
'Nathan is always sleeping.'

- (c) Particles

Agad-adal pay ni John.  
'John is still studying.'

Nanganen ni John.  
'John has eaten.'

Agtagtagalog gayam ni Ed.  
'Oh, Ed speaks Tagalog.'



- 3.4. Pseudoverbal Predicate is composed of a pseudoverb - a form which exhibits some characteristics of both the adjective and the verb.

Ilokano has 3 small sets of pseudoverbs:

Set 1	kayat madi	'like, want' 'dislike, hate'
Set 2	masapul mabalin saan mabalin	'need, ought, to, must, should' 'can, may, could, might' 'may not, should not'
Set 3	saan	'do not'

- 3.4.1. As an adjective, the pseudoverb has the following characteristics:

- (1) intensive form Kaykayat na ti ice cream.  
'He likes ice cream very much.'
- (2) comparative form Mas kayat na ti ice cream ngem ti halu-halo  
'He prefers ice cream to halu-halo.'
- (3) superlative form Kaykayat na unay ti ice cream nga adda marshmallows na.  
'He likes ice cream with marshmallows best.'

- 3.4.2. As a verb, the pseudoverb has the following characteristics:

- (1) Case relations with the noun phrases that co-occur with it in the sentence.

e.g. Kayat ti ubing ti ay-ayam na. 'The child likes the toy.'  
          agentive                                         objective

Pseudoverbs, however have a maximum of only 2 case relations: the Agentive and the Objective Noun Phrases. If an idiay marked noun phrase co-occurs with the pseudoverb in the sentence, this noun phrase does not have a locative/directional case relation with the pseudoverb, it is merely an expansion of the NP that precedes it, e.g.,

e.g. Kayat ti ubing ti ay-ayam idiy SM.  
 agentive objective

'The child likes the toy in SM.'

Kayat ti ubing + idiay kaaruba ti ay-ayam idiy SM.  
 agentive objective

'The child from the neighbor's likes the toy in SM.'

(2) Aspect (completed, not completed, not begun)

Only Set 1 pseudoverbs (kayat, madi) may be inflected for aspect.

e.g. Kaykayat 'likes  
 Kinayat 'liked'  
 Kayaten 'will/shall like'

3.4.4. When the agentive and objective noun phrase co-occurring with Set 1 Pseudoverbal predicates in the sentence are both + person (e.g., ti ubing) and non-subject, the ordering of the noun phrases is obligatory agentive: objective.

e.g.

Pseudoverb	1	2
Masapul	ni Pedro	ti kadua

agentive

objective

However, when the + person objective NP is also the subject in the sentence, the agentive : objective ordering is no longer obligatory.

Pseudoverb	1	2
Masapul	ni Pedro	ni Emy.

agentive

obj=subj

Masapul	ni Emy	ni Pedro.
---------	--------	-----------

obj=subj

agentive

'Pedro needs Emy.'

When the objective = subject NP is filled by a (- person) noun (e.g., ti tuyo) the agentive : objective ordering is again obligatory

Pseudoverb	1	2
Madi	ni Pedro	ti tuyo.

but not

Pseudoverb	1	2
Madi	ti tuyo	ni Pedro.

where the agentive relation between madi and ni Pedro is lost; the noun phrase ni Pedro becomes an expansion of the subject noun phrase ti tuyo. Without an agentive NP, the sentence, thus, becomes ungrammatical.

- 3.4.5. Set 2 Pseudoverbal predicates (mabalin/san mabalin) always require an Agentive=subject NP to co-occur with them in the sentence.

e.g. Mabalin ti ubing idiy sine.  
agentive=subject

'Children may (enter) the movie house.'

Saan mabalin ti ubing idiy sine.  
agentive=subject

'Children may not (enter) the moviehouse.'

- 3.4.6. Expansions of the Pseudoverbal Predicates

Pseudoverbal predicates may be expanded by any of the constituents that expand adjectival and verbal predicates: preposition + noun phrases, adverbial phrases, and particles, e.g.,

- (a) Preposition + noun phrases

Kayat idi ni Paul ti pepsi.  
'Paul used to like pepsi.'

Mabalin ti ubing ti bangbanglok.  
'My perfume may be used on children.'

- (b) Adverbial phrases

Madiik idi ti ice cream.  
'I didn't like ice cream before.'

Masapul unay ni Anne ti aginana.  
'Anne really needs rest.'

- (c) Particles

Kayat kano ni John ti kape.  
'John says he wants coffee.'

Saan mabalin gayam ti magna idiay tengnga ti kalsada.  
'Oh, walking in the middle of the road is prohibited.'

#### 4. The basic transformations of an Ilokano Sentence

An Ilokano sentence may be transformed in the following:

- (1) questions
- (2) negations
- (3) ket - statement
- (4) emphatic sentence

4.1. Questions - There are two basic types of questions: the wen/saan question (i.e., a question that can be answered by wen 'Yes' or saan 'No') and the information questions (i.e., those questions that begin with question words such as sino 'who', kaano 'when', ayan/ayanna/sadino 'where', etc.)

4.1.1. The wen/saan question - An Ilokano statement may be transformed into an wen/saan question in two ways:

- (a) by using a rising intonation at the end of the statement

Napudot it itatta. / Napudot itatta?

- (b) by adding the tag question sana kadi after a statement

Nalaka ti Ilokano. / Nalaka ti Ilokano, sana kadi?  
'Ilokano is easy.' 'Ilokano is easy, isn't it?'

- (c) by inserting the particle kadi after the predicate of the sentence

Adda bagyo idiyag Cagayan.  
Adda kadi bagyo idiyag Cagayan?

Adda bagyo kadi idiyag Cagayan?  
Adda bagyo idiyag Cagayan kadi?

'There's a storm in Cagayan.'  
'Is there a storm in Cagayan?'

- 4.1.2. The Information question - An Ilokano statement may be transformed into an information question by using the question word that will elicit the desired information in the response.

Question Words		Information to be elicited
1. sino	'who'	(+ person) noun phrase
2. ania	'what'	(-person) noun phrase
3. ayana/ayanna	'where'	(+ direction) noun phrase
sadino	'where'	(+location+movement) nphrase
4. mano	'how many'	+ number + ordinal NP
5. kaano	'when'	+ adverb + time noun phrase
6. mano	'how much'	+ cost
7. kasano	'how'	+ measurement
8. ania+ka+dem pron	'which'	+ choice noun phrase
9. makin + noun	'whose'	+ possession noun phrase
10. maika-mano	'what' (in order)	+ number + cardinal NP
11. kasano	'how'	+ manner Adverb/verb
12. naan-ano	'what happened'	+ event Verb/Sentence
13. apay	'why'	+ reason + purpose
14. taga-ano	'from where'	+ location
15. kapin-ano	'how related'	+ relation

E.g.

**Questions**

**Responses**

- |                                                                                             |                                                          |
|---------------------------------------------------------------------------------------------|----------------------------------------------------------|
| 1. Sino ti kaduam?<br>'Who is your companion?'                                              | ni Stella<br>'Stella'                                    |
| 2. Ania ti nagan mo?<br>'What's your name?'                                                 | Waite.<br>'Waite.'                                       |
| 3. Papanam?/Sadino ti papanam?<br>'Where are you going?'                                    | Idiay Embassy.<br>'To the Embassy.'                      |
| 4. Mano ti anak mo?<br>'How many children do you have?'                                     | Tallo.<br>'Three.'                                       |
| 5. Kaano ka pumanaw?<br>'When are you leaving?'                                             | Intono Dominggo.<br>'On Sunday.'                         |
| 6. Mano ti kamatis?<br>'How much are the tomatoes?'                                         | Dos singkwenta ti maysa nga kilo.<br>'Two fifty a kilo.' |
| 7. Kasano ka katayag?<br>'How tall are you?'                                                | Lima nga piye.<br>'Five feet.'                           |
| 8. Ania ka daytoy ti kayat mo?<br>Nalabaga werno puraw?<br>Which do you like, red or white? | Puraw.<br><br>'Red.'                                     |
| 9. Makin-ano ti kahon?<br>'Whose box is this?'                                              | Kenni Virgie.<br>'Virgie's.'                             |
| 10. Maika-mano nga beer mo daytan?<br>'How many beers have you had?'                        | Maika-dua.<br>'This is my second.'                       |
| 11. Kasano ka nga sumangpet?<br>'How will you go home?'                                     | Agtaksi ak.<br>'I'll take a cab.'                        |
| 12. Naan-ano ti imam?<br>'What happened to you hands?'                                      | Nasinit.<br>'It got burned.'                             |
| 13. Apay nga adda tapal ti matam?<br>'Why is your eye covered?'                             | Adda " sore eyes" ko.<br>'I got sore eyes.'              |
| 14. Taga-ano ka?<br>'From where are you?'                                                   | Idiay Texas.<br>'From Texas.'                            |

15. Kapin-anom ni Paz? Kasinsin ko.  
 'How are you related to Paz?' 'My cousin.'

4.2. Negations - An Ilokano sentence may be transformed into a negative construction by adding the word saan 'not' in front of the predicate of a sentence except when the predicate is an adda noun phrase; in which case, awan 'there' isn't/aren't, weren't is used.

Agpanpanunot ti ubing. Saan nga agpanpanunot ti ubing.  
 'The child is thinking.' 'The child is not thinking.'

Adda papanan ni Ana. Awan ti papanan ni Ana.  
 'Ana has an appointment.' 'Ana doesn't have an appointment.'

Adda sakit ko. Awan ti sakit ko.  
 'I'm sick.' 'I'm not sick.'

Kayat na ti coke. Saan na kayat ti coke.  
 'He likes coke.' 'He doesn't like coke.'

Saan na kayat/madi ni Pedro ti pepsi. Saan nga madi ni Pedro ti Pepsi.  
 'Pedro dislikes pepsi.' 'Pedro does not dislike pepsi.'

4.3. The Ket - transform  
 Any Ilokano sentence may be transformed into a ket construction for stylistic variation by moving some constituents of the sentence to sentence - initial position (i.e. in front of the sentence). This movement is indicated by inserting ket behind the constituents that have been moved. The constituents that may be moved to sentence-initial position are the following:

4.3.1. The subject of the sentence

Napintas ni Mila. Ni Mila ket napintas.  
 subject  
 'Mila is beautiful.'

4.3.2. The expansion of the predicate except the monosyllabic particles, e.g., met, en/n, pay, etc.

Adda silaw idiay balay. Idiay balay ket adda silaw.  
 pred. expn  
 'There's a light in the house.'

- 4.3.3. Any non-subject noun phrase which has a case relation with the verb.

Naglaba <u>ni Ana</u> ti ules.	Ni Ana ket naglaba idia y
subject	karayan ti ules.
<u>idia y karayan.</u>	'Ana washed the blanket in the
location NP	river.'

- 4.3.4. If a sentence contains any two of the constituents that may be moved for ket transformation to occur, the sentence can undergo the ket transformation two times.

Nakuttong <u>idi ni Ana.</u>	Idi <u>ket</u> ni Ana <u>ket</u> nakuttong.
Pred. Expn. Subj.	

- 4.4. The emphatic sentence - Any Ilokano sentence may be transformed into an emphatic construction (equivalent to the English sentence stress for emphasis) by moving the constituent to be emphasized to sentence-initial position.

- 4.4.1. If the emphasized constituent is the subject of the sentence, the predicate is ti-marked, e.g.,

Duktor ni Ana.	Ni Ana ti duktor.
'Ana is a doctor.'	'Ana is the doctor (not Rose).'

Baro ti kotse na.	Ti kotse na ti baro.
'His car is new.'	'His car is new (not his house).'

Ginatang ko ti payong.	Ti payong ti ginatang ko.
'I bought an umbrella.'	'I bought an umbrella (not a book).'

- 4.4.2. If the emphasized constituent is not the subject of the sentence, the predicate need not be marked by ti, e.g.,

Ginatang ti babai ti payong idia y SM.  
'The woman bought the umbrella in SM.'

Idia y SM ginatang ti babai ti payong.  
'The woman bought the umbrella in SM (not in Rustan's).'

Adda bagyo idia y Manila.  
'There's storm in Manila.'

Idia y Manila ket adda bagyo.  
'There's a storm in Manila (not in Cebu).'



## PART 2. Combine Sentence Structures

### 1. Combining sentence by conjunctions

There are two groups of conjunctions in Ilokano that may be used in combining two or more basic sentences: the coordinating and the subordinating conjunctions.

1.1. The Coordinating Conjunctions - Ilokano has a number of conjunctions that express varying relations of coordination such as: addition, contrast, choice, and negation.

- a. Nagaget ni Nancy.            'Nancy is hardworking.'
- b. Nalaing ni Nancy.           'Nancy is intelligent.'

The identical elements of sentences (a) and (b) are ni Nancy while the non-identical elements are the adjectival predicates nagaget and nalaing. In this case, one of the ni Nancy elements must be deleted and the two non-identical elements are connected by the appropriate, i.e. logical connected ken "and" as in:

Nagagaet ken nalaing ni Nancy.  
'Nancy is hardworking and intelligent.'

Clearly the relationship between the original sentence (a) and (b) is one of addition, thus ken, since the qualities of hardworking and intelligent are complementary and are both positive.

If the sentences were:

- c. Napintas ni Ana.            'Ana is pretty.'
- d. Tabbed ni Ana.              'Ana is dumb.'

It will be wrong and illogical to use the coordinating conjunction of addition ken here. The resultant sentence

Napintas ken tabbed ni Ana.    'Ana is pretty and dumb.'

is illogical. The qualities of being pretty and dumb is in contrast with each other; being pretty is a positive quality while being dumb is a negative quality. The logical connector for these sentences (c) and (d) is ngem 'but' as in

Napintal ngem tabbed ni Ana.    'Ana is pretty but dumb.'

Below are the Ilokano coordinating conjunctions with the relationships that they express.

- (1) Ken 'and' for addition

Napudot idiy lugar mi.        'It is hot in my place.'  
Natapok idiy lugar mi.        'It is dusty in my place.'

Combined sentence:

Napudot ken natapok idiy lugar mi.  
'It is hot and dusty in my place.'

- (2) Santo 'and then' for addition showing sequence of events

Napan isu idiy Post Office.        'He went to the Post Office.'  
Napan isu idiy palengke.        'He went to the market.'

Combined sentence:

Napan isu idiy Post Office santo idiy palengke.  
'He went to the Post Office and then to the market.'

- (3) Tapno 'and so' for addition showing result of first event

Agadal ka.                                'Study.'  
Saan ka marigatan ti biag mo.        'You won't have difficulty in life.'

Combined sentence:

Agadal ka tapno saan ka marigatan ti biag mo.  
'Study and so you won't have difficulty in life.'

- (4) Saan laeng ....ngem ....pay 'not only...but....but also'

Napintas isuna.                            'She's pretty.'  
Nalaing isuna.                            'She's intelligent.'

Combined sentence:

Saan laeng nga napintas isuna ngem nalaing pay.  
'She's not only pretty by also intelligent.'

- (5) Ngem 'but' for contrast

Nangina ti lansones. 'Lansones is expensive.'  
Naimas ti lansones. 'Lansones is delicious.'

Combined sentence:

Nangina ngem naimas ti lansones.  
'Lansones is expensive but delicious.'

- (6) Wenno 'or' for choice

Kayat mo ti kape? 'Do you want coffee?'  
Kayat mo ti tsa? 'Do you want tea?'

Combined sentence:

Kayat mo ti kape wenno tsa?  
'Do you want coffee or tea?'

- (7) Uray....uray 'neither....nor' for negation

Sanak am-ammo. 'He does not know me.'  
Saanka am-ammo. 'He does not know you.'

Combined sentence:

Uray siak, uray sika saan na am-ammo.  
'He knows neither you nor me.'

- 1.2. The Subordinating Conjunctions - Ilokano has several conjunctions expressing relations of subordination between or among sentences of unequal importance. The important sentence is usually the lead sentence followed by the subordinate sentence introduced by a subordinating conjunction, that expresses its relationship to the important sentence. Below are the Ilokano subordinating conjunctions with relationships that they express.

- (1) Ngamin 'because' for reason  
Gaputa 'because of'

Nalandingit ni Pedro. 'Pedro is sad.'  
Natay ti kalding na. 'His goat died.'

Combined sentence:

Naladingit ni Pedro ngamin natay ti kalding na.  
'Pedro is sad because his goat died.'

(2) Tapno 'so, so that' for purpose

Agad-adal isu ti Ilokano.	'He's studying Ilokano.'
Nadaras nga matulungan na dagiti tattao idiaiy barangay na.	'He can quickly help the people in his barangay.'

Combined sentence:

Agad-adal isu ti Ilokano tapno nadaras nga matulungan na dagiti  
tattao idiaiy barangay na.  
(He is studying Ilokano so that he can quickly help the people in his  
barangay.)

(3) Sakbay	'before'
Kapalsana	'after'
Bayat/kabayatan na	'while, during' e.g. Time
Manipud idi	'since'
Idi	'when'
Aginggana	'until'

Namigat pay isuna.	'He had taken his breakfast.'
Pimmanaw isuna.	'He left.'

Combined sentence:

Namigat isuna sakbay nga pimmanaw.  
'He had taken his breakfast before he left.'

Pimmanaw isuna kalpasanna nga namigat.  
'He left after eating breakfast.'

Nagbagyo.	'It stormed.'
Nagrigat dagiti tattao.	'The people suffered.'

Combined sentence:

Nagrigat dagiti tatto manipud idi nagbagyo.  
'The people have suffered since it stormed.'

Agtrabaho ak. 'I'll work.'  
Malpas ti proyektok. 'My project is finished.'

Agtrabaho ak aginggana malpas ti proyektok.  
'I'll work until my project is finished.'

- (4) No 'if' for condition

Saan pay isuna nga maturog. 'He won't sleep yet.'  
Agbuya ak pay laeng ti TV. 'I will watch TV first.'

Combined sentence:

No saan pay isuna nga maturog, agbuya ak pay laeng ti TV.  
'If he doesn't sleep yet, I'll watch TV first.'

- (5) Uray no 'even though' for concession

Nangina ti sapatos idiaiy "Our Tribe".  
'Shoes in "Our Tribe" are expensive.'

Gimmatang ak ti maysa nga paris.  
'I bought a pair.'

Combined sentence:

Uray no nangina ti sapatos idiaiy "Our Tribe" gimmatang ak ti maysa  
nga paris.  
'Even though shoes in "Our Tribe" are expensive, I bought a pair.'

- (6) No ayanna 'where'  
'in which' for place  
No dinnidtoy 'at which'

Mapan ak idiaiy Baguio.  
Makagatang ak ti strawberry.

Mapan ak idiaiy Baguio no ayanna/dinnidtoy ak makagatang ti  
strawberry.  
(I'll go

- (7) Isuna nga 'that's why'  
Isunga 'so' for result

Adda ara-aramiden na.  
Saan isu nakapan idiaiy party.

Combined sentence:

Adda ar-aramiden na isunga saan isu nakapan idiy party.  
'He was doing something so he couldn't go to your party.'

## 2. Combining sentences by embedding

Embedding is a term used to refer to the process of inserting a sentence in another sentence. In English, embedding is the process that results in relative clauses. For example, the sentence below:

Combined sentence: I met the man whom you talked about.

consists of two sentence: (a) I met the man.  
(b) You talked about the man.

To embed sentence (b) in sentence (a), they should share an identical element - in this case, "the man". If sentence (b) is to be embedded in sentence (a), the element "the man" should be deleted and replaced by a relative pronoun, in this case "whom" and is moved next to the element "the man" in sentence (a), thus arriving at the combined sentence above.

In Ilokano, the same process applies. For example, the sentences below:

(a) Sadut diay lalaki. 'The man is lazy'.  
(b) Aggigiyan idiy turod diay lalaki. 'The man lives on the hill.'

can be combined by embedding (a) into (b), as in,

Combined sentence: Sadut diay lalaki nga aggigiyan idiy turod.  
'The man who lives on the hill is lazy.'

However, unlike in English where appropriate relative pronouns are used to indicate the point at which embedding occurs, in Ilokano, only the linker nga/a is used. This use of the linker demonstrates, that the embedded sentence acts like a modifier, much like an expansion of the retained identical element in the other sentence.

With the combined sentences in our examples, observe that the point of embedding occurs either way in the subject of the sentence. This is possible because the identical elements are the subjects of sentences (a) and (b).

PART 3: Sentence with Verbal Predicates Containing Derivational Affixes

Introduction - Sentences with verbal predicates containing derivational affixes are separately treated here as they involve certain meaning considerations different from those used in ordinary discourses or conversations.

Derivational affixes in Ilokano are classified as follows:

1. Causative : -pa-
2. Associative : -ki-
3. Abilitative : -ka-
4. Intensive : -pag-

1. The Causative -pa-

Sentence with causative verbs have one special characteristic: they contain two agents; the causing agent and the natural agent. The causing agent does not do the action expressed by the verb - it causes someone (the natural agent) to carry out the action expressed by the verb.

In all sentences with causative verbs, the causing agent expresses the agentive relation with the verb; the natural agent expresses the direction related with the verb.

E.g. Nagluto ni Anna ti adobo. 'Ana cooked adobo.'  
           natural agent   obj.

Nagpaluto ni Ana kenni Gloria ti adobo. 'Ana caused Gloria to  
           causing agent    natural agent   object    cook adobo.

Causative verbs may be intentional or non-intentional. The intentional causative verb expresses the intent of the causing agent to influence the natural agent to carry out the action expressed by the verb. The non-intentional causative verb expresses the lack to intention on the part of the causing agent to influence the natural agent to carry out the action expressed by the verb. Below is a Chart that summarizes the intentional and non-intentional causative verbal affixes in Ilokano. Basically, the causative pa affix is attached to the case marking affixes of the verb.

**Causative Verbal Affixes**

Case Relations	Intentional	Non-intentional
Agentive	agpa-	maipa -an
Objective	Ipa-/pa -en	
Locative	Pagpa -an	
Benefactive	Ipa -an	
Instrumental	Pagpa	

- 1.1 The agpa causative verb - With the agpa- affixed verb, the causing agent is the subject of the sentence. The natural agent may or may not be overtly expressed.

e.g. Agpagatang ni Ana kenni Pedro ti bayong.  
causing agent natural agent object

'Ana caused Pedro to buy "bayong".

Nagpagatang ni Ana ti bayong.  
causing agent object

'Ana had a "bayong" bought by Pedro.'

- 1.2 The Pa--en causative verb - With the pa- -en affixed verb, the natural agent is the subject of the sentence.

e.g. Pagatangen ni Ana ni Pedro ti bayong.  
causing agent natural agent object

'Pedro was caused by Ana to buy "bayong".'

The first NP is the causing agent while the second NP is the natural agent.

- 1.3 The Ipa- causative verb - With the Ipa- affixed verb, the object NP is the subject of the sentence.

e.g. Ipagatang ni Ana kenni Pedro ti bayong.  
causing agent natural agent object

'Ana cause Pedro to buy bayong.'

- 1.5 The Pagpa- -an causative verb - With the pagpa- -an affixed verb, the location or Direction NP is the subject of the sentence.

e.g. Pinagpaitadan ni Ana kenni Mario ni Vicky ti gulay.  
causing agent natural agent Direction object

'Vicky was caused to be given vegetables by Ana through Mario.'  
'Ana caused Mario to give vegetables to Vicky.'



- 1.6. The Ipa- -an causative verb - With the ipa- -an affixed verb, the beneficiary NP is the subject of the sentence.

e.g. Ipinagatangan ni Ana kenni Mario ni Jep ti coke.  
causing agent natural agent beneficiary object

'Ana caused Mario to buy coke for Jep.'

- 1.7. The Pagpa- causative verb - With the pagpa- affixed verb, the instrument NP is the subject of the sentence.

e.g. Pagpaputed ni Ana kenni Mario ti mula ti dakkal nga kartib.  
causing agent natural agent object instrument

'Ana caused Mario to cut the plant with the big scissors.'

2. The Associative -ki

Associative verbs always select the agent NP as the subject of the sentence and place the direction NP in an associative relationship with the agent NP.

- 2.1. The maki- With the maki- verb, the agent NP is the subject of the sentence.

e.g. Nakisao ak kenni Ana. 'I pleaded with Ana.'  
agent direction

Nakimadyong ak kada Ana.  
agent direction

'I played mahjong with Ana and company.'

- 2.2. When attached to the causative pa-, the associative verbs select the subject following the rules for the causatives.

- 2.2.1. Maki-inn With the maki-inn verbs, the agent NP and the direction NP have a natural associative relationship with each other.

Makisinnurat ak kenni Joy.  
doer direction

(Joy and I will write to each other.)

2.2.2. Paki-an - With this verb, the location NP is the subject of the sentence, and there are generally three senses in which the paki...an construction is used.

(a) Place for the participative activity

Sadino ti pakikuyugam kenkuana?  
'Where do you go with him?'

(b) 'reason for' when used with ania

Ania ti pakikuyugam kenkuana?  
'Why do you go with him?'  
(Literally: What's the reason for your going with him?)

(c) person or party with whom the activity is performed.

Sino ti pakikuyugam?  
'Who do you go with?'

3. The abilitative -ka - Ka affixed verbs indicate the ability of the agent to perform the action as expressed by the root verb.

3.1. Maka - With maka- affixed verbs, the doer is the subject which has the ability to perform the action.

Makaluto ka kadi?  
doer

'Will you be able to cook?'

3.2. Ma - When ma- is attached to a root verb, the doer has the ability to perform the action but the object is the subject of the sentence.

Maluto ni Lina kadi ti pinakbet itatta?  
doer object

'Will Lina be able to cook "pinakbet" now?'

3.3. Mapag-an - The location is the subject of the sentence.

Mapaglutuanen diay pugon.  
location

'The stove can be used for cooking (already).'

- 3.4. **Mai -an** - The beneficiary NP is the subject of the sentence.

Naidaitan ni Roritz ni Shirley ti bado.  
actor/doer beneficiary object

'Roritz was able to sew Shirley a dress.

Notice that the first NP is the doer while the second NP is the beneficiary.

- 3.5. **Maipag** - The instrument NP is the subject of the sentence.

Maipagkali ni Jose diay baretan.  
actor instrument (tool)

'Jose was able to use the crowbar (already).

#### 4. Frequentitive Affixes

These affixes have no special form for the past. They indicate repetition, a successive performance, or an intensification of the action implied by the ordinary form of the verb.

- 4.1. **Ag verbs take the manag form.**

e.g. Managsaludsod ni Pedro.  
'Peter always asks questions'

Managsakit ti ubing.  
'The child always gets sick.'

Managtulong dagiti trainees.  
'Trainees always help one another.'

- 4.2. **Maka verbs take Mannaka form.**

e.g. Mannakainom dayta nuang.  
'That cow always want to drink water.'

Mannakatulong da.  
'They are always able to give assistance to one another.'

4.3. Maki verbs take the Mannaki form.

e.g. Mannakipiyesta da.  
'They love going to fiestas.'

Mannakimiting dagiti lallakay.  
'The old (persons) love to attend meetings.'

Manna<sup>h</sup>itulong dagiti Ilokanos.  
'The Ilocanos frequently help others.'

4.4. Mang verbs take the Manang form.

e.g. Manangngagas - one who treats  
Mannurat (manang + surat) - writer (one who always writes)  
Mannangan - one who always eats

5. Manner and Time affixes

These affixes indicate the manner how and time when something is done. They have no special form for the past.

5.1. Ag verbs take Panag form.

e.g. panagmula - how to plant  
panagarado - how to plow  
panagkalap - how to harvest fish

5.2. Um verbs take the prefix I, with reduplication of the first open syllable of the root word.

isangpet - time for coming home  
iruruar - one's coming out

5.3. Maka and Ma verbs into Pannaka form.

pannakaimula - manner of planting (with emphasis on ability to plant)  
pannakaaramid - manner of doing (with emphasis on ability to do)

5.5. Mang into Panang

panangatang - manner of buying  
panangluto - manner of cooking  
panangrabii - time for eating supper

## 6. Other Verbal Affixes

6.1. Kaka - action which implies a consequence as a result of, because of.

e.g. Nasakit ti ubet ko gapu ti kakatugaw.  
'My buttocks ache because of too much sitting.'

6.2. Agin - pretending to be

e.g. Agintuturog isu.  
'He's pretending to be asleep.'

6.3. Apag/pag - recently completed action 'as soon as'

e.g. Nagtudo idi apagsangpet mi.  
'It rained as soon as we got there.'

6.4. Agat + noun - tastes like, smells like

e.g. agatsabon, agatkandila  
'smells like soap, candle'

6.5. Agkara/kara - habitual action (frequency), time and again

e.g. agkaraladaw - 'always late'  
agkaraumay - 'always coming'

6.6. Pluralizing Verbs - r + RV. This always takes a plural subject.

e.g. nagsasala - 'dance with a group'  
agtataray - 'running (group)'

## 7. Adjectival Affixes

7.1. Naka - adjective like words/being in or on something

e.g. nakapuraw isu - 'he is in white'  
nakakotse - 'he is in a car/being in car'  
accidental  
nakabuong - accidentally broke something

- 7.2. Mannaka - circumstantial
- e.g. Mannakabakin amin ti Dios.  
'God is almighty.'
- Mannakaawat ni Jose.  
'Jose is understanding.'
- 7.3. Akin/makin - shows relative position: indicating position or location of 2 or more items.
- e.g. akin rabaw 'on top'  
akin uneg 'inside'
- 7.4. Ka- + reduplication - of the first syllable of the root word of a noun/adjective indicates similarities.
- e.g. ka-ruprupa 'look alike'  
ka-padpada 'similar'
- 7.5. Si + r - means covered with what root expresses
- e.g. sipipitak 'full of mud'  
siruruot 'full of weeds'
- 7.6. Maka- in favor of, supportive of what root expresses
- e.g. maka Amerikano 'pro American'  
maka tatang 'pro father'
- 7.7. Manag- susceptible to be what the root expresses
- e.g. managbabain 'shy, timid'
- 7.8. Manag - susceptible to what root expresses
- e.g. managpanateng 'susceptible to colds'
- 7.9. Sinan - resemblance, likeness, imitation
- e.g. sinantao 'like the figure of a person'  
sinankayo 'like the figure of a tree'

7.10. Manag - fond of what root expresses

e.g. managkatawa 'fond of laughing'  
managsurat 'fond of writing'

7.11. Mara - having the quality similar to that expressed by the root.

e.g. marapegpeg 'like broken rice kernel'  
maradagum 'like a needle'

## 8. Nominalizing Affixes

8.1.1 Ka + adj. - substantives (nominalized abstract noun)

e.g. kaatiddog 'length (how long)'  
kaasideg 'nearness'  
kaadayo 'distance (how far)'

8.1.2. Ka - conveys/shared materials or relationship

e.g. kakadua 'companions'  
katugaw 'seatmate'

8.2. Ka - an - place of abundance

e.g. kasabaan 'place where bananas are plentiful'  
kamanggaan 'place where mangoes are plentiful'

8.3. Agka - similarity (physically)  
- shared relationship

e.g. agkadakkel 'similar in bigness'  
agkasinsin 'cousins'

8.4. Nag -an - cause of/topic

e.g. nagapaan 'quarreled about'  
nagsaritaan 'talked about/topic'

8.5. Ka - abstraction

e.g. kapintas 'beauty'  
kadagsen 'weight (heaviness)'



8.6. Pannaka - having the quality of what the root expresses

e.g. pannakaama 'fatherhood qualities'  
pannakaina 'motherhood qualities'

8.7. Taga - origin

e.g. taga probinsiya 'from the province'  
taga -aw-away 'from remote village'

8.8. Panag + r - season

e.g. panagmumula 'planting season'  
panagtutudo 'rainy season'

8.9. Taga - occupation

e.g. taga dalus 'cleaner'  
taga innaw 'dishwasher'

8.10. Ag - relationship

e.g. agama 'father and children relationship'  
agina 'mother and children relationship'

8.11. Agka - relationship

e.g. agkklase 'classmates'  
agkakabbalay 'occupying the same house'