

# *Peace Corps*

## *Luganda* *Self instructional Learner's Manual*



DOCUMENT RESUME

ED 402 762

FL 024 318

AUTHOR Matovu, Kasalina; And Others  
TITLE Luganda Self-Instructing Learner's Manual.  
INSTITUTION CHP International, Inc., Oak Park, IL.  
SPONS AGENCY Peace Corps, Washington, D.C.  
PUB DATE 94  
NOTE 158p.  
PUB TYPE Guides - Classroom Use - Instructional Materials (For Learner) (051)  
LANGUAGE English; Ganda

EDRS PRICE MF01/PC07 Plus Postage.  
DESCRIPTORS Acculturation; African Languages; Bantu Languages; Community Services; Competency Based Education; Conversational Language Courses; \*Daily Living Skills; Dialogs (Language); Food; Foreign Countries; \*Ganda; Grammar; Health; \*Interpersonal Communication; Language Patterns; Second Language Instruction; \*Second Language Learning; Social Behavior; Uncommonly Taught Languages; Vocabulary Development; Voluntary Agencies; \*Volunteer Training  
IDENTIFIERS Peace Corps; Shopping; \*Uganda

ABSTRACT

This guide is designed for Luganda (Ganda) language training of Peace Corps workers in Uganda, and reflects daily communication needs in that context. It consists of an introduction on use of the materials and a series of topical instructional units addressing specific language competencies. Each unit includes the targeted competency and a behavioral objective, text or dialogue, several grammar and vocabulary exercises, and grammar and cultural notes. Unit topics include greetings and leave-takings, introductions, food and drink, daily activities, health, friendship, home, transportation, health and parts of the body, climate and clothing, and typically difficult Luganda expressions for non-Bantu speakers. Appended materials include verb lists and topical vocabulary lists. (MSE)

\*\*\*\*\*  
\* Reproductions supplied by EDRS are the best that can be made \*  
\* from the original document. \*  
\*\*\*\*\*

U.S. DEPARTMENT OF EDUCATION  
Office of Educational Research and Improvement  
EDUCATIONAL RESOURCES INFORMATION  
CENTER (ERIC)

- This document has been reproduced as received from the person or organization originating it
- Minor changes have been made to improve reproduction quality
- Points of view or opinions stated in this document do not necessarily represent official OERI position or policy

# LUGANDA SELF-INSTRUCTING LEARNER'S MANUAL

ED 402 762



Written by:

DR. KASALINA MATOVU  
DEPARTMENT OF LANGUAGES  
MAKERERE UNIVERSITY  
KAMPALA, UGANDA

In Collaboration with:  
Simon Njire, Language Coordinator  
Makioki Language Services,  
Under U.S. Peace Corps Contract

# PC 294 - 1002

CHIP INTERNATIONAL INC.  
OCTOBER 1994

BEST COPY AVAILABLE

FL024318

# BASIC LUGANDA SELF INSTRUCTING LEARNER'S MANUAL

## Preliminaries

This manual is intended for those people who come from English speaking areas. It targets those who have no prior knowledge of Luganda, and its main objective is to aid those, who are determined and ready to take on the challenge of getting initiated in a new and unique language and culture, to accomplish an intermediate level.

There are several assumptions which must be made from the beginning.

1. Although the basic method of approach is competency based, the arrangement and presentation of specific aspects of the language is governed by the principle of a gradual movement from simple structures to more and more complex ones. This arrangement governs the choice of vocabulary, phrases and sentence structure.
2. The grammatical structures are not taught explicitly, but rather are discovered from conversational exercises. The student receives explanations on specific structures at the end of specifically difficult structures.
3. There are some cultural explanations which are aimed at making the learning of the language more realistic and easily applicable to different situations.
4. The repetitions, activities, questions and exercises are supposed to help stimulate the learners participation and genuine interest in the lessons learnt.
5. There will be some tapes which could be used with this manual.
6. The questions and exercises must be done and corrected before one proceeds to the next unit.
7. At the end of each unit, a list of vocabulary items is given. This list includes both the items used within the unit as well as other related words.

Dr. Kasalina Matovu,  
Makerere University,  
October 1994

BEST COPY AVAILABLE

## INFORMATION ON THE LUGANDA SELF-INSTRUCTING LEARNERS MANUAL

The first Luganda Manual, written in 1992 by Wynnie Babirye under a Peace Corps / Makioki Language Services Contract PC 291 - 1002 was found to be a bit complex for self learning and could only be used by PCTs or Volunteers with a lot of assistance from the language trainer. After being used and tested in two training cycles (1992 & 1993) and with the current shift in Peace Corps Language Programs of encouraging trainees to take more control in their language learning and arming would be volunteers with strategies for language learning in the field, there was a need to come up with a resource manual that could be used in Training by the trainee with minimal assistance from a language trainer and carry over into the field for self-learning.

In the 1994 Uganda Pre-service Training budget, CHP International provided a budget for writing a Generic Manual in Luganda that could be used in PST and also in the field by trainees and volunteers with the above in mind, and knowing that as the Makioki Language Coordinator since 1991 for Peace Corps Uganda, I had to look further than my group of language trainers. I approached Dr. Kasalina Matovu who is a well known linguist and writer of Luganda Language Resource Manuals for Beginners at Makerere University. After a series of meetings and a lot of discussions, a draft plan for writing this manual was laid down. The following were the guiding assumptions that were initially agreed between myself and Dr. Matovu.

1. The Resource Manual will be a competency based one.
2. The manual will agree as much as possible with the curriculum used in a Pre-Service Training.
3. There will be a lot of activities, exercises and cultural explanations to create interest and, stimulate learning.
4. The manual will, in every unit or competency, move from simple to complex concepts without losing meaning, context and cultural importance.

After a lot of discussions we also agreed that it was important for Dr. Matovu to attend a language trainers workshop whose goals were heavy on Competency Based Curriculum principles and application, classroom teaching techniques and language assessment and evaluation. Dr. Matovu's attending the Training of Trainers served a double purpose of not only familiarizing herself with Competency Based Curriculum but also getting acquainted with the language trainers who she was going to use to introduce parts of the manual during Pre-Service Training for Pre-Testing.

After the T.O.T. we laid down a time line for Dr. Matovu to complete segments of the manual and pre-test with first draft to be finished by the end of PST 1994.

The manual was completed at the end of Pre-Service Training and about 35% of it was pre-tested in the same PST and feed back sought from trainees and the Luganda trainers who used parts of it. I gave back the first draft to Dr. Matovu who responded to the feedback given. The second draft was retyped and used during the first Language In-Service Training in December 1994 which was based on an immersion design. The feedback received during this IST was incorporated in this current issue of the manual. The major additions was to include pictures in the manual that would stimulate the learners interest.

I have recommended that this manual be translated into the other four languages that are usually offered during PST for Peace Corps Uganda.

The current Luganda Manual consists of the following formats in each competency.

1. Dialogue(s)
2. Pronunciation Drills & Exercises.
3. Grammar Explanations
4. Comprehension Exercises
5. Activities for enhancing vocabulary
6. Grammar activities (e.g. matching games, translation, exercises etc.).
7. Cultural Explanations.

Throughout the manual, Dr. Matovu emphasized simple concepts first which spiraled into complex ones the more the learner became comfortable with the language and are able to express themselves. A lot of translation into English, instant explanations of any new concept introduced makes this Luganda Manual an ideal tool for use in class with a trainer and for self learning in the field.

We hope that this attempt to develop a "User Friendly" manual will benefit those wanting a practical approach to Competency Based Curriculum.

Simon Njure,  
Language Coordinator,  
December 1994.

BEST COPY AVAILABLE

# BASIC LUGANDA MANUAL

## Table of Contents

	Page
Preliminaries .....	ii
TOPIC I Introduction .....	1
Another way of Introducing Self .....	7
TOPIC II Morning greetings .....	8
Plural form of morning greetings .....	13
TOPIC II Afternoon greetings .....	19
TOPIC III Leave taking .....	25
Another way of Introducing Self and other .....	28
TOPIC IV Polite Forms .....	31
TOPIC V Formal and extended introductions .....	37
TOPIC VI Food and drinks .....	42
The Prepositions of Luganda.....	47
Table, Meal Manners .....	50
TOPIC VII Purchasing food items .....	52
TOPIC VIII Life and general activities .....	65
TOPIC IX Health/Friendship/Home .....	72
TOPIC X Transportation .....	86
TOPIC XI Heath (Eby'obulamu) .....	96
Parts of the body .....	98
TOPIC XII Climate and clothing .....	104
TOPIC XIII Aspects of typically difficult Luganda expressions for non-bantu speakers .....	105
APPENDIX I .....	126
APPENDIX II .....	129

## TOPIC I

### INTRODUCTION

NZE KASALINA = I am Kasalina

COMPETENCY: Introduction of self and others.

OBJECTIVE: By the end of this you should be able to introduce yourself simply.

#### Introductions:

1. Look at your teacher closely, or listen carefully

Nze -	Nze -	Nze -	Nze
Ggwe -	Ggwe -	Ggwe -	Ggwe
Ye -	Ye -	Ye -	Ye

2. You may repeat after your teacher now.

Nze Kasalina  
Ggwe Simon  
Ye Susan.

Ani? -	Ani? -	Ani? -	Ani?
Question:	Nze ani?		
Answer:	Ggwe Kasalina		
Question:	Nze ani?		
Answer:	Ggwe Simon		
Question:	Nze ani?		
Answer:	Ggwe Susan.		



## ACTIVITY I

Can you guess, at the meaning of the new words you have just learnt?

Now look at these

Listen carefully

Question: Nze Susan?  
 Answer: Nedda, Ggwe Kasalina  
 Question: Ggwe Kasalina?  
 Answer: Nedda, Nze Simon

Question: Ggwe Simon?  
 Answer: Nedda nze Susan.

Nedda, Nedda, Nedda, Nedda.

Question: What is nedda?

## ACTIVITY II

You may start making simple questions like:

"Who are you"

Question: A. Ggwe ani?  
 Answer: B. Nze Kasalina  
 Question: A. Ye ani? (Y'ani!)  
 Answer: B. Ye Susan  
 Question: A. Nze Ani? (Nz'ani)  
 Answer: B. Ggwe Simon.

Now answer these questions.

Nze ani? -----  
 Ggwe ani? -----  
 Ye ani? -----  
 Nze Simon? -----  
 Ggwe Kasalina? -----  
 Ye Moses? -----

Say:  
 Nedda - Nedda - Nedda - Nedda  
 Yee - Yee - Yee - Yee

### Revision Exercise I

Write down/say out the meaning of all these words in English.

Nze .....  
 Ggwe .....  
 Ye .....  
 Ani .....  
 Nedda .....  
 Yee .....

### A VISIT AT A HOME

You can now listen to this simple conversation: between a host and a visitor.

A = the host,      B = the visitor.

B: Knock, Knock  
 A: Wanji?  
 B: Nze  
 A: Ggwe ani?  
 B: Nze Kasalina  
 A: Yingira  
 B: Kale

Pronounce these after your teacher.

Wanji?      Wanji?      Wanji?      Wanji?  
 Yingira,      Yingira,      Yingira,      Yingira.

### Question

Can you guess as to the meaning of the words Wanji, and Yingira? Act the conversation out with your teacher or friend, you will get the meaning easily.

Write down/say out the meaning of the following words.

Ani? -----  
 Yee -----  
 Ye -----  
 Nedda -----  
 Wanji -----  
 Yingira -----  
 Nze -----  
 Ggwe -----

Say these words out and try to get the right pronunciation. Listen to the tape and try to get the right pronunciation for these forms.

### STRUCTURAL INFORMATION

Note that when you say:

Nze Kasalina  
 Ye Susan  
 Ggwe Simon.

These structures can be literally translated into English as:

I Kasalina  
 He/She Susan  
 You Simon

Note however that in English, there should be an appropriate form of the verb to be in similar structures as those above.

e.g.

I am (Kasalina)  
 He/She Susan  
 You are (Simon)

This verb to be is absent in the Luganda structures. However, it exists in other structures as will be shown later on.



Nze Kasalwa  
Ggwe Suron?



BEST COPY AVAILABLE

**CULTURAL NOTES:**

Unlike many other cultures, the Baganda are not very much used to introducing themselves at the first encounter with other people. When two or more people meet each other for the first time, the first thing which is likely to be done is to greet each other.

After the greeting, the, "modern" ones may introduce themselves as shown above, and would expect the other person to introduce him/herself before being asked to do so.

It is usually children who are asked bluntly: *Cgwe ani?* These children who are regarded as being "socially lower" than adults are then expected to answer, but they are not expected to ask for the name of the other person, especially if he/she is more senior than them.

## ANOTHER WAY OF INTRODUCING SELF, etc

## ERINYA LYANGE NZE KASALINA

My name is kasalina

Erinnya + lyange = Erinnya lyange  
 Erinnya + lyo = Erinnya lyo  
 Erinnya + lye = Erinnya lye


Erinnya lyange nze Kasalina  
 (Name my I am Kasalina  
 Erinnya lyo ggwe Simon  
 (your)  
 Erinnya lye ye Susan  
 (his)

Pronounce carefully

E + ri + nnya  
 E + ri + nnya  
 lya + nge - lyange - lyo - lye  
 lya + nge - lyange - lyo - lye

## Vocabulary

Ani -----	Who
Nze -----	I
Ggwe -----	You
Ye -----	He/She
Nedda -----	No
Erinnya -----	Name
Lyange -----	My (for names)
Lyo -----	Your
Lye -----	His/Her name
Ye -----	
Erinnya lyange -----	My name
Erinnya lyo -----	Your name
Erinnya lye -----	His/Her name



BEST COPY AVAILABLE

## TOPIC II

### MORNING GREETINGS

WASUZE OTYANNO?

How did you sleep?

**COMPETENCY:** Greeting in the morning.

**OBJECTIVE:** By the end of this, you will be able to greet properly.

**SETTING:** A young boy encounters an adult woman in her compound.

**Listen carefully:**

**Conversation:** (This greeting is between: A = an adult mature woman,  
B = a young boy.)

A: Ggwe ani bambi?  
 B: Nze Sam nnyabo  
 A: Um Um Um  
 B: Um Um  
 A: Wasuze otyanno Sam  
 B: Bulungi nnyabo  
 A: Um Um  
 B: Wasuze otyano nnyabo?  
 A: Bulungi  
 B: Um Um  
 A: Um Um

Now say these words slowly with you teacher's help.

Wa + su + ze (wasuze)  
 O + tya + nno (otyanno) (Otyanno)  
 Nnya + bo (Nnyabo) (Nnyabo)  
 Bu + lu + ngi (Bulungi) (Bulungi) (Bulungi)  
 Ba + mbi (Bambi) Bambi)

Wasuze otyanno?  
 Wasuze otyanno nnyabo?  
 Bulungi  
 Bulungi nnyabo.



### Questions

Guess at what the following words mean and say/write out the meanings

Ggwe -----  
 Wasuze -----  
 Otyanno -----  
 Nnyabo -----  
 Bulungi -----  
 Ani -----  
 Bambi -----  
 Um Um -----  
 Wasuze otyanno -----  
 Wasuze otyanno -----  
 Bulungi -----  
 Bulungi nnyabo -----  
 Ggwe ani -----  
 Nze Sam -----  
 Yee, Nze Sam -----  
 Ggwe Kasalina? -----  
 Nedda, Nze Susan -----  
 Bulungi Kasalina -----

Now listen to this conversation which takes place when Simon meets Kasalina for the first time.

A: Nze Kasalina  
 B: Um ... Nze Simon  
 A: Um ...  
 B: Um ...  
 A: Wasuze otyanno Kasalina?  
 B: Bulungi Simon  
 A: Um ...  
 B: Wasuze otyanno?  
 A: Bulungi  
 B: Um ...  
 A: Um ...  
 B: Weebale emirimu  
 A: Kale  
 B: Um ...  
 A: Naawe weebale  
 B: Kale  
 A: Um ...  
 B: Um ...

## ACTIVITY I

Match the following words to their English equivalent:  
Some of them have been done for you.

Nze	O.K./alright
Wanji?	You
Wasuze	Well/fine
Bulungi	How
Otyanno	You slept/spent the night
Kale	Sir
Ggwe	Yes?
Ye	You too
Naawe	No
Nedda	Work/job
Emirimu	Thank you
Yee	He/she
Weebale	Madam
Nnyabo	I
Ssebo	Yes

## Further work

Listen to the tape and try to get the correct pronunciation of the greeting form.

## ACTIVITY II

Listen to these vocabulary items and try to remember 3 items at first.

Omukyala	-----	a lady/wife
Omwami	-----	a chief/husband
Omwana	-----	a child
Omusomesa	-----	a teacher
Omulenzi	-----	a boy
Omuwala	-----	a girl
Omuyizi	-----	a student
Omusawo	-----	a doctor
Omukozi	-----	a worker
Omufumbo	-----	a married person

## Plurals

Abakyala	-----	wives/ladies
Abaami	-----	chiefs/husbands
Abaana	-----	
Abasomesa	-----	
Abalenzi	-----	
Abawala	-----	
Abayizi	-----	
Abasawo	-----	
Abakozi	-----	
Abafumbo	-----	

## Question

Do you still remember these?

Wasuze	-----	you slept
Bulungi	-----	well/fine
Otyano	-----	how
Kale	-----	alright
Naawe	-----	and you too
Emirimu	-----	jobs/work
Weebale	-----	thank you
Nnyabo	-----	madam
Ssebo	-----	sir
Bambi	-----	(a symbathetic term frequently used)

Fill in/say the right Luganda forms.  
Two of them have been done for you

i)	A wife	-----	Omukyala
ii)	A husband	-----	Omwami
iii)	A child	-----	
iv)	The teacher	-----	
v)	A boy	-----	
vi)	A student	-----	
vii)	A girl	-----	
viii)	A doctor	-----	
xv)	A worker	-----	

1912

1912  
of us in  
an old

Bulona  
Ssabo



BEST COPY AVAILABLE

STRUCTURAL NOTE

Simple introduction to the idea of noun classes and Pluran forms as reflected within the noun class structure

In Luganda, the items which exist in life have been categorised into specific classes. There are, for instance classes of human beings, classes of non-living things, classes of elongated objects, classes of living things, classes of huge giant things etc. In each case there is usually a specific prefix which indicates the type of class to which the noun belongs. Thus, for human beings there is the (o-mu/a-ba) forms: the former is the singular marker, whilst the latter marks the plural form. (A-ba-)

Note further that many simple nouns in Luganda have the following structures:

- O - mu - sajja (a man)
- A - ba - sajja (men)
- O - mu - kyala (a wife)
- A - ba - kyala (wives)
- O - mu - yizi ( a student)
- A - ba - yizi (students)
- O - mu - sawo (a doctor)
- A - ba - sawo (doctors)

## PLURAL FORM OF MORNING GREETING

**MWASUZE MUTYANO?**

How did you (pl) sleep?

**OBJECTIVE:** By the end of this unit you should be able to use the plural form of greeting properly

**SETTING:** (A gentleman meets a group of ladies gathered together). When more than one person is being greeted, then we change the form of the greeting appropriately.

Listen to this conversation

A = a gentleman

B = a group of ladies

A: Mwasuze mutyanno bannyabo?

B: Bulungi ssebo

A: Umm ...

B: Wasuze otyanno ssebo?

A: Bulungi

B: Umm ...

A: Umm ...

A: Abeeka bali batya?

B: Bali bulungi ssebo

A: Umm ..

B: Ate mmwe?

A: Tuli bulungi

B: Umm ...

A: Umm ..

A: Mwebale emirimu

B: Kale

A: Umm ...

B: Naawe weebale

A: Kale

B: Umm ...

A: Umm ...

### Exercise and practice for activity I

Listen again to the conversation and write down/point to:

- The words you have recognised.
- The words you do not recognise at all
- Write down the meaning of those words you have been able to guess at.

#### A NOTE ON THE STRUCTURE

(Introducing the verb to be)

Look at these forms.

Omukyala	a-li	bulungi
The lady	is	well/fine
Omwana	a-li	Kampala
The child	is	at Kampala
Omusomesa	a-li	Makerere
The teacher	is	at Makerere
Abayizi	ba-li	Ntebbe
The students	are	at Ntebbe
Abaana	ba-li	ka
The children	are	at home

O li	bulungi
A li	bulungi
ndi	bulungi
tuli	bulungi
muli	bulungi
bali	bulungi

#### Question:

Try to get the meaning of the above

In Luganda, the verb to be is sometimes reflected as (-li) as the forms above show.

Note However, the in English, the verb to be changes according to the situations e.g. I am (not, I is)

You are (not, you is)

She/he is (not, she/he are)

They are (not, they am)

However in Luganda the (li-) form remains stable.

### Pronunciation Exercise

Pronounce these words clearly and distinctly: Your teacher should help you here:

Mwa + su + ze	(Mwasuze) (Mwasuze)
Mwe + ba + le	(Mwebale) (Mwebale)
Mu + tya + nno	(Mutyanno) (Mutyanno)
Ba + nnya + bo	(Bannyabo) (Bannyabo)
Sse + bo	(Ssebo) (Ssebo)
Bu + lu + ngi	(Bulungi) (Bulungi)
A + bee + ka	(Abeeka) (Abeeka)
Ba + li	(Bali) (Bali)
Ba + tya	(Batya) (Batya)
Tu + li	(Tuli) (Tuli)
E + mi + ri + mu	(Emirimu) (Emirimu)
Naa + we	(Naawe) (Naawe)
Ka + le	(Kale) (Kale)
Ba + mbi	(Bambi) (Bambi)

### ACTIVITY II

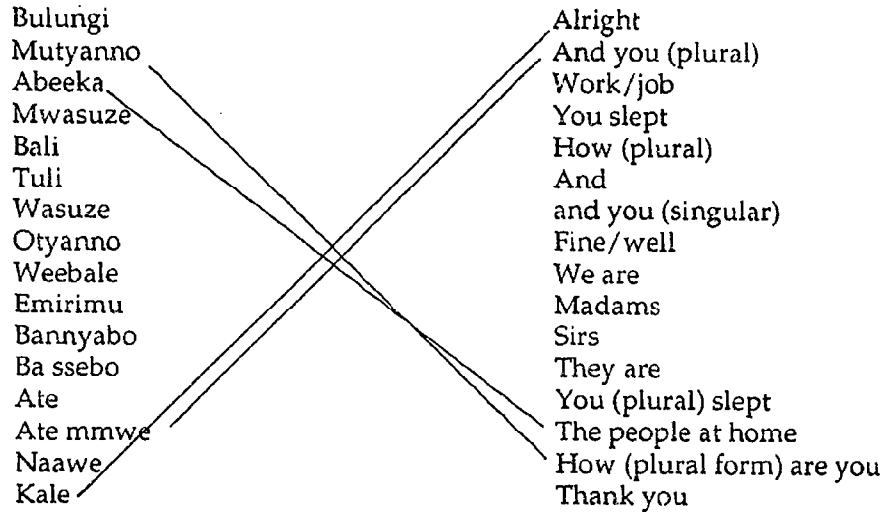
Fill in the appropriate information, and then exchange with your colleague.

A: Mwasuze mutyanno bannyabo	B:
.....	
A: Umm Umm	B: Wasuze otyanno
A: Bulungi	B: Umm Umm
A: Abeeka bali batya	B:
.....	
A: Umm Umm	B: Ate mmwe?
A: Tuli bulungi	B:
.....	
A: Umm Umm	B: Kale
A: Kale mweraba	B: Nammwe mweraba
A: Umm Umm	B: Um Um
A: Kale	
A: Umm Umm	



## ACTIVITY III

Match the following words appropriately. Some of them have been done for you.



## Practice Exercise

Now listen to the tape and try to get the right pronunciation. Make a list of all the words you can remember in Luganda and their English equivalent. Do not worry about the correct spelling.

Now Listen to the tape, and try to fill in the missing words in the blanks provided to you.

A NOTE ON THE STRUCTURES.

The greeting structure takes the following form.

1. There is the initiator who poses the question "How did you sleep?" (literally) or how was your night?  
Then the respondent must answer positively (fine/well) even if the night was not terribly good. Then the initiator must make an agreement sound, "Um", which gives the respondent the opportunity to pose, exactly the same question to the initiator who also answers positively. After which the initiator says "Um" and the respondent also answers likewise. The "Um" sounds must be of the right tone. Sometimes another form - "Yee" is used instead of "Um". Both are truly acceptable.

If we were to put the Luganda morning greeting into English, this is how it would go: (literally).

- A: You slept how?  
 B: Fine  
 A: Um ... Um  
 B: You slept how?  
 A: Fine  
 B: Um  
 A: Um  
 A: How are the people at home  
 B: They are well/fine  
 A: Um  
 B: And you (pl)  
 A: We are fine  
 B: Um  
 A: Um  
 B: Thank you for doing the work you do  
 A: Alright  
 B: Um  
 A: And you too, thank you  
 B: Alright  
 A: Um  
 B: Um

#### A CULTURAL NOTE

*Put like that, this greeting is certainly very different from the one you are used to. But you must always remember that many African cultures were governed by the principle of a need to share in all that which had happened to a person whether good or bad. If you met somebody in the morning it was very important that you ask him/her how her night was. This made the other one feel that people cared about him/her, and that they genuinely were concerned about what state of condition he was in night and day. The principle of sharing is very important. It is reflected in most of the cultural expressions we shall look at. This principle dictates that there should always be reciprocity between the people who are exchanging news after salutations.*

### TOPIC III

### AFTERNOON GREETINGS

#### OSIIBYE OTYANNO

How have you spent the day

COMPETENCY: Greeting in the afternoon

OBJECTIVE: By the end to this, you will be able to greet and respond to greetings in the afternoon.

SETTING: This greeting takes place between two adult people of opposite sex.

(A = Lady B = Gentleman)

- A: Osiibye otyanno ssebo  
 B: Bulungi  
 A: Umm  
 B: Osiibye otyanno nnyabo  
 A: Bulungi  
 B: Umm  
 A: Umm  
 A: Weebale emirimu  
 B: Kale  
 A: Umm Umm  
 A: Naawe weebale  
 B: Kale  
 A: Umm  
 B: Umm

#### Question

Identify the new word which did not mean anything to you at all

Is it osiibye?

What do you think it meant? Now ask you teacher and your colleagues what you would say if you were supposed to greet several people in the afternoon.

MUSIIBYE MUTYANNO
-------------------

How have you (pl) spent the day?
----------------------------------

## ACTIVITY I

Write/say out with your friend the full afternoon greeting and record it if possible.

Now listen to your teachers recording and fill in the gaps as required.

Pronounce these words and say what they mean.

O + sii + bye	(Osiibye)
O + tya + nno	(Otyanno)
Nnya + bo	(Nnyabo)
A + bee + ka	(Abeeka)
Wee + ba + le	(Weebale)
E + mi + ri + mu	(Emirimu)

## More Vocabulary

## Verbs

	A	
Kulaba	-----	To see
Kulya	-----	to eat
Kuyiga	-----	to learn
Kugenda	-----	to go
Kujja	-----	to come
Kuwandiika	-----	to write
Kuseka	-----	to laugh

	B	
Osiibye	-----	you spent
Otyanno	-----	now
Ssebo	-----	sir
Abeeka	-----	the people left at home
Weebale	-----	thank you
Nnyabo	-----	madam
Wa	-----	where
Musiibye	-----	You (plural) have spent the day
Mutyanno	-----	How (plural)
Bannyabo	-----	madams/ladies
Bassebo	-----	sirs/gentlemen
Kaakati	-----	now

## More nouns

Emmere	-----	Food
Caayi	-----	Tea
Amata	-----	Milk
Eka	-----	Home
Ennyumba	-----	House
Ennyama	-----	Meat
Enva	-----	Souce
Ki	-----	What

## ACTIVITY II

**SETTING:** An exchange of information between Kasalin and a friend.

Listen to this conversation/watch your teacher.

- A: Kasalina okola ki kaakati?  
 B: Kaakati ng'enda Kampala, ate ggwe okola ki?  
 A: Nze ng'enda ka  
 B: Owandiika ki kaakati?  
 A: Mpandiika Luganda  
 A: Weebale kukola  
 B: Kale  
 A: Um  
 B: Nawe weebale  
 A: Kale  
 B: Um  
 A: Um

A NOTE ON THE STRUCURE

In Luganda there are two types of pronouns, unlike in many other European languages. Pronouns are words like, I, you, he, she, it, they etc. You have already been introduced to many of them. These are the ones which we usually find in the introduction structure. e.g.

Nze	-----	I
Ggwe	-----	You
Ye	-----	He/She

**Question**

Do you still remember how we used them?

Now, these ones have got their plural counterparts which are:

Ffe	-----	we
Mmwe	-----	you (pl)
Bo	-----	they

**ACTIVITY III**

Here is a table which you should match with the English equivalent:

Ggwe	You (pl)
Nze	he/she
Bo	we
Ffe	I
Ye	they
Mmwe	you

**SUBJECT PRONOUNS**

In addition to those pronouns which are referred to as emphatic pronouns, Luganda has the more commonly used pronouns which must be fixed on to the verb. These are:

n	-----	I
a	-----	he/she
o	-----	you
tu	-----	we
mu	-----	you (pl)
ba	-----	they.

These pronouns are always fixed to the verb form. Note for instance:

**Verbs**

Kukola	to do, work	-	nkola, akola, okola
Kusoma	to read	-	nsoma, asoma, osoma
Kufumba	to cook	-	nfumba, afumba, ofumba
Kuva	to come from	-	nva, ova, ava
Kugenda	to go	-	ng'enda, agenda, ogenda
Kiwandiika	to write	-	mpandiika, owandiika, wandiika
Kulya	to eat	-	ndya, alya, olya
Kunywa	to drink	-	nnywa, onywa, anywa
Kuluma	to hurt, to pain, to bite etc	-	nnuma, aluma, oluma

**Practical Exercise**

Work out the meaning of the following in English.

- i) Akola Makerere -----
- ii) Nsoma Luganda -----
- iii) Ofumba chips -----
- iv) Tuva mu America -----
- v) Ngenda Kampala -----
- vi) Balya Amatooke -----

**SOUND CHANGES.**

In Luganda, the addition of the first person pronoun (n) onto the verb stems, results into several sound changes: e.g. (n + l > nd), (n + g > gg), (n + y > ny/nj).  
(n + w > mp), (n + k > nk), (n + m > mm). etc.

VocabularyVerb Conjugations (A)

Tugenda	-	We are going/ we go
Balya	-	We are eating/or we eat
Ngenda	-	I am going/or I go
Onywa	-	You are dringing/or you drink
Muwandiika	-	You are writing/you write
Mpandiika	-	I am writing/I write
Awandiika	-	He/she is writing/or he/she writes
Nfumba	-	I am cooking/or I cook
Ova	-	You are coming from/come ...
Nva	-	I come from/coming
Tuva	-	We came from
Bakola	-	They are working/work
Akola	-	He/she is working/works
Mukola	-	You (pl) are working/work
Nsoma	-	I am reading/read
Bosoma	-	They are reading/read
Nnywa	-	I am drinking/drink
Ndya	-	I am eating/eat
Njagala	-	I want/love/like
Ayagala	-	She wants/loves/likes
Oyagala	-	You want/love/like
Twagala	-	We want/love/like
Mwagala	-	They want/love/like
Nnina	-	I have/am having
Alina	-	He/she has/is having

Olina	-	You have/you are having
Tulina	-	We have/we are having

With the help of a Luganda speaker, try to find the English equivalent of the following sentences.

- i) Tugenda Ntebbe -----
- ii) Balya omugaati -----
- iii) Ngenda kusoma Luganda -----
- iv) Onywa soda pepsicola -----
- v) Muwandiika bbaluwa -----
- vi) Afumba caayi -----
- vii) Tuva mu Bungereza -----
- viii) Nva mu Bufaransa -----
- ix) Akola Makerere -----
- x) Basoma Luganda kaakati -----

#### ACTIVITY I

Indicate by pointing what these pronouns refer to:

Nze, N, Ggwe, Ye, O, Bo, A, Ffe, Tu, Mmwe, Mu- Ba-,

Now answer these questions:

- Nze ani? -----
- Nva mu America? -----
- Ggwe ani? -----
- Ova mu Uganda? -----
- Ye ani? -----
- Ava mu Bufaransa -----
- Ffe b'aani? Mmwe ba -----
- Tuva mu S.A. -----
- Mmwe baani? Ffe ba -----
- Muva mu Kenya -----
- Okola Makerere -----
- Nkola Mu London -----



Match the meaning of the following with the English forms and complete the pattern.

Osiibye otyanno?	Thank you
Bali batya?	No
Oli otya?	Are they well?
Wasuze otya anno?	Are you well?
Musiibye mutyanno?	Are you well (sing.)?
Ali atya?	We are well
Tuli balungi	How have you spent your day?
mwebale emirimu	How did you sleep?
Oli otya?	How are they?
Muli bulungi	Thank you for working
Muli bulungi	How is she/he?
Bali bulungi	How have you (pl) spent the day?
Nedda	How are you?
Weebale	We are fine

Listen to the tape and note the intonation.

**TOPIC IV:**

**LEAVE TAKING**

**WERABA**

Good bye

**OBJECTIVE:** By the end of this unit, you will be able to politely excuse yourself after a visit.

**SETTING:** This conversation takes place in the home of a friend of Mrs Mukasa whom she has not seen for sometime.

Listen to this conversation:

- A: Knock, Knock  
 B: Ani?  
 A: Nze  
 B: Ggwe ani?  
 A: Nze Mukyal Mukulu  
 B: Yingira nnyaabo  
 A: Kale nnyabo  
 B: Nsanyuse okukulaba!  
 A: Nange nsanyuse  
 B: Um  
 A: Um  
 B: Eradde nnyo nnyabo?  
 A: Eradde nnyabo  
 B: Um  
 A: Um  
 B: Wasuze otyanno nnyabo  
 A: Bulungi nnyabo  
 B: Um m  
 A: Wasuze otyanno nnyabo  
 B: Bulungi  
 A: Um  
 B: Um  
 A: Abeeka bali batya?  
 B: Bali bulungi  
 A: Um  
 B: Ate mmwe?  
 A: Naffe tuli bulungi  
 B: Um  
 A: Um  
 A: Weebale emirimu

- B: Kale  
 A: Um  
 B: Naawe gyebale  
 A: Kale  
 B: Um m  
 A: Um m  
 A: Omwami ali atya  
 B: Ali bulungi  
 A: Um  
 B: Ate owuwo?  
 A: Naye ali bulungi  
 B: Um  
 A: Um  
 A: Caayi wuuyo bambi  
 B: Weebale nnyo nnyabo  
 A: Kale  
 (She finishes her cup of tea)  
 B: Weebale kufumba  
 A: Kale  
 B: Um  
 A: Um  
 B: Munnange nkulabyeko, ka ngende.  
 A: i - i lindako  
 B: Nedda kangende nnyabo  
 A: Kale weeraba nnyabo  
 B: Kale nnyabo  
 A: Um  
 B: Naawe weeraba  
 A: Kale  
 B: Um  
 B: Um

#### ACTIVITY I

Watch /listen to your teacher carefully and try to find out if there are some words which you already know. Write down those words you know. Now, make a rough percentage of the number of the words you do not know, and cannot even guess at all. What percentage is it?

Pronounce these words slowly with your teacher.

1. Nze mukyalá Mukasa
2. Yingira nnyabo - yingira nnyabo
3. Nsanyuse - nsanyuse - nsanyuse
4. Nsanyuse okukulaba
5. Nsanyuse okukulaba

6. Nange - nange - nange
7. Nange nsanyuse - nange nsanyuse
8. Abeeka bali batya?
9. Nkulabyeko - nkulabyeko - nkulabyeko
10. Bali batya?
11. Bali batya?
12. Ka ngende - ka ngende - ka ngende
13. Ate mmwe? Ate mmwe
14. Naffe - Naffe - Naffe - Naffe
15. Naffe tuli bulungi
16. Lindako - lindako - lindako
17. Naawe - Naawe - Naawe - Naawe
18. Naawe gyebale - naawe gyebale
19. Omwami - omwami - omwami
20. Omwami ali atya? - omwami ali atya
21. Owuwo - owuwo - owuwo
22. Eradde - eradde - eradde

### Vocabulary

Mukyala Mukasa	-	Mrs Mukasa
Mwami Mukasa	-	Mr. Mukasa
Yingira nnyabo	-	Enter madam
Nsanyuse	-	I am pleased
Okukulaba	-	To see you
Nange	-	and I too
Nkulabyeko	-	"I have finished seeing you" or (I have come to the end of my visit)
Ka ngende	-	Let me go or I am now ready to go
Ate mmwe?	-	and you (pl)?
Nammwe	-	and you (pl) too
Naye	-	and he/she too
Naawe	-	and you too
Nabo	-	and they too
Lindako	-	"Please wait a little bit"
Naawe gyebale	-	and you too thank you to the (ie work you do)
Omwami	-	husband/chief
Munnange	-	my dear friend
Bambi	-	a sympathetic term
Nnyo	-	Very (abd empatic word)
Caayi wuuyo	-	There is the tea
Weebale kufumba	-	Thank you for the cooking meal
Owuwo	-	Yours.
Eradde?	-	Is it peaceful?

**ANOTHER FORM OF INTRODUCING SELF AND OTHER**

(especial in less formal situations)

A: Nze bampita Kasalina  
 B: O - O - Nange bampita Joseph

**Practice**

Bampita Bampita Bampita Bampita  
 Bakuyita Bakuyita Bakuyita Bakuyita  
 Bumuyita Bumuyita Bumuyita Bumuyita

**Conversation between A and B**

Q. A: Ggwe bakuyita ani  
 A. B: Nze bampita Kasalina  
 Q. A: Ate oyo bamuyita ani?  
 A. B: Bamuyita Joseph  
 Q.A: Omukyala wo bamuyita ani?  
 A. B: Bamuyita Christine

**Match these**

Oyo	_____	This one (near me)
Bampita	_____	They call him
Bakuyita	_____	They call you
Bamuyita	_____	They call me
Ono	_____	That one not too far away

**ACTIVITY II**

What do the following mean

Ba \_\_\_\_\_  
 Yita \_\_\_\_\_  
 N \_\_\_\_\_  
 Ku \_\_\_\_\_  
 Mu \_\_\_\_\_

What is the difference?

Ba \_\_\_\_\_ tu \_\_\_\_\_  
 O \_\_\_\_\_ Ku \_\_\_\_\_

a ----- Mu -----  
**Question**

How is your pronunciation now? Work harder.

**Pronunciation Exercise**

Pronounce these vowels of Luganda with your teacher's help.

a -	a -	a -	aa -	aa -	aa
bana	bana	bana	baana	baana	baana
(the four)			(children)		
e -	e -	e -	ee -	ee -	ee
mmere	mmere	mmere	meeri	meeri	meeri
(food)			(ship)		
i -	i -	i -	ii -	ii -	ii
sika	sika	sika	siika	siika	siika
(pull)			(fry something)		
o -	o -	o -	oo -	oo -	oo
kola	kola	kola	koola	koola	koola
(work)			(uproot)		
u -	u -	u -	uu -	uu -	uu
sula	sula	sula	suula	suula	suula
(stay at)			(throw away)		

**ACTIVITY II**

Now pronounce the luganda words below and then note the correct forms in English:

soma,	laba,	seka,	fumba,	leeta,
(read),	(see),	(laugh),	(cook),	(bring),
tuula,	siika,	seera,	koola,	saala,
(sit),	(fry),	(overcharge),	(weed),	(prayer)

Baana	A
bana	children
mmere	the four
meeri	food
sula	ship
suula	stay at
kola	throw away
koola	work/do
	uproot /weed

sika pull  
 siika fry something  
 B

Now supply the luganda form

You -----  
 children -----  
 the four -----  
 you -----  
 throw away -----  
 pull -----  
 wife - husband -----  
 work -----  
 uproot -----  
 stay/live at -----  
 throw away -----

STRUCTURAL NOTE

In English the following situations obtains:

Subject Pronouns

Object pronouns

I	-----	me
You	-----	you
He	-----	him
She	-----	her
We	-----	us
They	-----	them

In Luganda, the situation appears as follows:

Subject Pronouns

Object pronouns

n	(I) -----	n	(me)
a	(he/she) -----	mu	(him/her)
o	(you) -----	ku	(you)
tu	(we) -----	tu	(us)
ba	(they) -----	ba	(them)
mu	(you [pl]) -----	ba	(you [pl])

Now note carefully how these object pronouns are used:

atugamba	(he + us + tells >	he tells us
tukuyamba	(we + you + help >	we help you
nkusomesa	(I + you + teach >	I teach you
bandaba	(they + me + see >	they see me

etc. We shall have more exercises on this later.

## TOPIC V

### POLITE FORMS

#### ONSONYIWE SIGENDEREDDE

Please forgive me I didn't mean to

COMPETENCY: Use of polite forms

OBJECTIVE: By the end of this unit, you will be able to use these forms properly

Note some of the polite forms used in Luganda.

Weebale	-	Thank you
Ngolabye	-	Sorry for you
Kulika	-	Congratulations
Weeraba	-	Good bye
Nga Kitalo	-	What a terrible thing
Mpayo	-	Please give me
Kang'ende	-	Let me go
Onsonyiwe	-	Please forgive me
Sigenderedde	-	I did not mean to ...

#### Conversation

##### A visit to a sick friend

A: Visitor B: Sick person

A: Munnange oli otyanno kaakati?

B: Gyendi

A: Um

B: Ggwe oli otya?

B: Bulungi

A: Um

B: Um

A: Nga olabye n'obulwadde munnange

B: Ndabye n'abwo

A: Um

B: Um



- A: Kiki ekikuluma ennyo kaakati  
 B: Omusujja, omutwe, n'olubuto  
 A: i - i - ng'olabye munnange!  
 B: Ndabye naye nja kuba bulungi  
 A: Olina eddagala?  
 B: Yee nnina  
 A: Ate emmere, oyagala okulya?  
 B: Nedda saagala kulya mmere  
 A: Ate okunywa, oyagala caayi?  
 B: Nedda saagala caayi naye nywa obutunda ne sooda n' amazzi  
 A: Bakukuba empiso?  
 B: Yee buli lunaku nfuna empiso emu  
 A: Yii - yi ng'olabye munnange  
 B: Ndabye  
 A: Um  
 B: Um  
 A: Kaakati oyagala kunywa ki?  
 B: Njagala knywa lucozade  
 A: Kale ka ng'ende ndeete lucozade  
 B: Kale weebale nnyo munnange  
 A: Kale bambi, oja kuba bulungi  
 B: Kale, weeraba  
 A: Kale  
 B: Um  
 A: Nawe weeraba  
 B: Kale  
 A: Um  
 B: Um

### Vocabulary

- |     |           |       |                   |
|-----|-----------|-------|-------------------|
| 1.  | omuti     | ----- | a tree            |
| 2.  | embwa     | ----- | a dog             |
| 3.  | kkapa     | ----- | a cat             |
| 4.  | embuzi    | ----- | a goat            |
| 5.  | ente      | ----- | a cow             |
| 6.  | embizzi   | ----- | a pig             |
| 7.  | okusula   | ----- | to stay a a place |
| 8.  | Kkubera   | ----- | to help           |
| 9.  | kwogera   | ----- | to talk           |
| 10. | kutambula | ----- | to walk           |
| 11. | enyumba   | ----- | a house           |
| 12. | amaka     | ----- | a family          |
| 13. | edduuka   | ----- | a shop            |

Now try to pronounce these words on your own first. Then your teacher will help you.

1.	abalimi	-----	farmers
2.	omulimi	-----	a farmer
3.	kufumba	-----	to cook
4.	omufumbi	-----	a cook
5.	kuzannya	-----	to play
6.	ennyaanya	-----	tomatoes
7.	enva	-----	sauce
8.	caayi	-----	tea
9.	amata	-----	milk
10.	amazzi	-----	water
11.	amazi	-----	feaces (a crude word)
12.	sukaali	-----	sugar
13.	omunnyo	-----	salt
14.	enkuba	-----	rain
15.	emiti	-----	trees

#### ACTIVITY I

Listen carefully to the conversation above and do the following:

- Underline or say out all the words which you have recognised
- underline or say out all the words which you have never heard of before
- Underline or say out the the words whose meaning you can guess at
- From the context, work out the percentage of words you know and those you do not know

#### ACTIVITY II

Pronounce these words slowly and do the appropriate actions which go with them. Your teacher will help you here.

- Mu + nna + nge ng'o + la + bye - Munnange ng'olabye  
Munnange ng'olabye Munnange ng'olabye
- Nga olabye n'obulwadde munnange?  
Ng'olabye n'obulwadde munnange?  
Nga olabye n'obulwadde munnange?
- Ndabye n'abwo, Ndabye n'abwo  
Ndabye n'abwo, Ndabye n'abwo
- Ki ki + ekikuluma + ennyo + kaakati

- Kiki ekikuluma ennyo kaakati  
Kiki ekikuluma ennyo kaakati
5. Omusujja, + omutwe + n'olubuto  
Omusujja omutwe n'olubuto
  6. Naye + nja + kuba + bulungi  
naye nja kuba bulungi

### ACTIVITY III

Make a list of all the words you do not understand and ask your teacher to help you with the meaning.

### ACTIVITY IV

Discuss with your teacher or friends the meaning of words and gestures one makes or signs when one goes to visit a sick friend. Are there any similarities between the Luganda forms and your forms? Write down those features which are particularly unique and new.

### A NOTE ON STRUCTURE AND CULTURE

In Luganda, there are specific forms one uses when one wants to console or sympathise with someone in trouble.

Look at the structure of these forms.

Nga olabye = (literally) Ho I have suffered (sorry)

Nga labye = (Literally) How he/she has suffered

Nga mulabye = (literally) How you (pl) has suffered

etc.

Thus "Nga = how" in this environment, however, in other situations, it will mean something different. Note further;

Nga osoma bulungi! = How well you read

Nga nsanyuse okukulaba! = How pleased I am to see you

Nga Kitalo! = How terrible it is (This is used in case of death)

Nga mugagga! = How rich he is!

In Luganda then when someone consoles you with such forms like:

Nga olabye, you must always answer back with ndabye which is an acknowledging form.

- Thus A: Nga olabye Joseph  
B: Ndabye munnange!

There are words which makes the person you interact with feel that you do care very much about him/her. They are not only used for consoling purposes, but also for persuasive, for showing friendliness and reducing tension or formality.

These forms are:

Munnange	-	(which can be translated as "my dear one" but without the deeper English meaning)
Bannange	-	(a plural form of the above)
Bambi	-	(Poor thing!) (Your dear one!) All these are weak translations etc.
Owange	-	my dear
Mwattu	-	"You" (very informal)

#### ACTIVITY V

Can you identify the situations where you would need to use some of the above forms: Supply the correct form to fit the explanation given: (Ask your teacher to help you here).

1. You find someone who is in some pain you say:
2. You want to make someone feel closer to you, you say:
3. You have come late, and you ask for pardon = munsonyiwe ntuuse buyise
4. You have stepped on someone's toe, you say:
5. You want to pass but someone is blocking you, you say:
6. Someone has given you a gift, you say:
7. You have been invited to a meal and you have just finished eating, you say:
8. You find a group of people who are keeping vigil because of death, you say:
9. You want someone to give you a ride to town, you say:
10. You have not heard properly, you want someone to repeat what they have said, you say:
11. Someone thanks you for something, you say in return:
12. Someone consoles you about your sickness, you say in return:
13. You would like someone to pass you water in a jug, you say:
14. You pass by and see people engaged in work, you say:
15. A neighbour has just bought a car, you see him and you say:  
And he says:

Your teacher should make you go into pairs where one asks the other for the right words. The words could be chosen from the black board where the teacher has written them.

### Vocabulary

Munnagne oli otyanno?	=	my dear one, how are you
Gyendi	=	"I am there"
Kaakati	=	now
Obulwadde	=	sickness/illness
Nga olabye n'obulwadde	=	how have you suffered with the sickness(literally) I am sorry about your sickness
Ndabye	=	(I have suffered)
Ndabye n'abwo	=	(I have suffered with it)
Kiki (ki)	=	what
Kiki ekikuluma	=	what is paining you
Ddamu	=	answer/repeat
Ennyo	=	a lot/very much
Omusujja	=	fever
Omutwe	=	head/headache
n'olubuto	=	with a stomach ache
Naye	=	but
Nja	=	I will
Kuba	=	to be
Nja kuba	=	I will be
Kitalo	=	what a terrible thing (death)

### ACTIVITY VI

Listen to the tape on this unit and try to fill in the right words.  
Go over the conversation at the beginning of this unit and try to evaluate  
how many words you know now.

### ACTIVITY VII

You should go and pay a visit to a friendly neighbour and not carefully the  
words used for greeting, for making you feel at home, and for leave taking.

Fig 20



BEST COPY AVAILABLE

O: Um ... Um ...?

A: Um ... Um...

### ACTIVITY I

Try to guess at the meaning of the following words:

- a) Nsanyuse -----
- b) Okulaba -----
- c) Okukulaba -----
- d) Nange -----
- e) Nva, Ova, Ava -----
- f) Mu -----
- g) Njagala, ayagala, oyagala ---
- h) Kaakati -----
- i) Nsula -----
- j) Bungereze -----
- k) Wa? -----
- l) Ndi -----
- m) Ono, oyo -----
- n) Musawo -----
- o) Mukozi wa gavumenti --
- p) Okola, Okolera -----

### ACTIVITY II

Answer these questions:

Nze ani? -----

Ate ono Y'ani? oyo ye -----

Ate oli y'ani? -----

Ate abo, be b'ani? ----- abo be -----

So what is:

Ono	-----	These one near you
Oyo	-----	Those ones next to you
Oli	-----	Those ones far away
Abo	-----	That one not far away
Bano	-----	This one next to you
Bali	-----	That on near you.

### ACTIVITY III

Clearly explain what each of these mean:

Ono -----

Oyo -----

Oli -----

Bano -----

## TOPIC VI

### FORMAL AND EXTENDED INTRODUCTIONS

**COMPETENCY:** Talking about self, family members and others clearly

**OBJECTIVE:** Describe clearly where they and their colleagues come from, where they live currently and what they do.

Listen to this conversation:

John: Alice oli otyanno?  
 Olive: Bulungi John  
 J: Um  
 O: Ggwe oli otya?  
 J: Gyendi  
 O: Um  
 J: Um  
 O: John, oyo y'ani?  
 J: Ono ye Alfred, Alfred, ono ye Olive  
 O: Nsanyuse okukulaba Alfred  
 Alfrerd Nange nsanyuse  
 O: Um  
 A: Um  
 O: Ova mu nsi ki Alfred?  
 A: Nva mu America, ate ggwe ova wa?  
 O: Nze nva mu Bungereza  
 A: Um - Um - Um?  
 O: Um - Um - Um  
 A: Kaakati osula wa Alfred  
 O: Nzensula kabalagala  
 A: O - O -, Nze nsula mu Kampala  
 O: Oli musomesa Alfred?  
 A: Nedda ndi musawo. Ate ggwe okola mulimu ki?  
 O: Nze ndi mukozi wa gavumenti>  
 A: Um Um?  
 O: Um Um  
 O: Okolera wa Afred?  
 A: Nkolera Ntebbe, ate ggwe okolera wa?  
 O: Nze Nkolere Mmengo  
 A: Um ...?  
 O: Um ...  
 A: Kaakati okola ki wano?  
 O: Njagala kuyiga Luganda, ate ggwe  
 A: Nze njagala kutandika kukolera wano



Abo -----  
 Bali -----  
 Ono ye Martha -----  
 Ate oyo ye Mary -----  
 Naye oli ye Joseph -----  
 Abo basomesa -----  
 Bali basawo -----  
 Ata bano balimi -----

Look at this simple piece:

A: Jane, Ono ye mwana wange - Jane, This one is my child  
 Alina emyaka kkumi - He is ten years old  
 Asula Makerere nange - He stays at Makerere with me  
 Ate oyo ye mwami wange - And that one is my husband  
 Akolera mu bank - He works at the bank  
 Oli ye mukwano gwe - That one is his friend

Mukwano gwange - my friend  
 Mukwano gwo - you friend  
 Mukwano gwe - his/her friend  
 Mukwano gwaffe - our friend

#### A NOTE ON THE STRUCTURE

In Luganda, the following are the words which show possession. And they always come after the noun, not before as is the case with English>

#### **Note:**

Omukyala wange - my wife  
                   wo - your  
                   we - his/hers  
 Omwana waffe - our child  
 Omwana wammwe - your child  
 Omwana waabwe - their child

**But note:**

Abakyala bange	-	my wives
Abakyala be	-	his wives
Abakyala bammwe	-	your (pl) wives
Abakyala baffe	-	our wives
Abakyala baaabwe	-	their wives

The possessive word (my) changes when it is used in a prual noun. e.g. wange/bange.

**ACTIVITY I**

Put these into Luganda:

My child is in Kampala  
 Her child is in the shop  
 Your child is in England  
 Our children are in the house  
 Their child is in the market  
 My friend is here.

**Questions:**

(Ebibuuzo) What do they mean?


Omwana wo ali wa?  
 Abaana baffe bali wa?  
 Omwana we ali wa?  
 Abaana bammwe bali wa?

**More Vocabulary for revision**

Ono	-	this one near the speaker
Oyo	-	that one a bit removed from the speaker
Oli	-	that one quite far away from the speaker
Bano	-	theses ones next to speaker
Abo	-	those ones near the speaker
Bali	-	those ones far away
Mukozi wa	gavumenti	- a civil servant
Okolera wa	-	whre do you work
Okukulaba	-	to see you
(e) nsi	-	country
Ono wano	-	this one here
Oyo awo	-	that one there
Oli wali	-	that one over there (quite further away)
Ffe tuli wano	-	we are here
Maama wo ali wa?	-	where is your mother

Ch...  
...  
... wa?

PS 41



Asula  
wau  
nu  
nu  
cuo



BEST COPY AVAILABLE

(mother your is where)  
Maama wange ali awo - my mother is over there  
Ssentebe wa R.C. aluwa - where is the chairman of R.C.  
(Chairman of R.C. is where)

## TOPIC VI:

## FOOD AND DRINKS

OYAGALA MMERE KI?	NJAGALA KULYA MUCEERE
What food do you want?	I want to eat rice

- COMPETENCY:** Identify foods and drinks at home and markets
- OBJECTIVE:** By the end of this unit, you will be able to recognise and name the most convenient food and drink items in Uganda. And to ask for or offer certain foods and drinks in homes and public places.
- SETTINGS:** Mr. Brown has been invited for lunch at Mrs Mukasa's place. It is 12.30 noon.

(Mr. Brown has already entered the house)

- Mrs Mukasa: Ssebo tusanyuse nnyo okukulaba  
 Mr. Brown: Nange nsanyuse nnyabo.  
 Mrs Mukasa: Eradde nnyo ssebo?  
 Mr. Brown: Eradde nnyabo.  
 Mrs Mukasa: Um m  
 Mr. Brown: Um m  
 Mrs Mukasa: Osibye otyanno ssebo?  
 Mr. Brown: Bulungi nnyabo  
 Mrs Mukasa: Um m  
 Mr. Brown: Osibye otyanno nnyabo?  
 Mrs Mukasa: Bulungi  
 Mr. Brown: Um m  
 Mrs Mukasa: Um m  
 Mrs Mukasa: Abeeka bali batya ssebo?  
 Mr. Brown: Bali bulungi  
 Mrs Mukasa: Um m  
 Mr. Brown: Mmwe muli mutya eno?  
 Mrs Mukasa: Naffe tuli bulungi  
 Mr. Brown: Um m  
 Mrs Mukasa: Um m  
 Mrs Mukasa: Omukyala wo ali atya?  
 Mr. Brown: Omukyala wange ali Bungereza, ndowooza ali bulungi  
 Mrs Mukasa: Oh .... O .... O?  
 Mr. Brown: Umm Umm  
 Mr. Brown: Ate omwami wo ali atya?  
 Mrs Mukasa: Omwami wange ali bulungi kaakati.

Mr. Brown Kirungi  
 Mrs Mukasa Kale ssebo  
 Mr. Brown Um m  
 Mrs Mukasa: Um m  
 Mrs Mukasa: Ssebo nkuleetere butunda, mucungwa oba sooda?  
 Mr. Brown: Ndeetera obutunda, naye njagala sukaali mutono.  
 Mrs. Mukasa: Kale ssebo  
 Mr. Brown: Um m  
 Mrs. Mukasa: Um m  
 Mrs. Mukasa: Obutunda bunnyogoga. Nkuleetedde n'amenvu,  
 n'ebindaazi.  
 Mr. Brown: Nnyabo weebale nnyo nnyo naye sijja kulya menu  
 n'abindaazi  
 Mrs. Mukasa: I i .....i ..... i, ssebo lyako katono  
 Mr. Brown: Ka nnywe butunda bwokka.  
 Mrs. Mukasa: Kale ssebo kankomewo mangu.  
 Mr. Brown: Kale nnyabo

(After a short while)

Mrs. Mukasa: Ssebo webale emirimu  
 Mr. Brown: Kale nnyabo  
 Mrs. Mukasa: Um m  
 Mr. Brown: Naawe gyebale  
 Mrs. Mukasa: Kale ssebo  
 Mr. Brown: Um m  
 Mrs. Mukasa: Um m  
 Mrs. Mukasa: Kaakati jangu tugende tulye ekyemisana.  
 Mr. Brown: Kale nnyabo  
 Mrs. Mukasa: Ssebo gano matooke, ate buno bumonde obusiike ate  
 wano waliwo muwogo, lumonde ne kasooli. Wali  
 waliwo omuceere n'akawunga.  
 Mr. Brown: Nnyabo sooka olekere awo mmale okulaba bino.  
 Mrs. Mukasa: Kale ssebo

(After a short while)

Mrs. Mukasa: Ssebo omaze awo?  
 Mr. Brown: Yee Nnyabo  
 Mrs. Mukasa: Kaakati wano waliwo enva endiirwa, n'ennyama  
 y'ente, ney'embuzi n'enkoko. Ate awo waliwo  
 ebijanjaalo n'ebinyeebwa.  
 Mr. Brown: e .... e, ng'ofumbye nnyo nnyabo?  
 Mrs. Mukasa: i .... i, ..... nedda, sinnyo ssebo.  
 Mr. Brown: Um m  
 Mrs. Mukasa: Um m

(Mr Brown serves himself and sits down to eat.)  
Afterwards he says:

- Mr. Brown: Nnyabo ofumbye nnyo nnyo  
Mrs. Mukasa: Kale ssebo  
Mr. Brown: Umm  
Mrs. Mukasa: Umm  
Mrs. Mukasa: Ssebo jangu wano olonde ekyokunywa n'ekibala  
Mr. Brown: Kale nnyabo, nkusaba ongulire ku byokunywa  
n'ebibala bino  
Mrs. Mukasa: Gino micungwa n'obutunda, mulimu sukaali  
mutono.  
Ate buno butunda bwokka .  
Guno mubisi. Guva mu matooke gebayita Kisubi ne  
musa. Waliwo n'amenvu, ennaanansi, n'eppapaali.  
Mr. Brown: Ndwooza nja kunywa obutunda n'omubisi  
n'eppapaali ttono.  
Mrs. Mukasa: Kale ssebo  
Mr. Brown: Weebale nno nnyabo  
Mrs. Mukasa: Kale ssebo, weebale kusiima.  
Mr. Brown: Kale  
Mrs. Mukasa: Umm  
Mr. Brown: Umm

#### ACTIVITY I.

##### Vocabulary for pronunciation

Tusanyuse	-	tusanyuse	-	tusanyuse
Okukulaba	-	Okukulaba	-	Okukulaba
Omukyala wo	-	Omukyala wo	-	Omukyala wo
Omukyala wange	-	Omukyala wange	-	Omukyala wange
Ndwooza	-	Ndwooza	-	Ndwooza
Kirungi	-	Kirungi	-	Kirungi
Leeta	-	Leeta	-	Leeta
Nkuleetere	-	Nkuleetere	-	Nkuleetere
Ndeteera	-	Ndeteera	-	Ndeteera
Nkuleetere obutunda	-	Nkuleetere obutunda	-	Nkuleetere obutunda
Emicungwa	-	Emicungwa	-	Emicungwa
Ndeteera obutunda	-	Ndeteera obutunda	-	Ndeteera obutunda
Naye	-	Naye	-	Naye
Naye njagala	-	Naye njagala	-	Naye njagala
Sukaali	-	Sukaali	-	Sukaali
Bunnyogoga	-	Bunnyogoga	-	Bunnyogoga
Obutunda bunnyogoga	-	Obutunda bunnyogoga	-	Obutunda bunnyogoga
Amenvu	-	Amenvu	-	Amenvu
Amenvu n'ebindaazi	-	Amenvu n'ebindaazi	-	Amenvu n'ebindaazi

Sijja	-	Sijja	-Sijja	-	Sijja
Sijja kulya	-	Sijja kulya			Sijja kulya
Sijja kulya menu	-		Sijja kulya menu		
Lyako	-	Lyako	-	Lyako	Lyako
Lyako katono	-	Lyako katono	-	Lyako katono	
Kannywe	-	Ka nnywe	-	Ka nnywe	Ka nnywe
Kannywe obutunda	-	Ka nnywe obutunda	-	Ka nnywe obutunda	
Kankomewo mangu	-	Kankomewo mangu	-	Kankomewo mangu	
Jangu tugende	-	Jangu tugende	-	Jangu tugende	
Jangu tugende tulye	-	Jangu tugende tulye			
Ekyemisana	-	Ekyemisana	-	Ekyemisana	
Gano matooke	-	Gano matooke	-	Gano matooke	
Buno bummonde	-	Buno bummonde	-	Buno bummonde	
Waliwo muwogo	-	Waliwo muwogo	-	Waliwo muwogo	
Kasooli	-	Kasooli	-	Kasooli	Kasooli
Waliwo omuceere	-	Waliwo omuceere			
N'akawunga	-	N'akawunga	-	N'akawunga	
Sooka	-	Sooka	-	Sooka	Sooka
Sooka olekere awo	-	Sooka olekere awo	-	Sooka olekere awo	
Mmale	-	Mmale	-	Mmale	Mmale
Sooka olekere awo mmale okulaba					
Omaze	-	Omaze	-	Omaze	Omaze
Mmaze	-	Mmaze	-	Mmaze	Mmaze
Enva	-	Enva	-	Enva	Enva
Enva endiirwa	-	Enva endiirwa	-	Enva endiirwa	
Endiirwa	-	Endiirwa	-	Endiirwa	Endiirwa
Ebijanjaalo	-	Ebijanjaalo	-	Ebijanjaalo	Ebijanjaalo
Ebinyeebwa	-	Ebinyeebwa	-	Ebinyeebwa	Ebinyeebwa
Nga ofumbye	-	Nga ofumbye	-	Nga ofumbye	
Si munnyo	-	Si munnyo	-	Si munnyo	Si munnyo

## ACTIVITY II


1. To try to identify the words you know. Write them down as well as their meanings.
2. Now identify the words you can guess at. Write them down as well as their meanings.
3. Now write down those words which you do not know at all.



## ACTIVITY III

Match the words properly. Note that the words are arranged in such a way that the English translation comes on the line below the Luganda word. A few of them are done for you, but you should complete the rest. It should make a criss cross pattern.

Tusanyuse	_____	To see you
Okukulaba	_____	We are pleased
Omukyala wo	_____	My wife
Omukyala wange	_____	Your wife
Ndwooza	_____	You think
Olowooza	_____	I think
Kirungi		Bring
Leeta		It is good
Nkuleetere?		Bring for me
Ndeetera		Shall I bring for you?
Nkuleetere obutunda		Oranges
Emicungwa		Bring me pation fruits
Naye		But I want
Naye njagala		But
Sukaali		Little sugar
Sukaali mutono		Sugar
Bunnyogoga		It (passion fruit) cold
Obutunda bunnyogoga		The passion juice is cold
Amenvu		Yellow bananas and friend cookig
Amenvu n'ebindaazi		Yellow bananas
Sijja		I will not eat yellow bananas
Sijja kulya menu		I will not
Lyako		Please eat a little but
Lyako katono		Please eat some
Ka nnywe		Let me drink passion fruit
juice		
Ka nnywe obutunda		Let me drink
Ka nkomewo mangu		Lets go
Jangu tugende		Let me come back quickly
Ekyemisana		These are bananas
Gano matooke		Lunch meal
Buno bummonde		Thereis cassava
Waliwo muwogo		These are Irish potatoes
Kasooli		There is some rice
Waliwo omuceere		Maize cob
N'akawunga		First
Sooka		Maize meal
Sooka olekere awo		So that I finish
Mmaze		First stop there



BEST COPY AVAILABLE

Omaze	I have finished
Mmaze	You have finished
Enva	All type of green vegetables
Enva ediirwa	Souce
Endiirwa	Beans
Ebijanjaalo	Vegetable which is served with food
Ebinyeebwa	How have you cooked
Ngaofumbye	Groundnuts
Ngofumbye nnyo	Not so much
Si nnyo	How well you have cooked

#### A NOTE ON THE STRUCTURE

In the conversation we have just looked at, there are several structure patterns which are new and and thus need explaining.

#### The prepositions of Luganda

In Luganda, there are several types of prepositions. Some are seperate and distinct, others are fixed on to the verb. It is important to realise that the Luganda prepositions can have several different interpretations in English. e.g.

Ku	=	an/to
Mu	=	in
e	=	at

#### Examples:

Omwana agenda ku ssomero  
The child is going to school  
Omwana agenda mu ssomero  
The child is going into the school  
Omukyala atudde ku ntebe  
The lady is seated on the chair  
Ali mu nnyumba  
He is in the house  
Oli ku ki?  
What you engaged on?  
E Masaka waliyo abaana enfuuzi  
(At Masaka thereis children orphan)  
At Masaka there are orpan children

Thus, (ku) can mean (on), to and sometimes even (at)  
(Extended form of the verb)

Alternatively, some prepositions are fixed onto the verb, and they change the meaning of the verb so that it reflects the preposition feature.

**Note:**

Atambula	-	He walks/travels
Atambulira mu bbaasi	-	He travels in a bus
Okola	-	You work
Okolera wa?	-	Where do you work from?
Okolera ani?	-	Who do you work for
Nsoma	-	I read/study
Nsomera Makerere	-	I study at Makerere
Leeta	-	Bring
Ndeetera	-	Bring for me
Tufumba	-	We cook
Tufumbisa masannyalaze	-	We cook with electricity
Mulima	-	You dig/farm
Mulimisa tractor	-	You dig with a tractor

We shall look at these structures more deeply later.

**Imparatives:**

Genda	-	Go
Mugende	-	You go! (pl)
Tuula	-	sit
Mutuule	-	You sit (pl)
Soma	-	Read
Musome	-	You read (pl)
Yamba	-	Help
Muyambe	-	You help (pl)
Zannya	-	Play
Muzannye	-	You play
Saba	-	Pray
Tusabe	-	We pray/lets pray

Note that when one gives commands in Luganda, one simply uses the stem of the verb in singular first person form. Now, whone one is supposed to be addressing several people, the one should use the mu prefix and change the last vowel from a to e e.g

Sirika	-	to be quiet
Musirike	-	You (plural) be quiet

However, when we want to polite, we usually say: Let's or let me. This is done in the following manner:

Ka ng'ende	-	Let me go
Ka nkomewo	-	Let me come back
Ka nkuyambe	-	Let me help you please

In this case please is shown by (ko) at the end of the verb.

#### ACTIVITY:

#### Exercise

1. Supply the Luganda forms of the following English verbs.

To write	-----	To see	-----
To speak	-----	To wait	-----
To laugh	-----	To help	-----
To eat	-----	To take	-----
To sleep	-----	To give	-----
To arrive	-----	To call	-----
To play	-----	To pry	-----
To know	-----	To think	-----

2. Supply the imperative (Commad) forms of the above verbs in the singular and plural form.
3. Complete the following sentences by supplying the rest of the English structures.

Mugende mu katale	-	You (pl) go to	-----
Tuula ku ntebe	-	Sit	-----
Mumuyambeko	-	Please help	-----
Laba wano	-	Look	-----
Lindako katono	-	Wait	-----
Ntwala ko	-	Please take	-----
Mugambe	-	Tell	-----
Babuyite	-	Let them call	-----
Musabe	-	You (pl)	-----
Olowooza ki	-	What are you	-----
Omanyi?	-	Do you know	-----
Weebake bulungi	-	Sleep	-----

What do the following mean?

Jangu tugende	-	Come lets	-----
Jangu lulye	-	Come lets	-----
Jangu tuzannye	-	Come lets	-----
Jangu tusabe	-	Come lets	-----
Leka tugende	-	Lets	-----
Leka tukubuulire	-	Lets	-----
Leka tumulindeko	-	Lets wait for	-----
Ka tukomewo	-	Lets	-----
Ka tusome	-	Lets	-----
Ka tulabe	-	Lets	-----
Ka tutuule wano	-	Lets sit	-----
Ka tubayambeko	-	Lets us help	-----

#### CULTURAL NOTE

##### Table/Meal manners:

*Amongst the Baganda, when you pay one a visit, you may not be asked whether you would like a cup of tea. Instead, your host will prepare for you a cup of tea or orange juice and then offer it to you. It is rude to refuse this hospitality without a very good explanation. Furthermore, if you found a group of Baganda eating food, they will ask you to join them. You could join them if you want. But they will understand if you explain why you do not want to join them. When you are given food, you are expected to show your gratitude by saying:*

*Neeyanzizza - I am very gratified*

*After you have eaten the meal, you are expected to appreciate the lady's style of cooking by saying:*

*Ofumbye nnyo nnyabo  
(You have cooked a lot madam)  
How nicely you have cooked!*

*Note further that amongst the Baganda it does not look very nice if you served yourself with very little helpings. It may be interpreted that you do not appreciate or like what you see before. However do not eat something which would make you very uncomfortable simply because you want to please. Many Ugandans make some sort of wine from Bananas, sugarcane, sorghum etc. The wine or juice made from special type of bananas is called omubisi. This is not intoxicating at all but is served to visitors.*

## Vocabulary

LUGANDA	ENGLISH	PLURAL
enva	sauce	enva
a kajiiko	spoon	ebijiiko
e ssowaani	plate	essowaani
e wuuma	fork	e wuuma
e kiuungu	kitchen	e biyungu
e ffumbiro	kitchen	e ffumbiro
e kikopo	cup	e bikopo
omuliro	fire	omuliro
enku	firewood	enku
essefuliya	saucepan	essefuliya
ebbakuli	bowl	amabakuli
LUGANDA	ENGLISH	PLURAL
omulawo	mingling stick	emilawo
ekibbo	basket	ebibbo
akawempe	table mat	obuwempe
essiga	fire place	amasigga
akambe	knife	bwambe
oluwombo		empombo
entamu	cooking pot	entamu
olujjuliro	dinning place	enzijuliro
olulagala	banana leaf	endagala
omulundi	time	emirundi

Now, use questions to ask about these food items:

Ofumba nva ki? (What type of sauce are you making)	-	nfumba nnyama (I am "cooking" meat)
Ekijiiko kiriwa (Where is the spoon)	-	Kiikino Here it is.
Ate omunnyo guluwa? (And the salt, where is it?)	-	Guuguno (Here it is)

## TOPIC VII

## PURCHASING FOOD ITEMS

## NJAGALAYO EMICUNGWA

I would like some oranges

COMPETENCY: Buying items in the market /shop


SETTING: At the market place:  
A: buyer, B: Seller

- A: Osiibye otyanno nnyabo?  
 B: Bulungi ssebo  
 A: Umm  
 B: Osiibye otyanno?  
 A: Bulungi  
 B: Umm  
 A: Umm  
 B: Ssebo oyagalayo ki?  
 A: Njagalayo ebibala, obummonde, omuceere, kawo, kkaroti, bbiringanya, obutungulu, ne nnyaanya.  
 B: Oyagala bibala ki?  
 A: Njagala ennaanansi ennene emu, ne ppaapaali limu, n'amenvu.  
 B: Ennaanansi eno ya ssilingi lukaaga. Ate eppaapali lya ssilingi bitaano, amenvu, nnina aga ssiling ebisatu, ebitaano n'olukaaga buli kawagu.  
 A: Kale mpa epaapaali, ennaanasi, n'amenvu age ssilingi ebitaano.  
 B: Kale ssebo, ate obummonde oyagala kkiro mmeka?  
 A: Otunda otya buli kkiro?  
 B: Ntunda ssilingi bina buli kkiro. Oyagala kkiro mmeka?  
 A: Njagala kkiro ssatu.  
 B: Ate omuceere, kawo, n'ebibala?  
 A: Njagala omuceere kkiro ttaano ne kawo kkiro bbiri ne kaloti kkiro ssatu, n'obutungulu kkiro bbiri ne nnyaanya kkiro emu. Ssente mmeka zonna?  
 B: Kawo, ssilingi lunaana buli kkiro. Ate omuceere ssilingi lukaaga buli kkiro. Kaloti ssilingi bitaano buli kkiro ate obutungulu n'e nnyannya ssilingi lukaaga buli kkiro.  
 A: Ggwe tosalako?  
 B: Nsalako ssebo. Kaakati nkuteerewa?  
 A: Teeka wano mu kikapu



emikw. gwa,  
obutunda.  
-Sante mwa.

Buonra  
sswigi enkomi  
bbiri mu  
kitaano



BEST COPY AVAILABLE

- B: Kale ssebo. Nja kukugyiramu ssilingi bitaano.  
 A: Kale weebale. byona ssente mmeka?  
 B: Ssilingi enkumi ttaano mu bibiri.  
 A: Kale ziizino  
 B: Weebale nnyo ssebo  
 A: Kale bambi  
 B: Kale.  
 A: Weeraba  
 B: Kale  
 A: Naawe weeraba  
 B: Kale  
 A: Kale  
 B: Umm  
 A: Umm

## ACTIVITY I

## OKUBALA

## Counting

Count according to the categorised numbers as indicated:

(e.g.) 1,2,3,4,5, etc)

pronounce those loudly

(1)

Emu	1	Mu-kaaga	6
Bbiri	2	Mu-sanvu	7
Ssatu	3	Mu-naana	8
Nnya	4	Mwenda	9
Ttaano	5	Kkumi	10

(2)

Kkumi n'e mu	11
Kkumi na bbiri	12
Kkumi na ttaaano	15
Abiri	20
Abiri mu ttaaano	25
Asatu	30
Asatu mu ttaaano	35
Ana	40
An mu ttaaano	45
Ataano	50
Ataano mu ttaaano	55
Nsanvu	70
Nsanvu mu ttaaano	75
Kinaana	80
Kinaana mu ttaaano	85
Kyenda	90
Kyenda mu ttaaano	95
Kikumi	100
Kikumi mu kumi	110
Kikumi mu attaano	150

(4)

Lukumi mu kikumi	1,100
Lukumi mu bitaano	1,500
Enkumi bbiri	2,000
Enkumi bbiri mu bitaano	2,500
Enkumi ssatu	3,000
Enkumi ssatu mu bitaano	3,500
Enkumi nnya	4,000
Enkumi nnya mu bitaano	4,500
Enkumi ttaaano	5,000
Enkumi ttaaano mu bitaano	5,500
Kakaaga	6,000
Kakaaga mu bitaano	6,500
Kasanvu	7,000
Kasanvu mu bitaano	7,500
Kanaana	8,000
Kanaana	8,500
Kenda	9,000
Kenda mu bitaano	9,500
Omutwalo gumu	10,000

(3)

Bibiri	200
Bibiri mu kumi	210
Bibiri mwataano	250
Bisatu	300
Bisatu mwataamu	350
Bina	400
Bitaaano	500
Lukaaga	600
Lusanvu	700
Lunaana	800
Lwenda	900
Lukumi	1,000

(5)

Omutwalo gumu mu lukumi mu bitaano	11,500
Omutwalo gumu mwenkumi ttaaano	15,000
Emitwaalo ebiri	20,000
Emitwaalo ebiri mwenkumi ttaaano	25,000
Emitwalo ena	40,000
Emitwalo etaano	50,000
Emitwalo mukaaga	60,000
Emitwalo musanvu	70,000
Emitwalo munaana	80,000
Emitwalo mwenda	90,000
Emitwalo kkumi	100,000
Emitwalo abiri	200,000

(6)

Emitwalo kkumi mw'enkumi ttaano	105,000
Emitwalo abiri	200,000
Emitwalo asatu mw'enkumi ssatu	303,000
Emitwalo ana	400,000
Emitwalo ataano	500,000
Emitwalo nkaaga	600,000
Emitwalo nsarvu	700,000
Emitwalo kinaana	800,000
Emitwalo kyenda	900,000
Akakadde kamu	100,000

ACTIVITY II

Can you devise a method which will help you to memorise at least the first 10 numbers?

Try this one:

Fill in the right number alongside the zeros given. You may say it out loudly or write it down.

0 0 0	=
0	=
0 0 0 0 0	=
0 0	=
0 0 0	=
0	=
0 0 0 0 0	=
0 0 0	=
0 0 0 0 0 0	=
0 0	=
0 0 0 0	=
0 0 0 0 0	=
0 0	=
0	=
0 0 0 0 0 0 0	=
0 0 0 0	=
0 0 0 0 0 0 0 0	=
0 0 0 0 0 0	=
0 0	=
0 0 0 0 0 0 0 0 0	=
0 0 0	=
0 0 0 0 0 0 0 0 0 0	=
0 0 0 0 0 0	=
0 0 0 0 0 0 0 0 0	=
0 0 0 0 0 0 0 0 0 0	=

After you have mastered this, you may now imagine that each zero stands for 10, or 100, then add up and give the right figure.

### ACTIVITY III

Now match these so that you make a pattern. (Make an attempt before you check for right answers).

10	<del>Abiri muttaano</del>
25	<del>Asatu</del>
30	<del>Kkumi</del>
20	Ana mu tano
40	Ana
45	Abiri
50	Nkaaga mu ttaano
60	Ataano
65	Nkaaga
70	Kyenda
80	Nsanvu
90	Kinaana
100	Bibiri
150	Kikumi mu ataano
200	Kimumi
300	Bitano mu ataano
400	Bisatu
550	Bina
600	Lunaana
700	Lukaaga
800	Lusanvu
950	Lukumi mu bitano
1,000	Lwenda mu ataano
1,500	Lukumi
2,500	Enkumi nnya
3,000	Enkumi bbiri mu bitano
4,000	Enkumi ssatu
5,000	kasvanvu mu bitano
6000	Enkumi ttaano
750	Kakaaga
8,000	Omutwalo gumu
9,000	Kenda
10,000	Kanaana
100,000	Emitwalo kkumi

## ACTIVITY IV

Pronounce these words loudly.

Oyagala, oyagala, oyagala			
Ssebo oyagala, ssebo oyagala, ssebo oyagala			
Ssebo oyagalayo ki? Ssebo oyagalayo ki?			
Njagalayo Njagalayo Njagalayo			
Njagalayo ebibala, Njagalayo ebibala			
Omuceere,	Omuceere,	Omuceere	Omuceere
Kawo ne kaloti,	Kawo ne kaloti,	Kawo ne karoti,	Kawo ne kaloti,
Bbiringanya,	Bbiringanya,	Bbiringanya,	Bbiringanya,
Obutungulu	Obutungulu	Obutungulu	
Ennyannya	Ennyannya	Ennyannya	
Ennaanansi	Ennaanansi	Ennaanansi	
Eppaapaali	Eppaapaali	Eppaapaali	
Amenvu	Amenvu	Amenvu	
Kale mpa	Kale mpa	Kale mpa	
Obummonde	Obummonde	Obummonde	
Kiwagu	Kiwagu	Kiwagu	
Buli kiwagu	Buli kiwagu	Buli kiwagu	
Otunda otya?	Otunda otya?	Otunda otya?	
Ssilingi lukaaga	Ssilingi lukaaga	Ssilingi lukaaga	
Ggwe tosalako?	Ggwe tosalako?	Ggwe tosalako?	
Nsalako ssebo	Nsalako ssebo	Nsalako ssebo	
Nkuteere wa?	Nkuteere wa?	Nkuteere wa?	
teeka wano mu kikapu	teeka wano mu kikapu		
nja kukugyiramu	nja kukugyiramu		
Byonna ssente mmeka	Byonna ssente mmeka		
Kale ziizino	Kale ziizino	Kale ziizino	

**ACTIVITY V**

Try to identify the words you know from the above list.

Now identify the words you can guess at.

Now identify the words you have never heard or seen

Make the following lists of the words you have never heard of and then write them down in the three boxes indicated below:

Fill in this:


**A Single word in items**

Kale, Omuceere
-------------------

**B Two word phrases**

--

**C Three or more word phrases**



Does your list have items like

- |    |    |         |    |                 |
|----|----|---------|----|-----------------|
| A: | 1. | Muceere | 5. | ne              |
|    | 2. | Ebibala | 6. | -yo             |
|    | 3. | Kawo    | 7. | ennaanansi      |
|    | 4. | Kaloti  | 8. | eppaapaali etc? |

More vocabulary and phrases on food items

njagala	-	I want
oyagala	-	You want
njagalayo	-	I would like (from there)
oyagalayo	-	You want (from there) please
Oyagala ki	-	What do you want
Oyagalayo ki?	-	What do you want please
Otunda otya?	-	(How do you sell - what is the price?)
Ku kola	-	to do/work
Nkukolera Ku kola-		I do/work for you
Nkukolere ki	-	What shall I do for you?
Nkukolereyo ki?	-	What shall I do for you please?
Mpa	-	Give
Mpa ennaanansi	-	Give me a pineapple
Mpayo ennaanansie	-	Give me a pineapple from there please
Ebibala	-	Fruits
Omuceere	-	Uncooked rice



Kawo	-	Peas
Kaloti	-	Carrots
Bbiringanya	-	Egg plant
Butungulu	-	Onion
Akatungulu	-	An onion
Ennyannya	-	Potatoes
Ennene	-	a big one (pineapple)
Eppaapaali	-	r'awpaw
Amenvu	-	Yellow bananas
Obunonde	-	Irish potatoes
Ekiwagu	-	A hand of bananas
Kilo sante mmeka	-	How much is a kilo?
Buli kilo	-	Every kilo or per kilo
Kusalako	-	To reduce or cut down
Ggwe tosalako?	-	Don't you reduce a bit?
Nsalako	-	I reduce a little bit
Kuteeka	-	To put or place something somewhere
Teeka wano	-	Put/place here
Byonna	-	All of it (refers to things)
Kale ziizino	-	Alright here it is (money)
Tofaayo	-	Don't worry/Don't mind
Tonteganya	-	Don't trouble/bother me
Situnda mucungwa	-	I don't sell oranges
Siriina matooke	-	I don't have bananas
Tc balina byenyanja	-	The do not have fish
Tutulina nnyama ya mbizzi	-	We do not have meat of pigs
Tebamanyi spagetti	-	They do not know spagetti
Tetumanyi Luzungu	-	We do not know English
Mumanyi oluganda?	-	Do you know Luganda?
Nedda tetumanyi Luganda	-	No we do not know Luganda
Oseera nnyo	-	You over charge too much
Siseera	-	I do not over charge

## STRUCTUTAL NOTE

## Formation of negatives in Luganda

The Luganda negative form which can be equated to the English negative form (not) takes several forms depending on the type of pronoun used and verb form. For instance note the following:

## Negative in 1st person singular forms

Mmanyi	-	I know
Simanyi	-	I do not know
Nsoma	-	I study
Sisoma	-	I do not study
Njagala	-	I like
Saagala	-	I do not like
Nnyambala	-	I dress up
Siyambala	-	I do not dress up
Saambala		
Njogera	-	I speak/talk
Soogera	-	I do not speak/talk
Nyamba	-	I help
Siyamba	-	I do not help
Neebaka	-	I sleep
Seebaka	-	I do not sleep
Neebaza	-	I thank
Seebaza	-	I do not thank
Neerabira	-	I do not forget
Seerabira	-	I do not forget

Thus it is important to realise that the first person singular negative form must always start with an **S**. Sometimes it is **Si** - if the verb is of the **Ku** infinitive type e.g. kugenda, kulya, kulaba. Then it becomes **Saa-** if the verb is of the **kwa** infinitive form. Kwagala, kwambala, etc. It also becomes **Soo-**

If the verb is of the **Kwo** infinitive form e.g. Kwogera, kwonoona (to spoil). And lastly it becomes **See** if the infinitive form of the verb is (**kwe**) form as in kwebaza, kwesiba, kwebaka, kwerabira etc so neebaza, seebaza, neebaka, seebaka etc.

**The negative form and the 3rd person pronoun (she/he).**

Kugenda	tagenda
Kulaba	talaba
Kuyamba	tayamba
Kwojera	tayogera
Kwagala	tayagala
Kwebaka	teyebaka

In the above case, the negative form remains as *ta* irrespective of the type of the verb.

**The negative form and the 2nd person pronoun. (You)**

Kuseka	To seka
Kugula	Togula
Kulya	Tolya
Kunywa	Tonywa
Kwarabira	Tweerabira
Kwebaka	Tweebaka
Kwagala	Toyagala
Kwojera	Toyogera

- \* What are the differences which you have observed in the above two negative forms. (*ta* and *to*?)

and the negative marked remains stable when used on all plural pronouns. e.g.

Kwojera	tetwojera
Kugenda	temugenda
Kulaba	tebalaba
Kulya	te tulya
Kwoza (to wash)	te twoza
Kwerabira	te twerabira
Ketegeera	te tutegeera
Kwagala	te twagala

In all these plural cases we simply prefix the *te* form onto the verb form which contains the appropriate plural pronoun.

**Exercise**

Change the following into negative  
(Kyuusa bino mu kugaana)

Bulijjo nsoma oluganda -----  
 Amanyi okulima -----  
 Twagala kunywa caayi -----  
 Njagala kugenda mu katale -----  
 Omanyi oluganda -----  
 Baagala kutegeera luganda -----  
 Kola nnyo -----

**Vocabulary: FOR HOUSEHOLD ITEMS****NOUNS:**

LUGANDA	ENGLISH	PLURAL
ekintu	thing	ebintu
eddiro	sitting/dinning room	amaddiro
emmeeza	table	emmeeza
entebe	chair	entebe
olutimbe	curtain	entimbe
ekiwembe	carpet	ebiwembe
ekiwujjo	fan	ebiwujjo
ekitabo	book	ebitabo
essa	shelf	amasa
ekisenge	room	ebisenge
ekitanda	be	ebitanda
omufaliso	matress	emifaliso
bbulangiti	blanket	bulangiti
omutto	pillow	emitto
essuuka	sheets	amasuuka
<b>olugoye</b>	cloth	engoye
<b>endabirwamu</b>	mirror	endabirwamu
<b>effumbiro</b>	kitchen	amafumbiro
<b>a masannyalaze</b>	electricity	amasannyalaze
essigiri	charcoal stove	essigiri
essefuliya	saucepans	emasefuliya
sowaani	plate	amasowaani
ebbakuli	bowl	amabakuli
akaso	knife	obuso
etipoota	teapot	etipoota
ebbinika	kettle	amabinika
ekabada	cupboard	kabada
epaasi	flat iron	epaasi

## Now practice saying:

- A: Njagala kugula mmeza - I want to purchase a table  
B: Oyagala eno oba eri - Do you want this one or the other
- A: Njagala eri. Ya ssente mmeka? - I want that one. How much?  
B: Egula silingi emitwalo ebiri - It costs 20,000/=

## TOPIC VIII

### LIFE AND GENERAL ACTIVITIES

#### NZE NDI MUSOMESA ATE TAATA WANGE MUSAWO

I am a teacher and my father is a doctor

COMPETENCY: Narrate aspects of their lives as well as their friends relatives etc

OBJECTIVES: a) Talk about self and family members  
b) State professions, comparisons  
c) Talk about dates, time, age.

SETTING Joseph has come to visit Anne, and the two begin to talk about themselves.

J: Oli otyanno Anne  
A: Bulungi Joseph  
J: Um  
A: Ggwe oli otya?  
J: Bulungi  
A: Umm  
J: Umm  
A: Kazzi ova mu Chicago ekiri mu Amerika  
J: Nedda nze nva Ontorio mu Canada  
A: U - U - U - ?  
J: Yee - - -  
J: Ate ggwe ova mu nsi ki?  
J: a - a - a - tombulira, leka nteebe!  
A: Kale teebe. Olowooza nva mu nsi ki?  
J: Oteekwa okuba ng'ova mu Ghana  
A: Lwaki?  
J: Kubanga oyogera nga ba NnaGhana bwe boogera.  
A: Yee oteebye. Nva mu Ghana.  
J: Ova mu kibuga ki?  
A: Nva mu Lagos  
J: Uh - U - U  
A: Umm Umm  
A: Joseph, bakadde bo babeera mu Ontario  
J: Maama gyali naye taata yafa.  
A: Bambi. Taata wo yafa ddi?  
J: Kaakati emyaka ena egiyiseewo  
A: Iiiii kitalo munnange. Maama wo ali atya?  
J: Maama ali bulungi kaakati, era akola nnyo.

- A: Akola ki?  
 J: Musawo mu ddwaliro eriri okumpi n'e waffe.  
 A: O - O - O?  
 J: Umm - Umm  
 J: Ann. olina bakaddebo ne bagandabo?  
 A: Yee, bakadde bange bakolera mu Lagos.  
 J: Taata wo akola ki?  
 A: Akola mu bbanka (Manager)  
 J: Ne Maamawo wo akola?  
 A: Yee. Musomesa mu Lagos H.S.  
 J: Olina bagandabo ne bannyoko?  
 A: Nnina gaganda bange babiri ne bannyinaze babiri  
 J: Ggwe mukulu waabwe?  
 A: Nedda, Abiola ye mukulu, Nkrumah n'addako, nze ne nzirako ate kwofi y'asembayo.  
 J: Bonna basoma?  
 A: Yee, bonna bakyasoma.  
 J: Basomera kumpi n'ewammwe  
 A: Abiola ne Nkrumah bali mu University naye Kwofi asomera mu ssomero lya maama.  
 A: Ate ggwe olinayo bagandabo oba bannyoko?  
 J: Nedda nze nazaalibwa omu nzekka.  
 A: Olina bakojja ne bataata bameka?  
 J: Nnina bakojja basatu, ba maama abato basatu ne bataata bana  
 J: Ate ggwe ba kojjabo ne bataata ne bakizibwe ba- beera wa?  
 A: Ba kojja bange ababiri babeera mu Nigeria ate omu abeera ne baakadde bange. Ate ba taata bonna babeera mu kyalo kubanga balimi. Bakizibwe bange bonna tebebeera wamu.  
 J: Jjajja wo omusajja akyali wo?  
 A: Nedda bajajja abazaala maama ne taata baafa dda. Ggwe ababo weebali?  
 J: Nedda n'abange tebaliwo baafa omwaka ogwayita.  
 A: Ewammwe ggwe osinga obuwanvu.  
 J: Nedda, mukuluwange yatusinga obuwanvu ate muto wange asembayo y'asinga obumpi.  
 A: Mukulu wo alina emyaka emeka?  
 J: Alina emyaka abiri mu esatu. Addako alina abiri mu gumu, ate nze nnina abiri. Ate muto waffe alina emyaka kkumi na mukaaga.  
 A: e - mmwe mukyali bato. Nze taata wange alina emyaka nkaaga mu munaana kaakati, nga ate maama alina nkaaga mu esatu.  
 J: Anne, munnange ka ngende kaakati kubanga njagala (kupositinga) kuteeka bbaluwa ya'maama wange mu posta.  
 A: Kale bambi joseph, beera bulungi.  
 J: Kale weeraba Anne  
 A: Kale  
 J: Umm  
 A: Umm

## ACTIVITY I

Pronounce these words loudly:

Kazzi ova wa?      Kazzi ova wa?  
 Ova mu nsi ki?      Ova mu nsi ki?  
 Mbuulira -      Mbuulira      Mbuulira  
 Tombulira leka nteebe      Tombulira leka nteebe  
 Nteekwa      Nteekwa      Nteekwa      Nteekwa  
 Oteekwa      Oteekwa      Oteekwa      Oteekwa  
 Oteekwa okuba nga ova mu Ghana  
 Oteekwa okuba nga ova mu Kenya  
 Ateekwa okuba nga muva mu China  
 Bateekwa okuba nga bava mu India  
 Lwaki      Lwaki      Lwaki      Lwaki  
 Kubanga      Kubanga      Kubanga      Kubanga  
 Ayogera nga bweboogera      -      Ayogera nga bweboogera  
 Osanga      Osanga      Osanga      Osanga  
 Mpozzi      Mpozzi      Mpozzi      Mpozzi  
 Yee oteebye -      Yee oteebye      -      Yee oteebye  
 Bakadde bo babeera wa?      -      Bakadde bo babeera wa?  
 Maama gyali      -      Maama gyali      -      Maama gyali  
 Taata yafa dda      -      Taata yafa dda  
 Emyaka      Emyaka      Emyaka      Emyaka  
 Kaakati emyaka ena      -      Kaakati smyaka ena  
 Emyaka ena egiyiseewo      -      Smyaka ena egiyiseewo  
 Musawo mu ddwaliro      -      Musawo mu ddwaliro  
 Eriri okumpi n'e waffe      -      Eriri okumpi n'e waffe  
 Baganda- bo bagandako      -      Baganda -bo bagandabo  
 Bannyoko      Bannyobo      Bannyoko      Bannyoko  
 Bannyinaze      Bannyinaze      Bannyinaze  
 Bannyina      Bannyina      Bannyina  
 Alina bannyina babiri      -      Alina bannyina babiri  
 Nnina bannyinaze basatu      -      Nnina bannyinaze basatu  
 Okusinga      Okusinga      Okusinga      Okusinga  
 Ggwe osinga obukulu      Ggwe osinga obukulu  
 Bakyasoma      Bakyasoma      Bakyasoma  
 Bonna bakyasoma      Bonna bakyasoma  
 Bakizibwe      Bakizibwe      Bakizibwe      Bakizibwe  
 Kojja      Kojja      Kojja      Kojja  
 Ssenga      Ssenga      Ssenga      Ssenga  
 Kumpi      Kumpi      Kumpi      Kumpi  
 Kumpi ne'wammwe      Kumpi ne'wammwe      Kumpi ne'wammwe  
 Mu kibuga      Mu kibuga      Mu kibuga  
 Mu kyalo      Mu kyalo      Mu kyalo      Mu kyalo  
 tebabeera wamu      tebabeera wamu      tebabeera wamu



Abamu	Abamu	Abamu	Abamu
Abalala	Abalala	Abalala	Abalala
Jjajja omusajja	Jjajja omusajja	Jjajja omusajja	Jjajja omusajja
Jjajja omukazi	Jjajja omukazi	Jjajja omukazi	Jjajja omukazi
Ababo	Ababo	Ababo	Ababo
Abange	Abange	Abange	Abange
Abaffe	Abaffe	Abaffe	Abaffe
Tebaliiwo	Tebaliiwo	Tebaliiwo	Tebaliiwo
Omwaka ogwayita	Omwaka ogwayita,	Omwaka ogwayita	Omwaka ogwayita
Nze nsinga obukulu	Nze nsinga obukulu	Nze nsinga obukulu	Nze nsinga obukulu
Ggwe osinga obuto	Ggwe osinga obuto	Ggwe osinga obuto	Ggwe osinga obuto
Ye asinga obulungi	Ye asinga obulungi	Ye asinga obulungi	Ye asinga obulungi
Asembayo	Asembayo	Asembayo	Asembayo
Addako	Addako	Addako	Addako
Mukyali bato	Mukyali bato	Mukyali bato	Mukyali bato

## ACTIVITY II

Look at the meaning of the words and phrases which you have just pronounced and then use them in your own **dialogue** which you should write up. It must be similar to the one you have just read through.

Kazzi ova wa	-	By the way, where do you come from?
Ova mu nsi ki	-	Which country do you come from?
Mbuulira	-	Tell me
Tombuulira	-	Don't tell me
Leka nteebe	-	Let me guess
Oteekwa	-	you must
Ateekwa okuba nga ava mu Ghana	-	He must be coming from Ghana

Lwaki	-	Why
Kubanga	-	Because
Osanga	-	May be
Oteebye	-	You have guessed
Bakadde bo	-	Your parents
Babeera wa	-	Wher do they live
Mpozzi	-	Perhaps
Maama gyali	-	Mother is there
Taata yafa dda	-	Father died long ago
Kaakati emyaka ena	-	Now it is four years
Emyaka ena giyiseewo	-	It is four years which have passed
Musawo mu ddwaliro	-	He/she is a doctor in a hospital
Eri	-	Which is at
Eri okumpi n'ewaffe	-	Which in near ours
Baganda-bo	-	Your siblings (same sex)
Bannyoko	-	Your siblings (opp. sex)

Bannyinaze	-	My siblings (opp. sex)
Alina bannyina babiri	-	He has two sisters
		She has two brothers
Nnina bannyinaze basatu	-	I have three sisters or
		I have three brothers
Okusinga	-	to be best of all
Ggwe osinga obukulu	-	Are you the eldest?
Y'asinga obuto	-	Is she the youngest?
Be basinga obungi?	-	Are they the majority?
Nze nsinga	-	I am the best
Bakyasoma	-	They are still at school
Bakyala	-	They are still eating
Bakyatambula	-	They are still walking
Mukyatu yamba	-	You are still helping us
Bonna	-	All of the
Bokka	-	(They) only
Ffekka	-	(we) only
Mmwekka	-	(you) only
Nzekka	-	(I) only
Kizibwe	-	Cousin
Ssenga	-	paternal aunt
Kojja	-	maternal uncle
Bataata	-	paternal aunties
Bamaama	-	maternal aunties
Kumpi	-	near
Kumpi n'e wammwe	-	near to your place
Mu kibuga	-	In the town/city
Mu kyalo	-	In the village
Tebabeera wamu	-	They do not stay together
Abamu	-	Some of them
Abalala	-	Others
Ababo	-	Yours (people)
Omwaka ogwayita	-	Last year
Abange	-	My people
Ababe	-	Your people
Abaffe	-	Our people
Tebaliiwo	-	They are not there
Okusemba	-	To be the last
Asembayo	-	He comes last
Addako	-	He comes next

## ACTIVITY III

## STRUCTURAL NOTE

## The still form

Look at these sentences:

Omukyala afumba mmere	-	The wife is cooking food
Omukyala akyafumba mmere	-	The wife is still cooking food
Nsoma Luganda	-	I am studying Luganda
Nkyasoma Luganda	-	I am still studying Luganda
Ali mu katale	-	He is in the market
Akyali mu katale	-	He is still in the market

Notice that the -kya form can be equated to the word still in English.

## Comparatives

Okusinga - to be more/better than

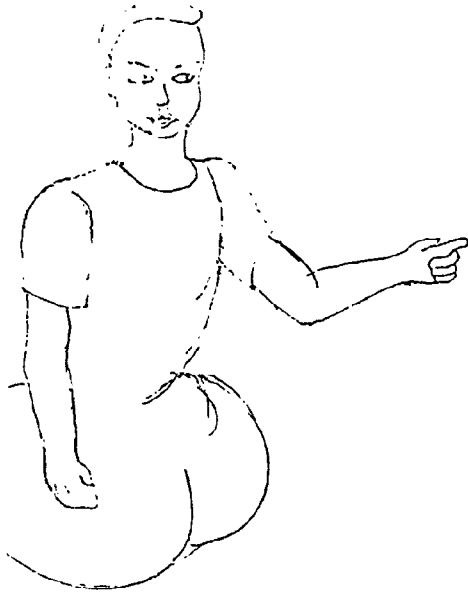
Ani asinga obunene?	-	Who is the biggest?
Ggwe osinga obugezi?	-	Are you the cleverest?
Ani akusinga obuwanvu	-	Who is taller than you?
Omwana wange ye asinga obulalu.		My child is the most wild of them all
Omwami wo ye atusinga (y'atusinga) obugagga	-	Your husband is the richest of us all

Look at this also.

Kasalina munene	-	Kasalina is big
Mary munene nnyo	-	Mary is very big
John ye asinga (y'asinga) obunene	-	John is the biggest
Rose mulwadde	-	Rose is ill
Margaret mulwadde nnyo	-	Margaret is very ill
Monique ye asinga (y'asinga) obulwadde	-	Monique is the most ill.

## Colours

Ennyumba yo y'a kitaka	-	Your house is brown
Ekiteteeyi kye kya kyenvu	-	Her dress is yellow
Ensawo yange myufu	-	My bag is red
Radio yaffe nzirugavu	-	Our radio is black
Sikaati yo ya bululu	-	Your shirt is blue
Essaati ye ya kikuusi kuusi	-	His shirt is grey
Empale yo ya kiragala	-	Your trouser is green
Ekkooti ye njeru	-	His coat is white



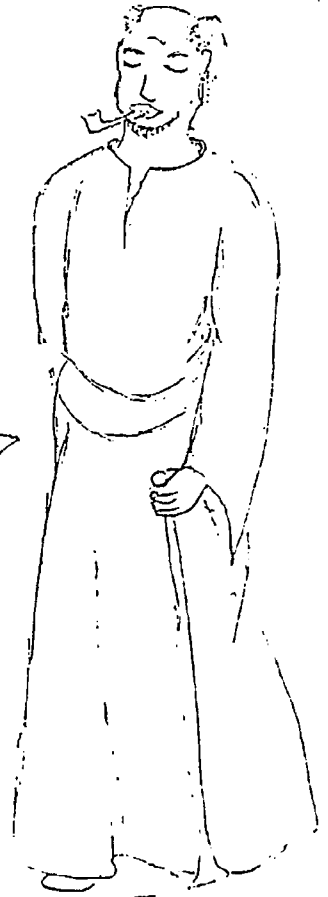
omuwala.



moarra



kizicue



Jajjo.

Name these now.

Kitaka, kyenvu, myufu, nzirugavu, bululu, kikuusikuusi, kiragala, njeru

ACTIVITY IV

Now describe the colours of the items in your class or room as well as dressing items

Look at these adjectives:

- ne ne -	-	kinene	munene	banene
	-	a big thing	a big person	big people
- tono	-	kitono	mutono	batono
small	-	a small thing	small person	small people
-wanvu	-	kiwanvu	muwanvu	bawanvu
	-	a tall thing	tall person	tall people
-mpi	-	kimpi	mumpi	bampi
	-	a short thing	a short person	short people
-gezi	-	kigezi	mugezi	bagezi
	-	a clever thing	a clever person	clever people
-siru	-	kisiru	musiru	basiru
	-	a stupid thing	a stupid person	stupid people
-gagga	-	mugagga	bagagga	
(rich)	-	a rich man	rich people	
- avu (poor)	-	mwavu	baavu means poor people-	
	-	(a poor man)		
lungi	-	kirungi	mulungi	balungi
(good)	-	a good thing	a good man	good people
-bi	-	Kibi	mubi	babi
(bad)	-	a bad thing	a bad man	bad people

## TOPIC IX

### HEALTH/FRIENDSHIP/HOME

#### OLWALEERO LUNAKU KI?

What is the day today

- COMPETENCY:** Describe daily activities according to weather, time and other situations.
- OBJECTIVES:** Express activities done on daily basis. Identify type of climatic conditions and be able to convey all this in a letter form. Talk/write about activities which take place and describe climate and vegetation in a simple fashion.
- SETTING:** Writing a letter to your friend in another country explaining about your daily routine, the climatic condition and seasons.

A letter from John to his friend -  
(Ebbaluwa John gyawandiikidde mukwano gwe)

C/o Mr. Musoke  
P.O. Box 5286  
Kampala  
Uganda.

Munnange James,

Oli otyanno ennaku zino. Ate bakadde bo ne baganda bo bali batya? Muto wo yagenda mu University kaakati, oba tannaba? Ate mwannyoko Alice ali atya? Olowooza akyanzijukira? Bw'oba omulabye mugambe nti nze mulowoozaako nnyo.

Munnange ffe tuli eno e Uganda. Ensi eyawukanira ddala okuva ku yaffe. Abantu basanyufu era baagala nnyo okuyamba abagenyi, Kyokka boogera nnyo oluganda ate nga nze nkyali muyizi buyizi. Oluusi ndowooza nti bansekerera so nga ate baseka byabwe.

James, ndowooza oyagala nkubuulire ebintu byentera okukola buli lunaku. Munnange nzuukuka ku ssaawa kkumi n'abbiri n'ekitundu buli nkyo. Bwemmala okunaaba n'okusenya amannyo neneefumbira ekyenkya. Ntera kulya omugaati oguliko blue band n'omubisi gwe'- njuki

ne kaawa omuka nga temuli mata na sukaali. Ku ssaawa bbiri mba mmaze okutegeka ebintu mu kisenge kyange. Ngenda okusoma oluganda ku ssaawa bbiri n'ekitundu. Tusoma oluganda okuva ku ssaawa bbiri n'ekitundu okutuusa ku ssaawa nnya n'ekitundu. Tugenda netunywayo ekikopo kya caayi ne ka keeke oba ekintu ekirala. Tuddamu okusoma okuva ku ssaawa ttaano okutuusa ku ssawa mu kaaga n'ekitundu. Olwo nno netugenda tufuna ekyemisana. Bwetumala tuwummulamu katono netuddayo okusoma oluganda oba ebirala ku ssaawa munaana. Tumala ku ssaawa kkumi netufunayo ekikopo kya caayi. Okuva ku ssaawa kkumi n'ekitundu twekolera byaffe okutuusa ku ssaawa emu ey'ekiro. Tulya ekyeggulo ku ssaawa emu yennyini era bwetumala, buli omu nakola kyayagala. Nze ntera kwebaka ku ssaawa ttaano n'ekitundu nga mmaze okusomako n'okukola ebirala.

Munnange James nafunayo mikwano gyange ebiri omu ye john Mbiti, ate omulala ye Susan Mukasa. Bombi bakyali bavubuka. Tunyumya nnyo nabo era basanyusa.

Naye kaakati mmwe muli mutya eyo? Ebintu bakyabiseera nnyo? Taatawo baamuwummuza nga bwe yali alowooza? Ebiseera by'obutiti bitandise kaakati?

Eno mu Uganda ensi nnungi nnyo, eriyo ebimuli bingi nnyo ebya langi zonna. Eriyo n'emiti mingi, ensozi n'obusozi, emigga ne nnyanja ennene ennyo (L. Victoria). Enkuba etera okutonnya ate amangu ago omusana negwaka!! Abantu abasinga balimi era ebitooke bingi nnyo kubanga bafunako emmere ate ne batunda amatooke. Balina emmere endala gyebalima nnyingi. Nga lumonde, muwogo emmere ey'omuttaka n'ebirala. Ebibala birungi nnyo ate nga bingi. Nze njagala nnyo ennaanansi obutunda n'emiyembe.

Naye nno munnage James, oluusi amasannyalaze gavaako okumala ebbanga eddene. Oluusi amazzi tegajja olwo tugula buguzi. Eby'okulya nga cheese, hamburger, pizza n'ebirala ebyo si bingi. Obudde buli butya eyo kaakati?L

Munnange ndowooza kankome wano. Ebbaluwa yange mpanvu nnyo. Bambi nziraamu ombuulire obulamu bwebuli.

Nze owuwo ddala  
John Baxtes  
C/o ...Mr. Musoke.  
Box 5286, Kampala.....  
Uganda.

## ACTIVITY I

- i) Write a simple letter in English to a friend of yours explaining to him about your daily chores here in Uganda, the people, vegetation and climate etc.
- ii) Now try to translate those words you have written into luganda
- iii) Write down the words and structures which you can not translate in Luganda at all.
- iv) At the end of this unit you will cross check to see if you can translate your entire letter into luganda. do not worry if you can not translate your entire letter. You will be able to do this later on.

## ACTIVITY II

Now, look at the following words/phrases which have been matched with their English equivalents and try to write up your letter in Luganda to your Ugandan friend/teacher describing how you carry out your daily chores at home (Britain - America). The vegetation, climatic conditions etc.

Kaawa omuka nga temuli sukaali	-	Strong coffee without sugar
Omubisi gw'enjuki	-	Honey
Munnange	-	My dear
Ennaku	-	Days
Ennaku zino	-	These days
Obudde buli butya?	-	How is the weather?
Bakadde	-	Your parents
Mmaze	-	I have finished
Baganda bo	-	Your sibling (same sex)
Mutowo	-	Your younger sibling
Obudde bunnyogoga	-	The weather is cold
Yagenda	-	He/she went
Oba	-	Or
Nsuubira oli bulungi	-	I hope you are well/fine
Tannaba	-	He/she hasn't finished
Mwanyoyoko	-	Your sibling (opp. sex)
Mmanyinaze	-	My sibling (opp. sex)
Mwanyina	-	His/her sibling (opp. sex)
Olowooza	-	You think/do you think
Okyanzijukira	-	She remembers me?
Bw'oba	-	If/In case



Baakisa era bayamba -	They are kind and helpful
Mugambe -	Tell him
Kaakati bissera bya nkuba -	It is a rainy season now
Nti -	That
Okutegeka -	To arrange
Mmulowoozaako -	I think of him/her
Ensi eyawukanira ddala okuva -	The country is quite different from
Abantu basanyufu -	People are pleasant/happy
Kaakati biseera bya kyeya -	It is now dry
Kyokka -	But
Nkyali muyizi -	I am still a student
Oluusi -	Sometimes
Bansekerera -	They laugh at me
Baseka byabwe -	They are laughing at their own jokes
Nkubuulire -	Shall I tell you
Ebintu bye ntera okukola -	Things which I usually do
Nzuukuka ku ssaawa kkumi n'abbiri -	I get up at 6.00 p.m.
Oguliko -	Which has on

## ACTIVITY III

Translate this letter into Luganda.  
You should first study the vocabulary you have just been given.

Address

Date

Dear Susan,

How are you these days?

I hope you are fine. How are your people at home? How are the children and your husband? I am quite fine, but I am working hard. I am studying Luganda because I want to talk to people. The people here speak a lot of Luganda and sometimes I think that they are laughing at me. They are quite pleasant and kind hearted and helpful.

My younger sister and brother are here with me now. My sister is a doctor, and my brother is a teacher like me. They say that they like Uganda a lot. They like the trees, the flowers and the rain and sunshine. They are very happy.

Now Susan, do you still remember Joseph my friend? He writes to me and tells me what he is doing. He says that he likes the food and fruits very much. But he does not know how to cook matooke or rice.

Alright them. Good bye.

Yours  
K.M.N

**Structural explanation**

More about the Noun classification systems and its implication in the grammar of Luganda.

Look at the sentences below.

**More Possessive Pronouns**

(O-mu) Omwana wange ali bulungi	-	My child is well
(A-ba) Abaana bange bali bulungi	-	My children are well
(E-ki) Ekikopo kyange kiri ku mmeza	-	My cup is on the table
(E-bi) Ebikopo byange biri ku mmeza	-	My cups are on the table
(E-N) Essowaani yo eri mu ffumbiro	-	Your ... in the kitchen
(E-N) Essowaani zo ziri mu ffumbiro	-	You ... the kitch.



**ACTIVITY IV**

Now try to use the words you have fitted into the various classes in simple sentences.

e.g. Omusawo wange akola nnyo  
(my doctor works hard)

**Relative pronouns (object case)****ACTIVITY V**

Study these sentences;

Omwana gw'alina mulwadde  
The child whom she has is sick  
Abaana b'alina balwadde  
The children whom she has are sick  
Omucungwa gw'atunda mubi  
The orange which he is selling is bad  
Emicungwa gy'atunda mibi  
The oranges which he sells are bad  
ekitabo ky'asoma kyange  
The book which he is reading is mine  
Ebitabo by'asoma by ange  
The boos which he is reading are mine

Ensawo gy'akutte ya kitaka  
The bag which she is holding is brown  
Ensawo z'atunda nkadde  
The bags which he sells are second hand.

Note particularly the fact that.

gw'(a)  
b'(a)  
gw'(a)  
gy'(a)  
ky'(a)  
by'(a)  
z'(a)

are all serving the same function of connecting two or more ideas.

e.g. The child whom you spanked .....  
The table which you bought .....  
The book which you want .....  
The oranges which he sells are .....

Try to make up more sentences.

You should start by contracting on noun class e.g.

Translate these into English

Omusawo gw'asomesa wange  
Abasawo b'abuulira balungi  
Abayizi b'ayita bagezi  
Abalimi betuyamba basanyuse  
Omulimi gwetuyamba mulungi  
Abakyala betulaba bulijjo ba Faransa  
Omukyala gwebayamba mulwadde.

Note that the **relative pronoun** which connects ideas should be *gu/ba* in the above sentence but they change to *gwa* and *ba* because they are attached to vowels like *a o* etc. When these pronouns are replaced by *tu, ba, mu*, then *be* and *gwe* are used.

#### CULTURAL NOTE

*Styles of writing letters.*

*In Luganda when you are addressing an important person whether orally or in writing then the following terms are used:*

<i>Ssebo</i>	-	<i>Sir</i>
<i>Nnyabo</i>	-	<i>Madam</i>
<i>Ow'ekitiibwa</i>	-	<i>his/her highness/excellence</i>
<i>Mwami</i>	-	<i>Mr.</i>
<i>Mukyala</i>	-	<i>Mrs\</i>
<i>Ssebo ow'ekitiibwa</i>	-	<i>Your excellence Sir,</i>

Ssebo ow'ekitiibwa Kattikiro - *Your excellence the Prime Minister*  
 Ssebo Kitaffe mu Katonda - *Our father in God (for bishops, etc.)*  
 Munnange - *My dear*  
 Owange - *My dear (very casual)*  
 Owange James - *Hey James*  
 etc.

*In many cases people begin letter by carrying warm salutations with the words:*

*Nkulamusizza nnyo*

*or Mbalamusizza nnyo*

*These words are in perfective form and they imply that the writer has sent very warm salutations. However, please take note of the fact that the above form is used onto someone you know quite well.*

*When one wants to end a letter in Luganda, the following phrases could be employed.*

*Nze akussaamu ekitiibwa - respectively yours*

*Munnowo - Yours*

*Nze akwagala - Lovingly*

*Nze akulowoozaako ennyo - I who thinks of you greatly)*

*Nze owuwo ddala - Yours trully*

*Owuwo Yours*

*etc.*

## VOCABULARY

### NOUNS

LUGANDA	ENGLISH	PLURAL
Yesu	Jesus	-
Olunaku	Day	ennaku
Omukozi	Worker	abakozi
Omwezi	Month	emyezi
Omwaka	Year	emyaka
Amefuga	Independence	amefuga
Wiiki	Week	wiiki
Ekkansa	Church	amakanisa
Ssekukakulu	Christmas	sekukakulu
Amazaalibwa	Christmas	amazaalibwa
Omukristaayo	Christians	abakuristaayo
Omuserikale	Soldier	abaserikale

LUGANDA	ENGLISH	PLURAL
Bufaransa	France	-
Omujulizi	Martyr	abajulizi
Olubuto	Stomach/tummy	embuto

## VERBS

LUGANDA	ENGLISH
Okukerewa	to be late/delay
Okuwummula	to rest
Okukkiriza	to believe in/accept/admit

## ADJECTIVES/NOUNS

Ennaku	sadness
Ssanyu	joy
kikereezi (Adverb)	late

## Days of the week

Ordinary numbers are used in the counting of the days of the week, i.e. 1st 2nd etc.

Olwokusooka	Monday
Olwokubiri	Tuesday
Olwokusatu	Wednesday
Owokuna	Thursday
Olwokutaano	Friday
Olwomukaaga	Saturday
Olwomusanvu	Sunday

### Amanyi g'emyeezi (Names of the month)

Nowadays Luganda uses the English calendar, the English names were borrowed and assimilated into Luganda. Sometimes ordinal numbers are used. However, the Baganda of the past had segmented the year according to specific activities and climatic weather conditions.

LUGANDA	ENGLISH	ORDINAL NUMBERS
Janwali	January	ogusooka
Febulwali	February	ogwokubiri
Maaki (Maaci)	March	ogwokusatu
Apuli	April	ogwokuna
Maayi	May	ogwokutaano
Juni	June	ogwomukaaga
Julayi	July	ogwomusanvu
Agusito	August	ogwomunaana
Sebutemba	September	ogwomwenda
Okitobba	October	ogwekkumi
Novemba	November	ogwekkumi n'ogumu
Desemba	December	ogwekkumi n'ebiri

### ACTIVITY III

Try to memorise these words and make up your own descriptive sentences on them.

1. Taata father
2. Maama mother
3. Abaana children
4.
  - a) Omutabani son
  - b) Omuwala daughter
  - c) Omuggulanda first born
  - d) Omuggalanda last born



## Abantu ab'oluganda: (close relative)

1.	Taata omuto	Paternal uncle
2.	Senga	Paternal aunt
3.	Maama omuto	Maternal aunt
4.	Jjajja omusajja	Grand father
5.	Jjajja omukazi	Grand mother
6.	Kizibwe	Cousin
7.	Mukoddomi	Son-in-law
8.	Mukaamwana	Daughter-in-law
9.	Ssezaala	Father-in-law
10.	Nnyazaala	Mother-in-law
11.	Muzukulu	Grandchild
12.	Mulamu	Sister-in-law

## NOUNS SHOWING RELATIONSHIPS ETC

LUGANDA	ENGLISH	PLURAL
omwana	child	abaana
omulenzi	boy	abalenzi
omuwala	girl	abawala
olutalo	war	entalo
embaga	wedding	embaga
mukwano	friend	emikwano
oluganda	relationship	enganda
omulongo	twin	abalongo
mulekwa	orphan	bamulekwa
nnamwandu	widow	banamwandu
semwandu	widower	basemwandu
ekitiibwa	honour	ebitiibwa
omuzadde	parent	abazadde
olumbe	funeral/ funeral rites	Ennyimbe
omukazi	woman	bakazi
omusajja	man	basajja
empisa	behaviour	empisa

## VERBS

LUGANDA	ENGLISH
okuzaala	to give birth
okufumbirwa	to get married (a woman)
okuwasa	to get married (a man)

LUGANDA	ENGLISH
okufa	to die
okwanjula	to introduce (somebody)
okutegeera	to understand (to know about something)
okuyita	to call (to be known to somebody)
okutta	to kill
okuttibwa	to be killed
okujjukira	to remember

**NOTE:**

Omuyita otya = "how are you related?"  
Lit: How do you call him/her?

**ADJECTIVES**

-lungi	good
-bi	bad
-nene	big
-tono	small
-to	young
-kulu	important/elder/grown up
-sanyufu/sanyuse	happy
-nnakuwavu	sad

**\*Note:**

The prefix attached to the adjective corresponds to the noun prefix of the preceding noun.

**DRILLS**

Practice the following compound words formed from the noun plus the possessives:

Taata	-	(Father)
Kitange	-	my father
Kitaawo	-	your father
Kitaawe	-	his father
kitaffe	-	our father
Kitammwe	-	your father
Kitaabwe	-	their father
Taata wa Mukasa	-	Mukasa's father

Maama	-	(Mother)
mmange	-	my mother
nnyoko	-	your mother
nnyina	-	his/her mother
nnyaffer	-	our mother
nnyamwe	-	your mother (pl)
nnyaabwe	-	their mother
nnyina Mukasa	-	Mukasa's mother
nnyina wa Mukasa	-	
Kkoja	-	(Maternal uncle)
Ssengange	-	My maternal aunt
Ssengaawo	-	your maternal aunt
Ssengaawe	-	
Ssengaffe	-	
Ssengammwe	-	
Ssengabwe	-	
Ssenga wa Mukasa	-	

Jjajja	-	(Grandparent)
Jjajjange	-	my grandfather/mother
Jjajjawo	-	
Jjajjaawe	-	
Jjajjaaffe	-	
jjajjamwe	-	
Jjajjaabwe	-	
Jjajja wa Mukasa	-	
Bba jjajjange	-	husband of my grandparent
Muka jjajjange	-	wife of my grandparent

## TOPIC X

### TRANSPORTATION

#### LUNO OLUGUUDO LUTUUKA WA?

This road/street reach where?  
Where does this road reach up to?

**COMPETENCY:** Ask, give, and follow directions

**OBJECTIVES:** Ask, for directions  
Locate places  
Give instructions/directions  
Asking for clarity and giving appropriate answers.

**SETTING:** On the street (Kampala street)  
Jane wants to identify several places and he asks several people for directions:

Jane: Ssebo osiibye otyanno?  
Stranger: Bulungi nnyabo  
Jane: U m m  
Stranger: U m m  
Jane: Ssebo wano bayitawo batya?  
Stranger: Wano bayitawo city square  
Jane: Umm - Umm -?  
Stranger: Umm - Umm  
Jane: Kaakati mbadde njagala kugerida mu katale k'e Nakasero, ntuukayo ntya?  
Stranger: Tambula ogende mu maaso katonu, okutuusa lwo'n'otuuka ku nkulungo. Emmotoka nnyingi eziserengeta nga zigenda ku Car Park. Mmotolea we zisimba Waliwo Uganda Pharmaceuticals Limited.  
Jane: Otyo ...?  
Stranger: Serengetera ddala otuuke ku nkulungo eyokubiri  
Jane: Ntegedde, otyo ...?  
Stranger: Kaakati sala ekkubo oyongere okuserengeta. Otambulako katonu nga otuuka ku park y'emmotoka ezipangisibwa. Ku mukonogwo ogwa kkono weewali akatale ne Nakasero. Ate bw'osala oluguudo nga ovudde mu katale ka waggulu ogende mu katale ka wansi.

- Jane: Weebale nnyo ssebo kaakati bwe mmala okugula ebintu,  
nnyinza okufuna emmotoka eziraga ku taxi park?  
Stranger: Yee - Taxi nnyingi ziyimirira ku katale. Naye  
weegendereza, ababbi bangi.  
Jane: Ogambye otya? Ababbi bangi? Babbi ki?  
Stranger: Abavubuka bangi abatambulatabula nga tebalina  
kyebakola. Basala ensawo z'abakazi oluusi n'abasajja.  
Jane: Munnange weebale kumbulirako!  
Stranger: Kale bambi, beera bulungi  
Jane: Kale, nawe beera bulungi  
Stranger: Kale  
Jane: Umm  
Stranger: Umm

## ACTIVITY I

Try to translate the following into English verbally and to give appropriate answers.

1. Ogenda wa kaakati? .....
2. Ogenda kukola yo ki? .....
3. Lwaki .....
4. Akatale ke Nakasero kali Masaka? .....
5. Akatale ke Nakasero kali ludda wa? .....
6. Ate Post Office eri ludda wa? .....
7. Post Office eri kumpi ne Car Park? .....
8. Erinaanye ki? .....
9. National Theater eri ku luguudo ki? .....
10. Erinaanye Radio Uganda .....
11. Ogendera mu taxi ki ngi, ogenda ku National Theatre?  
.....
12. Mu taxi batwala ssente mmeka okutuuka ku National Theatre  
.....
13. Taxi ezigenda Entebbe zibeera wa? .....
14. Ate ezigenda ebutabika oba e Luzira zibeera wa?  
.....

## ACTIVITY II (IMAGINATIVE)

You would like to give directions to someone who wants to visit some good shops in Kampala to purchase material and other things. Read through the following and then write out your own dialogue:

Wano bayitawo batya?

Lit Here they call it what  
what do they call this place

- 2 Mbadde njagala kugenda  
Lit I have been wanting to go  
(I would like to go)
3. Ntuukayo ntya?  
Lit I arrive there how  
(How do I arrive there)
4. Tambula ogende mu maaso katonu  
Lit. Walk, so that you go in front a little  
(continue on, right in front a little bit)
5. Okutuusa lw'onotuuka ku nkulungo  
Lit. Until when you reach at the round about  
(until when you arrive at the round about)
6. Emmotoka nnyingi eziserengeta  
Lit. The cars many which roll down  
There are many cars which go down
7. Nga zigenda ku car park  
Whilst going to the car park
8. Waliwo Uganda Pharmaceuticals
9. Sserengepsa ddala  
Go down completely
10. Otuuke  
So that you may arrive at/reach at
11. Ku nkulungo ey'okubiri  
On the second roundabout.
12. Otyo ----- That is right
13. Ntegedde ----- I have understood
14. Sala ekkubo ----- cross the road
15. Oyongere ----- So that you may continue
16. Oyongere okuserengeta ----- So that you continue to go down
17. Otambulako katonu  
You talk on a little bit
18. Nga otuuka ku park y'emmotoka  
And the you arrive at the park of the motor cars
19. Ku mukono ogwa kkono  
Lit On the hand left  
On the left hand side
20. Weewali akatale ke Nakasero  
Lit. That is where there is the market of Nakasero  
That is where the market is
21. Ate bw'osala oluguudo  
And when you cross the road
22. Ng'ovudde mu katale ka waggulu  
As you come from the market of the upper side
23. Mu katale ka wansi  
In the market of the lower side
24. Bwe mmala okugula ebintu  
When I finish buying things

25. Nyinza okufuna - would I be able to get ....  
 26. Okuyinza - to be able  
 27. Okufuna - to get, to obtain, to receive  
 28. Taxi eziraga mu Park  
 29. Olaga wa? - where are you heading to  
 30. Ndaga mu kibuga - I am heading towards town  
 31. Taxi nnyingi ziyimirira ku katale  
 Lit Taxi many they stop at the market  
 Many taxi stop at the market  
 32. Weegendereze - Be careful about  
 33. Weegendereze ababbi - Be mindful of thieves  
 34. Ogambye otya?  
 Lit (you have said what?  
 What have you said  
 35. Abavubuka abatambulatabula  
 The youths who walk about  
 36. Nga tebalina kye bakola  
 Whilst they do not have anything they are doing  
 37. Basala ensawo z'abakazi, oluusi n'abasajja.  
 They cut the handbags of women and sometimes of men.  
 (They rob women and steal money from their handbags.  
 38. Munnange weebale kumbulirako  
 My friend thank you for telling me.

## ACTIVITY III

Note these and start using them in your own sentences.

Read them aloud first.

- Abantu bangi - many people  
 Abayizi bangi - many students  
 Abalimi bangi - many farmers  
 Abasomesa bangi - many teachers  
 Ennaku nnyingi - many days or a lot of sorrow and suffering  
 Entebe nnyingi - many chairs  
 Emmotoka nnyingi - many cars  
 Amazzi mangi - a lot of water  
 Amafuta mangi - a lot of paraffin  
 Amatooke mangi - a lot of bananas  
 Amalwaliro mangi - many hospitals  
 Ebitabo bingi - many books  
 Ebintu bingi - many things  
 Ebikopo bingi - many cups  
 Ebisolo bingi - many animals  
 Emiti mingi - many trees  
 Emikeeka mingi - many mats

Emisota mingi	-	many snakes
Emigga mingi	-	many rivers
Obutto bungi	-	a lot of cooking oil
Obuso bungi	-	many knives
Obuwunga bungi	-	a lot of maiza flour
Obuyambi bungi	-	a lot of help

#### ACTIVITY IV

Now use the above sentences in a structure as indicated below.

- Ewaffe waliyo abantu bangi  
(At our there are) (people) (many)  
Ewammwe waliyo abayizi .....  
(At yours)  
Ewaabwe waliyo entebe .....  
(At theirs)  
Ewuwo waliyo amatooke .....  
(At yours)  
Mu katale eriyo ebintu .....  
(In the market there are things)  
Mu nnyumba yo mulimu ebitabo .....  
(In your house there are books)  
Ku dduuka eriyo ebikopo.....  
(At the shop there are cups)

Now add on 10 more sentences using the above patterns

#### ACTIVITY V

Answer in Luganda (Ddamu mu Luganda)

1. Main Post Office eri ku luguudo ki?
2. Akatale k'e Nakasero kali wa?
3. Okuva Entebbe okutuuka e Kampala ssente mmeka mu taxi
4. Okuva e Kampala okutuuka e Jinja ssente mmeka mu taxi?
5. Lake Victoria Hotel eri luddawa?
6. Ate Sheraton Hotel eri ludda wa?
7. Omanyi edduuka eririmu engoye ennungi?
8. Omanyi wawe batunda ebibala ebirungi?
9. Omanyi wawe batunda omuzigo.
10. Bakadde bo babeera wa? Mu kibuga oba mu kyalo?
11. Ekkubo erigenda e Mulago mu ddwaliro liri wa?
12. Taxi ezigenda Entebbe zibeera wa?



## ACTIVITY VI

Complete these:

- |  |  |
|--|--|
| A: Jane ogendawa                                 | B: Ng'enda .....   |
| A: Kukola ki?                                    | B: Njagala kugula .....  |
| A: Oyagala bingi oba bitono                      | B: Njagala .....   |
| A: Nange njagala kugula<br>bibala                | B: Kale jangu<br>tugende tugule .....  |
| A: Ebibala ebirungi biri<br>ludda wa Jane?       | B: Bibeera .....   |
| A: Ogambye otya?                                 | B: Ngambye nti bibeera .....   |
| A: Tebaseera nnyo?                               | B: Oluusi baseera abazungu<br>Naye ggwe tebayinza ku<br>kuseera                |
| A: Shaa, Lwaki?                                  | B: Kubanga oli nange   |
| A: Bw'omala okugula<br>ebibala ng'oddayo<br>eka? | B: Nedda njagala kugenda ku ka<br>ka wooteri akali okumpi ne<br>Bank ya Baroda |
| A: Oyagala kunywa sooda?                         | B: Nedda njagala kunywa caayi  |
| A: Tugende ffembi?                               | B: Kale jangu tugende  |
| A: Kale  |  |

## STRUCTURAL NOTE:

Look at these structures (imperatives)

- |  |   |   |
|--|---|---|
| 1. Mugambe ajje tugende                            | - | Tell him to come so that we go                        |
| 2. Bagambe batandike<br>okukola                    | - | Tell them to start working                            |
| 3. Bagambe basirike<br>tulyoke tuwulire<br>bulungi | - | Tell them to be quiet so that we<br>can hear properly |
| 4. Mugende kaakati                                 | - | You should go now                                     |
| 5. Jangu omperekereko                              | - | Please come and accompany me                          |
| 6. Babuuze oba<br>bategedde bulungi                | - | Ask them whether they have<br>understood properly     |

You could make similar sentences to familiarize yourself with this form.

More about class agreement classes and the verb to be

1.	Omwana wo	ali	ludda	wa?
	Your child	she is	direction	where
2.	Abaana bo	bali	ludda	wa?
	Your children	they are	direction	where
3.	Bank ya Uganda	eri	ludda	wa?
4.	Akatale ko	kali	ludda	wa?
5.	Amaduuka go	gali	ludda	wa?
	(Your shops)			
6.	Eddwaliro lyo	liri	ludda	wa?
	(Your hospital)			
7.	Essomero lyo	liri	ludda	wa?
	(Your school)			
8.	Embwa zo	ziri	ludda	wa?
	(Your dogs)			
9.	Taxi yo	eri	ludda	wa?
	(Your taxi)			
10.	Essimu yo	eri	ludda	wa?
	(Your telephone)			

Wa = where

Ludda wa? In which direction/side/location?

Thus note the agreement in the possessives as well as the verbs:

**Possessives verb to be**

wo	-	a li -	omusomesa wo ali mu kkomera (Your teacher is in prison)
bo	-	ba li -	Abasomesa bo bali mu kkomera
yo	-	e li -	Enkoko yo eri mu ffumbiro (Your chicken are in the kitchen)
ko	-	ka li -	Akaso kange kali wa?
bwo	-	bu li -	Obuso bwange buli wa?
go	-	ga li -	Amagi go gali ku mmeeza (Your eggs are on the table)
lyo	-	li ri -	Eggi lyo liri ku mmeeza
gwo	-	gu li -	Omukeeka gwo guli wali
gyo	-	gi ri -	Emikeeka gyo giri wali (Your mats are over there)

## ACTIVITY

Here is a list of words. Look at them carefully and choose the appropriate words which will fit in with the possessives given above.

Omusomesa .....  
 Abakozi .....  
 Emmotoka .....  
 Akatale .....  
 Obutebe .....  
 Amaduuka.....  
 Edduuka .....  
 Omucungwa .....  
 Emicungwa .....  
 Taxi .....  
 Embwa .....

Now make up complete sentences built on the structure above.

More cultural/structural explanations

In Uganda, there are several types of transport means.

The majority of people walk  
 (Abantu abasinga batambula butambuzi)

Note that we have reduplicated the verb (-batambula) to give the impression that people Simply walk.

You could also find the same idea in the following:

Taxi people simply drive anyhow, they do not care.

Aba loore bavuga buvuzi era batomera bannaabwe

The lorry drivers simply drive and they knock/crash into their fellow beings.

Ab'o bugaali bavugira mu luguudo tebaagala kuvugira ku mabbali

The cyclists cycle in the main road, they do not want to cycle on the path way

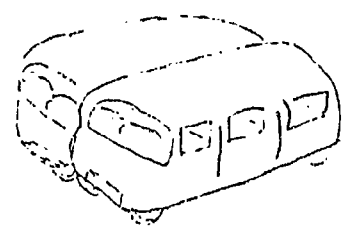
Abantu abasinga mu Uganda tebatambulirangako mu nnyonnyi.

Most people in Uganda have never travelled in an aeroplane

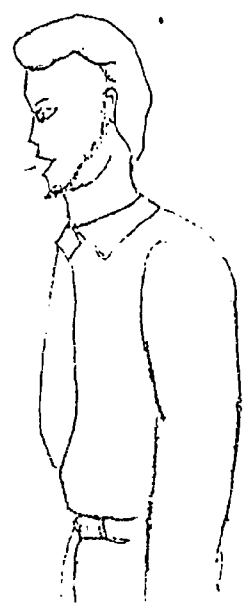

Thus the means of transport

In Uganda (Ebye'ntambula) are;

- |    |                   |   |                                 |
|----|-------------------|---|---------------------------------|
| 1. | Taxi              | - | ordinary taxis (passenger taxi) |
| 2. | Taxi za sipensulo | - | special hire taxi               |
| 3. | Loole             | - | lorries                         |



Z'è Mulago  
z'è beera  
wa?



BEST COPY AVAILABLE

4. Eggaali y'omukka - Train (there are few of these in Uganda)
5. Baasi - buses
6. Obugaali - bicycles
7. Ennyonyi - an aeroplane (there are a very few of these too)
8. Ebigaali - Carts which transport laggagges which are not so big
9. Okutambuza ebigere - travelling on foot
10. Emmotoka z'obuyenjo - private cars.

Note also the following structures:

Ekkubo lituuka Kampala  
 The road reaches Kampala  
 Ekkubo erituuka e Kampala  
 The road which reaches Kampala  
 Ekkubo erituuka e Kampala liri wa?  
 (The road which reaches at Kampala is where?)  
 Where is the road which reaches Kampala

(SOME DIRECTIONS)

Omukono ogwa ddyo - the right hand side  
 Omukono ogwa kkono - the left hand side  
 Ebuva- njuba - where the sun rises from (East)  
 Ebugwa- njuba - where the sun sets (West)

Taxi egenda Ntebbe  
 The taxi is going/goes to Entebbe  
 E taxi egenda Entebbe eri ludda wa?  
 (The taxi which goes to Ntebbe is in which direction)  
 Where are the taxi which go to Entebbe  
 Emmotoka zigenda Jinja  
 The motor cars are going/goes to Jinja  
 Emmotoka ezigenda e Jinja  
 The motor cars which go to Jinja  
 Emmotoka ezigenda e Jinja ziiziri  
 The motor cars which go to Jinja are there.

Baasi zigenda Mbale  
 The buses are going to Mbale  
 Baasi ezigenda e Mbale  
 The buses which go to Mbale  
 Baasi ezigenda e Mbale ziri wali  
 The buses which go to Mbale are over there

**Question:**

Have you noticed the word in Lugand which stands for the English word which?

Go back to the sentences and try to notice it.

You may also want to note these too.

Omwana asoma ekitabo

The child is reading a book

Omwana asoma ekitabo mulwadde

The child **who** is reading a book is sick

Abaana balya amatooka

The children are eating matooke

Abaana abalya a matooke batono

The children **who** eat matooke are few

Abalimi batunda ennyannya

The farmers are selling tomatoes

Abalimi abatunda ennyannya bangi

The farmers **who** sell tomatoes are many

The verb to be in the present tense:

ndi musoma (I am a teacher)

O-li musomesa (You are a teacher)

But musomesa (He/she is a teacher)

Ndi muyizi w'oluganda (I am a student of Luganda)

Oli muyizi w'oluganda (you are a student of Luganda)

But muyizi w'olugana (He/she is a student of Luganda)

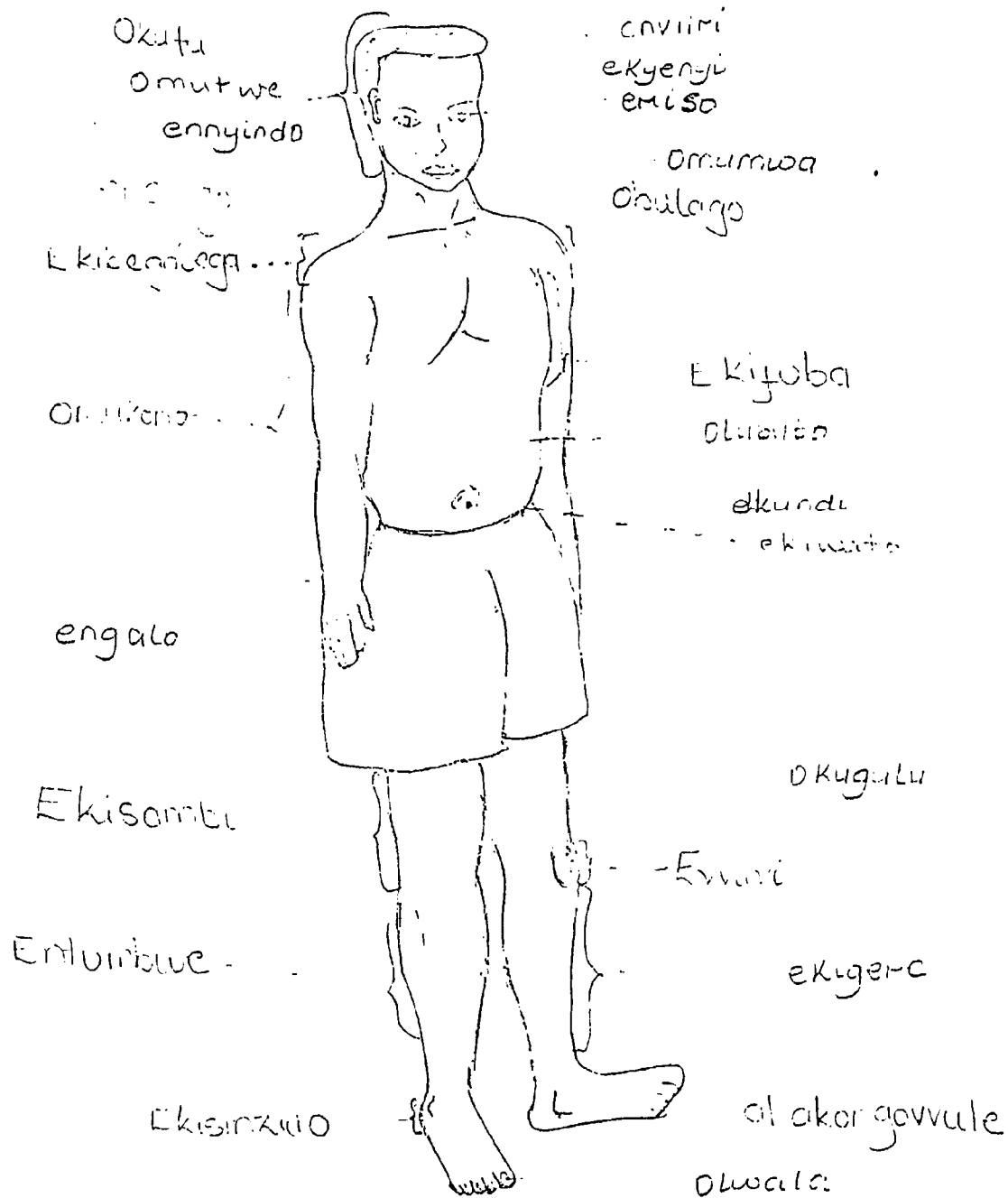
However contrast that with the following

Ndi mu katale (I am in the market)

Oli mu katale (You are in the market)

But: ali katale (He is in the market)

In this last case you can see that the verb to be appears even in the 2nd person singular structures.



BEST COPY AVAILABLE

## TOPIC XI

## HEALTH (EBY'OBUL AMU)

**BULWADDE KI OBUKULUMA?**

Lit: Sickness what ails you?  
What sickness is ailing you?

**COMPETENCY:** To identify and describe the symptoms of some of the common ailments and treatments

- OBJECTIVES:**
1. To identify the most common names of the ailments in Luganda
  2. To describe some of the symptoms of these ailments.
  3. To describe the instructions given in the treatment of some ailments and consoling forms
  4. Use the past tense in conversation.

**SETTING:** A visit to the doctor  
A: Doctor  
B: Patient

- A: Yingira nnyabo  
B: Kale musawo  
A: Tuulira awo nnyabo  
B: Weebale ssebo  
A: Muli mutaynno  
B: Bulungi ssebo  
A: Um  
B: Musawo obulwadde butuluma nnyo  
A: Mwembi bubaluma?  
B: Yee ssebo  
A: Otyo. Kale nno mbulira, kiki ekibaluma?  
B: Musawo, omwami wange yeeyasooka okulwala. Omusujja n'omutwe bye byali bimuluma. Yagenda ne bamujanjaba, kyokka bweyali atandise okuwona: ate omwana ono naye n'alwala. U-um--kaakati bwennali nzijanjaba omwana ono, ate nange omusujja n'omutwe nekifuba ne binkwata.  
A: Kaakati nnyabo katutandike n'omwana ono. Alina emyaka emeka?  
B: Alina emyaka kkumi n'ebiri  
A: Asoma?  
B: Yee musawo yali asoma okutuusa wiiki eyo ewedde.  
A: Yatandika atya okulwala?



- B: Yasooka kusesema naddukana  
Bampayo obukerenda ne mmuwa era n'abeera bulungi
- A: Otyo, ate ekifuba kino kyakolola kyatandika ddi
- B: Kyatandi ku lwa kusatu, era nafuna ne ssenyiga n'omusujja
- A: Olina eddagala lyonna lyewamuwa?
- B: Yee ssebo namuwa Panadol neddagala ly'okokolola eryaffe.
- A: Kaakati ali atya?
- B: e - e musawo, yasuze bubi ddala! Yakolodde nnyo ate nga alina  
m'omusujja mungi. Yasesemye emirundi esatu.
- A: Omuwaddeyo eddagala ku makya?
- B: Yee ssebo, muwadde ka Aspirin kamu
- A: Ate ggwe kiki ekikuluma?
- B: Ssebo nze omutwe n'olubuto biludde nga binnuma.
- A: Olubuto lukuluma lutya?
- B: Lulinga olulimu enjoka, kubanga buli kiseera luba lutokooterera.
- A: Ate omutwe?
- B: Omutwe gunnuma nnyo buli nkya n'ekiro. Guntuja nnyo
- A: Kale leka mbakebereko mwembi, omwana yeeyambulemu essaati  
mukebere mu kifuba.
- B: Kale ssebo
- A: Otyo, kaakati omwana ono ajja kufuna empiso ssatu, nga buli  
lunaku afunayo emu. Bajja kumuwa n'amakerenda gamirundi esatu,  
ne ddagala ery'okunywa, ebijiiko bibiri, emirundi esatu.
- B: Kale ssebo. Ate nze ompadde ki?
- A: Ggwe nkuwandiikidde eddagala ery'okunywa n'empeke.  
tofaayo mwenna mujja kubeera bulungi.
- B: Kale musawo, weebale nnyo ssebo.
- A: Kale munnange
- B: Um - Um
- A: Um - Um

## PARTS OF THE BODY

Say these words out loudly e.g. singular & plural

1.	Omutwe	-	emitwe	-	head	-	heads
2.	Omumwa	-	emimwa	-	mouth	-	mouths
3.	Eriiso	-	amaaso	-	eye	-	eyes
4.	Obulago	-	obulago	-	neck	-	necks
5.	Erinnyo	-	amannyo	-	tooth	-	teeth
6.	Ebbeere	-	amabeere	-	breast	-	breasts
7.	Olulimi	-	ennimi	-	tongue	-	tongues
8.	Omukono	-	emikono	-	arm	-	arms
9.	Ekirevu	-	ebirevu	-	beard	-	beards
10.	Ekifuba	-	ebifuba	-	chest	-	chests
11.	Ennyindo	-	ennyindo	-	nose	-	noses
12.	Ekiwato	-	ebiwato	-	waist	-	waists
13.	Oluviiri	-	enviiri	-	hair	-	hairs
14.	Olugalo	-	engalo	-	finger	-	fingers
15.	Omugongo	-	emigongo	-	back	-	backs
16.	Olubuto	-	embuto	-	stomach	-	
17.	Evviivi	-	amaviivi	-	knee	-	knees
18.	Okugulu	-	amagulu	-	leg	-	legs
19.	Obwongo	-	obwongo	-	brain	-	brains
20.	Ekigere	-	ebigere	-	foot	-	feet
21.	Omusaayi	-	omusaayi	-	blood	-	
22.	Ekibumba	-	ebibumba	-	liver	-	livers
23.	Omutima	-	emitima	-	heart	-	hearts

Now draw your own human figure and fit in the same of the parts of the body.

## ACTIVITY II

Pronounce these phrases clearly

Tuulira wano nnyabo  
 Obulwadde butuluma nnyo  
 Mwembi, mwembi, mwembi  
 ffembi, ffembi, ffembi  
 bombi, bombi, bombi  
 Kale nno mbuulira  
 Kiki ekibaluma.  
 Omwami yeeyasooka okulwala.  
 Omwana yeeyasooka okulwala  
 Omusujja n'omutwe  
 Bye byali bimuluma .  
 Bye bimuluma  
 Bye byali bituluma  
 Yagenda ne ba- mujjanjaba

Bweyali atandise okuwona  
Omwana naye n'alwala  
Bwe nnali nzijanjabo omwana  
Ate nange nendwala  
ne binkwata  
Katutandike n'omwana ono  
Alina emyaka emeka?  
Olina emyaka emeka?  
Nnina emyaka emeka?  
Yali asooma okutusa wiiki ewedde  
Yatandika atya okulwala?  
Yasooka kusesema n'okuddukana  
Bampayo obukerenda ne mmuwa  
Kyatandika ku lwa kusatu  
Tandika okwogera n'a bantu mu Luganda  
Eddagala lyo nna lye wamuwa?  
Eddagala lyo' kukolola ervaaffe  
Yasuze bubi ddala!  
Yassessemye emirundi esatu  
Omutwe n'olubuto birudde nga binnuma

## ACTIVITY III

Match and criss cross.

Use different colours for your lines

Tuulira awo	The Sickness is paining us alot
Obulwadde butulumma nnyo	Sit over there please
Mwembi	Both of us
Efembi	Both of you
Bombi	Tell me what is paining you
Mbulira, kiki ekibaluma	Both of them
Omwami yeeyasooka	He was the first to get sick
Yeeyasooka okulwala	The husband was the first
Omusujja n'omutwe	Which were paining him
Bye byali bimulumma	The fever and headache
Yagenda	And they treated him
Nebamujjanjaba	He went
Bwe yali atandise okuwona	To get better/healed
	When he was beginning
	When I was treating this one
Naye n'alwala	He too became ill
Bwennali nzijanjaba	Lets start with this one
Ekifuba ne kinkwata	They got a cough
Katutandike n'o no	How many years do I have
Alina emyaka emeka	How many years does he have
Nnina emyaka emeka	Up to last week
Yali asoma	He was schooling
Okutuusa wiiki ewedde	To become ill
Jatandika atya	How did he start
Okulwala	With a running tummy
Yasooka kusesema	He first started with vomiting
N'okuddukana	Some tablets and I gave him
Baampayo	They gave me
Obukerenda ne mmuwa	Start speaking Luganda
Kyatandika ku lwakusatu	It started on Wednesday
Tandika okwogera oluganda	

## ACTIVITY IV

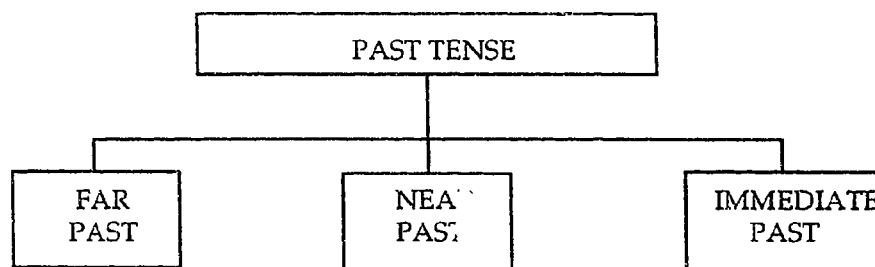
Write down the list of all those words you do not know and cannot even guess at.

**STRUCTURAL NOTE:**

The tenses (time markers) in Luganda, like many other Bantu languages has several forms which mark the time when an action, incident or event took place. In some traditional books the tenses are divided up into several categories. Let us look at the past tense first.

**THE PAST TENSE**

The linguistic forms which mark past tense manifest themselves in the following ways:

**THE IMMEDIATE PAST**

This is indicated by changing the ending of the main verb so that it takes one of the following forms; ye, dde, sse, zze,, se, ze, izza, ezza

It refers to actions performed in the past of about 3-4 hours.

Hence:

(He goes)	agenda	-	agenze (he has gone)
(He reads)	a soma	-	asomye (he has read)
(He eats)	a lya -		alidde (he has eaten)
(He sits)	a tuula	-	atudde (he has sat)
(He teaches)	a somesa	-	asomesezza (he has taught)
(He speaks)	a yogera	-	ayogedde (he has spoken)
(He comes)	ajja	-	azze (he has come)
(He steals)	abba	-	abbye (he has stolen)

We shall see more of this later.

### THE NEAR PAST

This tense is indicated by using a combination of the far past tense and the immediate past tense. for example;

Present	Far Past	Near Past	Immediate Past
agend aa	yagenda	yagenze	agenze
asoma	yasoma	yasomye	asomye
alya	yalya	yalidde	alidde
atuula	yatuula	yatudde	atudde
asomesa	yasomesa	yasomesezze	asomesezza
ayogera	yayogera	yayogedde	ayogedde
ajja	yajja	yazze	azze
atta	yatta	yasse	asse
abba	yabba	yabbye	abbye

### THE FAR PAST

The far past indicates an active event or incident which took place in a period more than twelve hours age. Then there is a specific form which reveals this past time.

This is the (a-) which affects some of the pronouns it occurs into.

Note for instance the following:

Present	Far Past	Near Past	Immediate Past
nkola	nakola	nakoze	nkoze
ndya	nalya	nalidde	ndidde
njagala	nayagala	nayagadde	njagadde
a kola	yakola	yakoze	akoze
alya	yalya	yalidde	alidde
ayagala	yayagala	yayagadde	ayagadde
okola	wakola	Wakoze	okoze
olya	walya	walidde	oldde
osoma	wasoma	wasomye	osomye
ogula	wagula	waguze	oguze
tulima	twalima	twalimye	tulimye
basaba	baasaba	baasabye	basabye
muyimba	mwayimba	mwayimbye	muyimbye
oyagala	wayagala	wayagadde	oyagadde
tukola	twakola	twakoze	tukoze
tulya	twalya	twalidde	tulidde
twagala	twayagala	twayagadde	twagadde
mukola	mwakola	mwakoze	mukoze
mulya	mwalya	mwalidde	mulidde
mwogera	mwayogedde	mwayogera	mwoyedde

## ACTIVITY

Here is a list of the verbs with which you must use the three tenses which you have just observed.

Kulaba	-	to see
kuzina	-	to dance
kulimba	-	to tell lies
kuvuga	-	to drive
kuleeta	-	to bring
kuyomba	-	to quarrel
kwebaka	-	to sleep
kwanguwa	-	to hurry
kwebaza	-	to thank
kutegeera	-	to understand
kusanyuka	-	to be happy
kuyitaba	-	to reply when called
kunaaba	-	to bathe

Note specifically the principles which govern the changes in the verb stem e.g. when the verb has only one syllable it will take a-dde

e.g. ku-wa - wadde  
ku-ba - badde.

Similarly, when the verb ends in la/ra and it has more than two syllables, it ends in -dde also. Your teacher will help you to identify more verbs and rules.



## TOPIC XII

**OBUDDE N'E BY'OKWAMBALA**  
 Climate and Clothing

**OWANGE, OBUDDE BUNNYOGOGA NNYO**

(my dear wether cold very)  
 My dear, the weather is very cold)

**COMPETENCY:** to descibe the climatic conditions and expressions connected to clothing and personality

- OBJECTIVE:** 1. To name and talk about the various climatic/weather types  
 2. To use appropriate expression connected to clothing for male/females.  
 3. To express emotional feelings and desires.  
 4. Use the future tense

**SETTING:** Jane and her friend from Britain are talking about the general climatic conditions and clothing, in the near future time/tense

Jane: Oly'otyanno Iris?

Iris: Gyendi Jane Mwattu,

Jane: Um Um

Iris: Um Um

Jane: Owange ogenda kukola ki?

Iris: Munnange mbadde njagala kugenda Kampala kugulayo bintu, naye obudde buyise.

Jane: Nedda, obudde bukyali naawe!

Nze nja kukuwerekerako. Kazi ogenda kugula ki?

Iris: Njagala kugula manvuuli n'o mupiira gw'enkuba. Obudde bwa Uganda bukyukakyuka nnyo. Enkuba esobola okutonnya nga totegedde, ate amangu ago akasana ne kaaka.

Jane: Yee, obudde bwaffe bwe butyo. Oluusi akasana kaaka nyo ne mufa ebbugumu. Ate mugenda okulaba nga enkuba nayo etonnya, ng'obudde butandika okunnyogoga. Naye jangu tugende mu katale ka Owino oja kufunnayo omupiira n'e manvuuli ku ssente ntono.

Iris: Kale tugende. Naye tolina kyogamba ku kiteteeyi kyange kino?

Jane: Bambi mbadde njagala okukubuulira nti onyumye nnyo. Wakigula wa? Kuno oba Bungereza? Ate n'engatto zikunyumidde nnyo.

Iris: Munnange weebale kusiima, ekiteteeyi kino muganzi wange Alfred ye yakimpereeza wamu n'e ngatto ezituukirako

- Jane: a - a - a, Iris, weesimye, kirabika Alfred akwagala nnyo.
- Iris: Anti eyo yensonga lwaki nasalawo okuvayo nzije eno. Alfred nange twayagalana nga tulina emyaka kkumi na munaana ffembi. Bwetwamala University, Alfred magamba nti tufumbirigganwe kyokka nze mbadde sinnaba kwagala kufumbira musajja mmere.
- Jane: Iris, omusajja wamuddukako buddusi? Bambi nga yalaba! naye ggwe owulira omwagalira ddala?
- Iris: Yee mwagala, era ebiseera ebisinga gwe mbeera ndowoozaako. Bw'amala essabiiti ebiri nga tampandiikidde oba okunkubira essimu kale mba mpulira bubi era nyinza n'okulwala. Ate ggwe, ani gw'olowoozaako buli kiseera?
- Jane: Nze munnange muganzi wange yandekawo n'akwana mukwano gwange. Kyankola bubi nnyo era saagala na kukyogerako. Kyokka nze mmanyi nti sigenda kufumbirwa. Abasajja basirusiru nnuo.
- Iris: Bambi nga walaba Jane!  
Abasajja bazibu! kaakati nno jangu tugende tugule ebintu. Ndowooza oja kunyambako okulonda ekirabo kya maama wange. Oba mugulire ekiteteeyi ekyekitengi, oba obw'omumatu oba ak'omubulago?
- Jane: Tugende tulabe nange nja kugulayo ebintu bye ng'enda okutwala e Fort/Portal wiiki eija. Omanyi tugenda Fort/Portal tulinayo omusomo ogukwata ku by'obulamu bw'a bakyala n'abaana.
- Iris: Munaagenda ddi?
- Jane: Tugenda nga 12 ogw'omwenda 1994. Omusomo jujja kumala wiiki nnamba. Era nze kaakati neesunga okugenda.
- Iris: Kale , ekyo nkitegedde kaakati jangu tugendere mu taxi eno.
- Jane: Kale tugende

**Pronounce these words distinctly**

Mbadde	Mbadde	Mbadde	I have been
Abadde	Abadde	Abadde	He has been
Obadde	Obadde	Obadde	You have been

Mbadde	Njagala	Kukubuuzaako	
(I'd have liked	to greet you a little bit)		
Abadde	ayagala	kwebaka	ko
(He would have liked to sleep (a bit)			
Obadde	oyagala	kugenda ka	
(You would have liked to go home)			
Tubadde	twagala	kukuyambako	
(We would have liked to help you a bit)			
Babadde	baagala	kutubba!	
(They would have liked to rob us)			
Kugula	-	Kugulayo	- Kugulayo
(To buy, to buy from there)			

Kufuna      Kufunayo    kufuna      Kufunayo  
 (to get      to get from there)  
 Mulina      Mulinayo    Mulina      Mulinayo  
 you have    you have (there)

Obadde      Obudde buyise,      Obudde buyise  
 Time/weather      (Time has passed - it is late)  
 Obudde,      Bukedde,      Obudde,      Bukedde,  
 (It has dawned)  
 Obudde bukyali, Obudde bukyali  
 (It is still early)  
 Obudde bubi, Obudde bubi  
 (The weather is bad)  
 Obudde bulungi      Obudde bulungi  
 (The weather is good)  
 Obudde bunnyogoga, Obudde bunnyogoga  
 (The weather is cold)  
 Obudde bwaffe bwe butyo.  
 (Our weather is like that)  
 Obudde bukyukakyuka,      Obudde bukyukakyuka  
 Kuwerekera, Kuwerekera,      Kuwerekera  
 (To accompany you)  
 Kukuwerekera, Kukuwerekera  
 (To accompany you a little bit)  
 Enkuba etonnya,      Enkuba etonnya  
 (The rain is falling)  
 Manvuuli n'o mupiira gw'enkuba  
 (Umbrella and raincoat)  
 Akasana,      Akasana,      Akasana  
 (Sunshine)  
 Akasana kaaka nnyo,      Akasana kaaka nnyo  
 (The sun is shining a lot)  
 Tolina ky'ogamba? Tolina ky'ogamba?  
 (Don't you have anything to say?)  
 Ekiteteeyi,      Ekiteteeyi      Ekiteteeyi  
 (Dress)  
 Essaati,      Essaati,      Es: aati  
 (Shirt)  
 Essaati n'empale, Essaati n'empale  
 (A shirt and pants)  
 Onyumye, Onyumye, Onyumye  
 (You smartly dressed)  
 Onyumye nnyo, Onyumye nnyo  
 (You are very smart)  
 Engatto zikunyumidde, Engatto zikunyumidde  
 (The shoes look so smart on you)

Weebale kusiima, Weebale kusiima  
 (Thank you for appreciating it)  
 Muganzi wange ye yakimpereeza  
 (My lover boy friend is the one who sent it to me)  
 Ye yakimpereeza, Ye yakimpereeza  
 (He sent it for me, he sent it for me)  
 Weesiimye, Weesiimye, Weesiimye  
 (You are lucky, you are lucky, you are lucky)  
 Kirabika, Kirabika, Kirabika  
 (It seems)  
 Anti eyo ye nsonga, Anti eyo ye nsonga  
 (By the way that is the reason)  
 Nasalawo, Nasalawo, Nasalawo,  
 (I decided)  
 Twagalana, Twagalana, Twagalana  
 (We love each other)  
 Twayagalana, Twayagalana, Twayagalana  
 (We loved each other)  
 Nasalawo, Nasalawo, Nasalawo  
 Okuvaayo nzije eno, Okuvaayo nzije eno  
 (To get away from there and come here)  
 Tufumbiriganwe, Tufumbiriganwe, Tufumbiriganwe  
 (So that we get married)  
 Nagamba nti tufumbiriganwe N'agamba nti tufumbiriganwe  
 (And he said that we should get married)  
 Sinnaba, Sinnaba, Sinnaba  
 (I have not yet)  
 Nze mbadde sinnaba, Nze mbadde sinnaba  
 (As for me I have not yet)  
 Okudduka, Okudduka, Okudduka  
 (To run)  
 Wamuddukako buddusi, Wamuddukako buddusi  
 (And you simply run away from him)  
 Bambi nga yalaba, Bambi nga yalaba  
 (Poor thing how he suffered!)  
 Ebiseera ebisinga, Ebiseera ebisinga  
 (Most of the time (time most))  
 Gwembeera ndowoozako, Gwembeera ndowoozako  
 (He is the one I think about)  
 Munaagenda ddi? Munaagenda ddi?  
 (When are you going)  
 Tunaagenda enkya, Tunaagenda enkya  
 (We shall go tomorrow)  
 Kyankola bubu nnyo, kyankola bubu nnyo  
 (It disturbed me a lot)  
 Saagala, Saagala, Saagala

(I don't want)  
 Saagala nakukyogerako, Saagala nakukyogerako  
 (I don't even want to talk about it)  
 Kufumbirwa, Kufumbirwa, Kufumbirwa  
 (To marry (female point of view))  
 Nze mmanyi, Nze mmanyi, Nze mmanyi  
 (As for me I know)  
 Nze mmanyi nti sigenda kufumbirwa  
 (As for me, I know that I am not going to get married)  
 Abasajja basirusiru nnyo  
 (Men are very difficult)  
 Ojja kunnyambako, Ojja kunnyambako  
 (You will help me a little bit)  
 Okulonda ekirabo kya maama wange  
 (To choose a present for my mother)  
 Oba mmugulire, oba mmugulire  
 (May I buy for her)  
 Ekiteteeyi ekyekitengi, ekyekitengi  
 (A dress of kitengi type)  
 Obw'omumatu, Obw'omubmatu  
 (Ear rings)  
 Obw'omubulago, Obw'omubulago  
 (Neckless)  
 Ebintu bye ngenda okutwala  
 (The things which I am going to take)

**STRUCTURAL NOTE:**

The future tense (-jja/genda, naa-, li-)

(The (jja/genda) future mark)

The future in Luganda manifests itself in 3 ways:

**Simple future**

nja kumulaba	-	I will see him
nja kusoma oluganda	-	I will study Luganda
ajja kukuyamba	-	He will help
Bajja kutubuulira	-	They will tell us

This future implies that the actual incident or event talked about will take place in the very near future.

However compare with the following:

**The "naa" future marker;**

naumulaba	-	I will see him
naasoma oluganda	-	I will study Luganda
anaakuyamba	-	He will help you
banaatubuulira	-	They will tell us
onoonsomesa olungereza	-	You shall teach me English
tunaabayimbira- mu	-	We shall sing for you
mu neebaka ku kitanda kyange	-	You will sleep on my bed.

In this case the form which marks the future is naa in most cases. However in verbs of (kwo) or with 3rd person pronoun (o) it becomes (noo-) and with (kwe) - verbs it becomes (nee) etc.

**The "li-" future marker;**

When you want to refer to an action which will take place sometime in the future, then you use a (li) form.

Compare:

nja kugenda	-	I will go (definitely shortly)
naagenda	-	I will go (not so defined and it could be tomorrow)
ndi genda	-	I will go (next week)

ajja ku soma  
anaasoma  
ali soma

ojja kuyomba  
onooyomba  
oli yomba

**MORE STRUCTURAL EXPLANATIONS**

The conjugation process as being dependent on types of verb. In Luganda, verbs are divided up into specific categories according to:

- i) The number of syllables in the verb stem.
- ii) The type of sound, e.g. whether a consonant or a vowel or semi vowel which begin a verb stem.

Below, a few examples of these are given and the problematic first person singular pronoun is attached to the stems to show the changes which come about.

#### Category A

Kuta (to release (nta))  
 Kuwa (to give (mpa))  
 Ku-fa (to die (nfa))  
 Ku-ba (to be)  
 Ku-va (to come from (nva))  
 Ku-sa (to grind (nsa))  
 Ku-gwa (to fall (ngwa))  
 Ku-lya (to eat (ndya))  
 Ku-nywa (to drink (nnywa))

When you fix the pronoun (n) the changes are predictable  
 e.g. nta, nfa, mba, mva

#### Category B

Ku-tta (nzita) to kill  
 Ku-bba (nziba) to steal  
 Ku-ssa (nzisa) to breath  
 Ku-ggwa (nzigwa) to be completed  
 Ku-dda (nzira) to return  
 Ku-mma (nyima) to refuse to give something to someone.

When you fix the pronoun (n) the changes are drastic,  
 e.g. nzita, nziba, nzisa, etc.

#### Category C

Kwogera - to speak (njogera)  
 Kwonoona - to spoil (nyonoona)  
 Kwoza - to wash (njoza)  
 Kwota - to warm yourself (njota)

When you fix the pronoun (n) here you get the changes as  
 shown, e.g. njogera, njoza ...



**Category D**

Kwambala (to dress) (nyambala)

Kwanguwa (to hurru) (nyanguwa)

Kwambula (to undress) (nyambula)

When you fix the pronun you get the changes as shown.

**Category E**

Kwebaka - to sleep - neebaka, yeebaka, weebaka  
 Kwesiima- to be lucky - neesiimye, yeesiimye, weesiimye  
 Kwepanka- to think highly of oneself - neepanka, yeepanga,  
 weepanka  
 Kwebaza - to thank - neebaza, yeebaza, weebaza  
 Kwesiga - to trust - neesiga, yeesiga, weesiga  
 Kwerabira - to forget - neerabira, yeerabira, weerabira

When you fix all the different pronouns e.g. eo kwebaka  
 the changes are : neebaka, yeebaka, (he sleeps) weebaka  
 (you sleep) mwebaka, twebaka

**ACTIVITY III**

Write down 40 verbs which you can remember in Luganda and;

- a) Categorise them into categories shown above.
- b) Use them in sentences
- c) Change them in the three past tenses.

**ACTIVITY IV**

Answer the following questions in Luganda. They are made from the conversation you read earlier on.

(One is done for you).

1. Jane ayogera n'ani?  
Ayogera ne Iris.
2. Iris ayagala kukola ki?
3. Obudde buyise kye ki?
4. Ani ayagala okuwerekera ku munne?
5. Iris agenda kugula ki, era lwaki
6. Ani alina ekiteeteeyi ekirungi?
7. Agambye nti ani yamuwerezza ekiteeteeyi kino?
8. Alfred y'ani?
9. Lwaki Iris yasalawo okuva e Bungereza?
10. Jane alo-woozza nti "Abasajja basirusiru?" Era lwaki?
11. Jane ayagala kugenda wa e wiiki eja? Agenda kukolayo ki?

## TOPIC XIII

## Aspects of typically difficult Luganda expressions for non-Bantu Speakers.

**COMPETENCY:** Acquisition of specifically "confusing" grammatical forms and expressions for non Luganda speakers

**OBJECTIVES:** Systematic introduction to the usages of the following:

1. The extended form of the verb  
The preposition  
The causative  
The reciprocal  
The passive  
Habitual
2. The various manifestations of the NGA form and its implications.
3. The connecting words; *era, ate, ne, singa, oba, bwe, etc*

**An explanation:**

In this unit we shall look at some of the very commonly heard expressions in Luganda, which have been found to be especially problematic to the English and American learners of this language.

**SETTING:** James is writing a long letter to his Ugandan friend after he is already gone back to his country.

P.O. Box 135  
Kasangati

Munnange Kato,

Nkuwandiikidde ebbaluwa eno nga njagala okumanya ebikufaako, ate twejjukannye ne byetwakolanga.  
Munnange Kato, ka nsuubire nti mmwenna muli bulungi. Muto wo yazaala? Oba mwana ki? Ate Wasswa yagenda mu mwaka gwe ogw'okusatu mu University? Maama ne Taata bali batya ernaku zino? Ffe tuli bulungi ddala. Sinnaba kufuna mulimu gwe njagala, kale nno nkyanoonya! Bambi nsabiraako!

Owange Kato, ojjukira mukwano gwange gwe baayitanga Mike? Omulenzi ono twatambulanga nnyo naye. Munnange, yafuna akabenje akabi era namenyeka amagulu gombi! Alabye nnyo!

Gwe okyaliyo mu ssomero lyo osomesa? Abayizi bo balungi? Anti nzijukira bwe baakunyiizanga buli kiseera. Naye kyokka, abaana be nnaku zino tabasomeska. Baagala kuzina buzinyi na kuyimba, oba okubeera ku bya video ne Discos.

Nze sigenda kuddayo kusomesa nakoouera ddala omulimu ogwo.

Munnange nkubuulira ki? Ababbi kata batutte! Baatuyingirira mu nnyumba yaffe ku ssaawa mwenda ogw'ekiro ne basala essimu yaffe n'akade! Baakozesa kisumuluzo kyabwe nga bayingira. Nze nnali nyweddeko katono kale nga ndi mu tulo tungi nnyo. Maama yeyasooka okubawulira nazuukusa taata era ne bassaako ettaala ennene ennyo.

Ettaala eno yatiisa nnyo ababbi era nebakuba amasasi abiri waggulu. Ekirungi waaliwo aba poliisi abaali balawuna. Bwe baawulira amasasi nebanguwa okujja okulaba ekiriwo. Bwe batuuka ku nnyumba yaffe nebatugamba tuggulewo naye nga ababbi batutuzizza dda wano. Kaakati nabo kyebaava bakuba amasasi asatu waggulu, omubbi omu nayita muddirisa n'aggwa wansi. Ono ne bamukwata mangu. Nebatandika okumukuba nga bwakaba. Kale omusajja yaleekana nga akaaba!. Munnange banne baagenda okulaba nga munnabwe bamuli bubi nabo nebafuka ma ne beewaayo. Olwonno ne tulyoka tussa ekikkowe!

Eno ewaffe ababbi beeyongedde obungi ate nga n'ebintu babiseera nnyo. Oba mmwe muli mutya eyo?

Nkusaba ompandiikire mangu ombuulire bwe muli naddala mikwano gyaffe gyonna.

Katonda akukuume bulungi.

Nze munnowo,

James Bradstone

## STRUCTURAL EXPLANATIONS

## THE PREPOSITIONS FORM OF THE VERB

[IRA/ERA]

In Luganda, when we want to use a locative form, e.g. to, at, far, on behalf of we add something at the end of the main verb.

e.g.	Kukola	-	kukolera	-	to work for/at
					to work on behalf of
	Kusoma	-	kusomera	-	to read for/at
					to read on behalf of
	Kuyimba	-	kuyimbira	-	to sing for/at
					to sing on behalf of
	Kuyita	-	kuyitira	-	to pass at
					to call far
					to pass at/and on behalf of

Thus, many verbs can accept this (era) or (ira) form to imply the above notions shown. You however need to note that the vowel of the stem determines whether to use (ira) or (era), hence

som + era	-	somera	
kol + era	-	kolera	
yimb + ira	-	yimbira	
leet + era	-	leetera	- to bring for /at on behalf of
lima + ira	-	limira	- (to dig for/at on behalf of
lind + ira	-	lindira	- wait for/at on behalf of
yomb + era	-	yombera	- quarrel for on behalf of
yoger + era	-	yogerera	- speak for/to on behalf of
lab + ira	-	labira	- see for/or on behalf

In these cases the prepositions type which is attached is ira if the stem of the verb has an (i, a, u) sound, and its becomes (era) if there is (e, o,).

Note further that sometimes, these prepositional, forms are used together with the "emphatic" ones (ku, mu, e etc).

e.g.	Agendera mu motoka	-	He travels in a car
	Abaleetera ku ggali	-	He brings them (to) on a bicycle
	Azannyira Uganda	-	He plays for Uganda
But then,			
	Ayimbira Namirembe	-	He sings at Namirembe
	Bayombera mwana waffe	-	They are quarreling over our child

#### THE CAUSATIVE FORM

[ISA/ESA]

This form is a bit confusing for many non Luganda speakers. The basic point made by the form is that somebody causes or makes someone or something to do something else.

e.g.					
kulya	-	to eat	ku liisa	-	to cause someone to eat (food)
kubba	-	to steal	kubbisa	-	to make someone steal something
kutta	-	to kill	kuttisa	-	to cause someone to be killed
kuvuma	-	to insult	kuvumisa	-	to cause someone to be abused
kutambula	-	to walk	kutambuza	-	to make someone walk
kukola	-	to work	kukozesa	-	to make someone to work to employ
kwoza	-	to wash	kwozesa	-	to make someone to wash

The other related meaning here is doing something with ...

Note that the alternation between (-isa/esa) is very much like the one which was explained in the case of the preposition form. In English the causative form can be brought out by such structures as **doing something with the help of**.

## THE RECIPROCAL

[-NA/GANA/GANYA/GGANA]

The basic idea in this form is that it indicates an action which is being done with someone else (mutually).

This in English is brought all by the phrases - with each other together.

e.g.

kukuba	(to hit/beat)	kukubagana	(to hit each other)
kulaba	(to see)	kulabagana	(to see each other)
kubuuza	(to greet)	kubuuzaganya	(greet each other)
kufumbirwa	(to marry)	kufumbirigana	(to marry each other)
kuloga	(to bewitch)	kulogajjana	(to bewitch each other)
kwagala	(to like/love)	kwagalana	(to love each other)

Look at these sentences:

Lwaki mukubagana buli kiseera?

Why do you hit each other all the time?

Jane ne Moses baagalana nnyo

Jane and Moses love each other a lot.

Tunaalabagana enkya

We shall see each other tomorrow

Abakazi abo tebakyabuuzaganua

Those women do not greet each other any more.

## The passive form

[WA/BWA/IBWA/EBWA/DDWA etc]

kukuba	-	kukubibwa	-	to be beaten
kulya	-	ku- iibwa	-	to be eaten
kusoma	-	kusomebwa	-	to be read
kuyamba	-	kuyambibwa	-	to be helped
kuteesa	-	kuteesebwa	-	to be debated upon
kuyiga	-	kuyigibwa	-	to be learnt

**Look at these sentences:**

- |    |                                |   |                            |
|----|--------------------------------|---|----------------------------|
| 1. | Omubbi yakubiddwa nnyo         | - | the thief was beaten       |
| 2. | Abakyla bateekwa okuyambibwa   | - | ladies must be helped      |
| 3. | Oluganda luyigibwa mangu       | - | Luganda is easily learnt   |
| 4. | Omwana oyo yasomesebwa bulungi | - | that child was well taught |

Note however, with the passive is not as commonly used in Luganda as it is in English. For instance, where the English will say:

(We have been robbed) Twabiddwa (they have robbed us)  
Here the Baganda would not use the passive form instead they will say:  
They robbed us (baatubbye)

Or (she has been taken to the hospital) In Luganda it is more common to hear:  
(Bamutate mu ddwaliro) they have taken her to hospital instead of atwaliddwa mu ddwaliro.

The passive is more commonly found in complex nouns in Luganda.

- e.g. Ebiwandiikiddwa: Things which have been written.
- |               |   |  |
|---------------|---|--|
| Ebyetaagibwa  | - | Things which are needed                          |
| Ebikozesebwa  | - | Things which are to be used (usables?)           |
| Ebigendererwa | - | Things which are to be followed etc (objectives) |

**THE HABITUAL**

[NGA]

The habitual in luganda takes on several forms. The most common one is the **nga** which is fixed onto the verb.

**Look at these sentences:**

- |    |                       |                                     |
|----|-----------------------|-------------------------------------|
| 1. | Jane yasula wano:     | Jane slept here                     |
| 2. | Jane yasulanga wano:  | Jane used to sleep here             |
| 3. | Jane anaasulanga wano | Jane will be sleeping here          |
| 4. | Jane alisulanga wano  | Jane will sleep here                |
| 5. | Akola bulungi         | He works well or he is working well |



- |    |                        |                         |
|----|------------------------|-------------------------|
| 6. | Yakolanga bulungi      | He used to work well    |
| 7. | Ajja kukolanga bulungi | He will be working well |
| 8. | Anaakolanga bulungi    | He will be working well |

Note that in the everyday form, we do not need a habitual, unless it is command as in;

- |                        |                                     |
|------------------------|-------------------------------------|
| Okolanga bwotyo        | You should (always) do like that    |
| Muwandiikanga bwe muti | You should (always) write like this |
| Omwana wo asulangayo   | Yours child should sleep there.     |

And in the negative forms, the situation is as follows:

- |                        |   |                                   |
|------------------------|---|-----------------------------------|
| Tobbanga               | - | You should never steal            |
| Tottanga               | - | You should never kill             |
| Temulimbanga           | - | You (pl.) should never tell lies. |
| Tokolanga bwotyo       | - | Don't ever do like that again     |
| Toddangayo okujja wano | - | Don't ever come back here again   |

#### NGA as an exclamatory form

Nga can be used as an exclamatory form especially when used at the beginning of phrases.

e.g.

- |     |                        |   |  |
|-----|------------------------|---|--|
| 1.  | Olabye                 | - | You have ("seen") suffered                         |
| 2.  | Nga'olabye             | - | How you have suffered                              |
| 3.  | Okola nnyo             | - | You work hard                                      |
| 4.  | Nga'okola nnyo         | - | How hard you work!                                 |
| 5.  | Ozina bulungi          | - | You dance well                                     |
| 6.  | Nga'ozina bulungi      | - | How well you dance                                 |
| 7.  | Atusomesa bubi         | - | He teaches us badly                                |
| 8.  | Nga'tusomesa bubinnyo  | - | How badly he teaches us                            |
| 9.  | Mutukozesa nnyo        | - | You work us very much                              |
| 10. | Nga mutukozesa nnyo    | - | How hard you work us                               |
| 11. | Kitalo                 | - | It is tragic                                       |
| 12. | Nga kitalo             | - | What a tragic, monstrous thing which has happened. |
| 13. | Nsanyuse               | - | I am pleased                                       |
| 14. | Nga nsanyuse okukulaba | - | How pleased am I to see you!                       |

**NGA As a conjunctions**

This "nga" form is used as a conjunction, especially when it occurs in sentences which have (Bwe) form.

**bwetumuyamba nga maamawe asanyuka**

When we help him then his mother is happy

**Bw'okola ennyo ng'ofuna ssente nnyingi**

When you work hard then you get a lot of money

**Bw'onsomesa empola nga ntegeera bulungi**

When you teach me slowly then I understand well

## CONDITIONALS

SINGA .....	NANDI
IF .....	I WOULD

In English, there are sentences which could best be referred to as **conditionals**.  
 "If I was ..... I would be"

In Luganda, such sentences can be built on the following structures:

Singa nnali mugezi nnyo nandifunye omulimu omulungi  
 (Lit: If I was very clever, I would have got job good)  
 If I was clever, I would have got a good job

Singa wali mulokole tewandikoze bw'otyo!  
 (Lit: If you were saved not you would have done like that)  
 If you were saved(religiously) you would not have acted like that

Singa ffenna twali bagagga mu Uganda, tewandibaddewo babbi.  
 (Lit: If all we were rich in Uganda not there would have been  
 thieves)  
 If we were all rich in Uganda, there would have been no thieves

Singa onnyambako nandimaze mangu  
 (Lit: If you me hlp a bit I would finish quickly  
 If you helped me a bit, I would have finished quickly)

Singa otuwayc ku ssente idisanyuse nnyo  
 (Lit: If you us give a bit of money we would have been happy  
 very)  
 If you give us abit of money we would have been very happy/pleased.

Singa wali omanyi tewandizzeyo kwogera naye  
 (Lit: If you were not you would again speak with him)  
 If you knew, you would never again speak with him

Singa nkubuulirako onoonyamba?  
 (Lit: If I you tell a little bit you will me help?)  
 If I tell you a little bit, would you help me?

Singa tujja ku ssaawa nnya tunaasanga omaze okukola  
 (Lit: If we come at hour four we will find you have finished working.)  
 If we come at ten o'clock, shall we find that you have finished working?

## CONJUNCTIONS

ERA NE ATE AND
-------------------

The above words are all conjunctions which could be equated to "and" in English. However they are not interchangeable, although they can sometimes be used together in one sentences.

## ERA

This and is used to connect two sentences or ideas which are consequential together. e.g.

Nze mmanyi nti anjagala nnyo era nange mwagala.

I know that he loves me a lot and I too love him.

Twagendayo era nebatuanyukira nnyo

We went there and they were pleased with us a lot

Jane yannyinnyonnyola era nammatiza na bulungi

Jane experienced to me and she satisfied me very well

## ATE

This type of and is usually used to connect phrases which are not necessary consequential e.g.

Nze ndi bulungi ate ggwe oli otya?

I am fine and you how are you?

Ogambye nti oli mukufu ate kaakati lwaki olya?

You have said that you are "full up" and now why are you eating?

Baalabye nga bamutwala ate ne batatubulira so nga batumanyi bulungi.

They saw them while being taken and yet they did not tell us even though they know us very well.

Ebyo mbiwulidde ate ebirala?

Those I have heard and others?

Oguze ennyaanya ate obutungulu buluwa?

You have bought the tomatoes, and the onion, where are they

Lwaki omukubye ate ng'omanyi nti tategeera?

Why have you hit him and yet you know that he does not understand?

Lwaki oleekana naye, nga ate tamanyi Luganda?

Why are you shouting with him whilst you know that he doesn't understand Luganda?

Ate bw'onnoddamu okukikola ojja kundaba

And if you do it again you will see me

## NE

This is usually a narrative form or a very simple conjunction

Jane ne Mary basoma oluganda  
 Omukyala n'omwami bali mu ffumbiro  
 Omusomesa n'a'bayizi bazannya  
 Banna Uganda ne Bannakenya tebaagalana  
 The Ugandas and the Kenyans do not like each other.

As a narrative it works as follows: It usually implies "and them")

Bwe twagenda e Makerere ne tulaba Kasalina  
 When we went to Makerere then we saw Kasalina

Bwennaakulabako ne nkubuulira byonna  
 When I see you then I will tell you all

Bwenzuukuka ne jjenda mu kinaabiro okunaaba  
 When I get up then I go to the bathroom to bathe

Note that when it is used, the tense of the verb on to which it is fixed must always remain on the present form.

## ACTIVITY I

Go over the letter which was written at the beginning of this unit and:

- a) Write out all the words you know
- b) Write out the expressions which you have failed to figure out.
- c) Now write a Luganda letter to Kasalina telling her of all those expressions which have defeated you, and all other linguistic problems you have experienced.

This is Kasalina's contact, and if you simply want to criticise her. The address is:

Dr. Kasalina N.B. Matovu  
 Department of Languages  
 Makerere University  
 Box 7062  
 Kampala  
 Uganda  
 E. Africa.

## APPENDIX I

Below is a categorisation of specific type of common verbs found in Luganda. Try to use them with the first person pronoun (N-) and then put them in several tenses. This will help to clarify several important issues for you.

## Category A:

- |    |        |   |  |
|----|--------|---|--|
| 1. | Kutta  | - | to kill                                |
| 2. | Kubba  | - | to steal                               |
| 3. | Kudda  | - | to return                              |
| 4. | Kumma  | - | to refuse to give something to someone |
| 5. | Kussa  | - | to breath                              |
| 6. | Kujja  | - | to come                                |
| 7. | Kuggya | - | to burn                                |
| 8. | Kuggwa | - | to be completed                        |
| 9. | Kuzza  | - | to bring                               |

**Category B:**

1. Kwebaza - to thank
2. kwesiga - to trust
3. Kwegendereza - to be careful
4. Kwebaka - to sleep
5. Kwetaaga - to need
6. Kwesunga - to anticipate
7. Kwewuunya- to be surprised
8. Kwejaga - to show happiness
9. Kwepanka - to think highly of ones self
10. Kwebuza - to get independence or to control oneself

**Category C:**

1. Kwesiba - to tie up yourself
2. Kwefumbira - to cook for oneself
3. Kweyamba - to help yourself
4. Kwesomesa - to teach oneself
5. Kwesasula - to pay yourself
6. Kwevuga - to drive yourself
7. Kweyogerera - to speak for yourself
8. Kwegeera - to understand yourself
9. Kwekuza - to bring yourself up
10. Kwebuza - to ask yourself

**Category D:**

1. Kwagala - to love/like
2. Kwambala - to dress up
3. Kwanguwa - to hurry
4. Kwambula - to undress
5. Kwanika - to put up to dry
6. Kwasanguza - to declare out in the open
7. Kwatula - to pronounce
8. Kwavula - to crawl
9. Kwatika - to break
10. Kwasa - to break
11. Kwazika - to lend

**Category E:**

- |    |            |   |                        |
|----|------------|---|------------------------|
| 1. | Kwonoona   | - | to spoil               |
| 2. | Kwonooneka | - | to be spoilt           |
| 3. | Kwogera    | - | to speak               |
| 4. | Kwosa      | - | to absent              |
| 5. | Kwota      | - | to warm yourself       |
| 6. | Kwoza      | - | to wash                |
| 7. | Kwosera    | - | to be malnutralited    |
| 8. | Kwola      | - | to bring up/to sharpen |
| 9. | Kwoleka    | - | to display             |

**Category F:**

- |     |        |   |              |
|-----|--------|---|--------------|
| 1.  | Kufa   | - | to die       |
| 2.  | Kugwa  | - | to fall      |
| 3.  | Kuta   | - | to release   |
| 4.  | Kusa   | - | to grind     |
| 5.  | Kuwa   | - | to give      |
| 6.  | Kuba   | - | to be        |
| 7.  | Kulya  | - | to eat       |
| 8.  | Kunywa | - | to drink     |
| 9.  | Kukya  | - | to break     |
| 10. | Kuva   | - | to come from |

**Category G:**

- |     |        |   |            |
|-----|--------|---|------------|
| 1.  | Kuyiga | - | to learn   |
| 2.  | Kufuga | - | to rule    |
| 3.  | Kuwola | - | to cool    |
| 4.  | Kusala | - | to cut     |
| 5.  | Kulaba | - | to see     |
| 6.  | Kuvuga | - | to drive   |
| 7.  | Kuseka | - | to laugh   |
| 8.  | Kusika | - | to pull    |
| 9.  | Kupika | - | to pump    |
| 10. | Kuloga | - | to bewitch |
| 11. | Kukola | - | to do      |



**Category H:**

1. Kuyigiriza - to teach
2. Kubuulirira - to advise
3. Kulabirira - to look after
4. Kutegeera - to understand
5. Kuzimbira - to build for
6. Kuyingira - to enter
7. Kufuluma - to exit
8. Kwamriza - to welcome somebody
9. Kwojjereza - to court a girl
10. Kuteebereza - to speculate
11. Kulindirira - to marry off
12. Kulindirira - to wait for somebody for a long time

**Category J:**

1. Kwogerayogera - to be talkative
2. Kuzannyirira - to play repeatedly/to be playful
3. Kusekerera - to laugh repeatedly/to laugh at someone.

**APPENDIX B**

The following are some of the terms which will help to broaden your vocabulary of Luganda.

	ENGLISH	LUGANDA
1.	body	omubiri
2.	head	omutwe
3.	brain	obwongo
4.	hair (of head)	enviiri
5.	forehead	ekyenyi
6.	face (in the face)	mu maaso
7.	cheek	ttama
8.	jaw	oluba
9.	chin	akalevu
10.	beard	ekilevu
11.	nose	ennyindo
12.	eye	eriiso
13.	tear	ezziga
14.	ear	okutu

15.	mouth	akamwa
16.	lip	omumwa
17.	tongue	olulimi
18.	tooth	erinyo
19.	throat	obulago/omumiro
20.	neck	ensingo
21.	shoulder	ekibegabega
22.	arm	omukono
23.	armpit	enkwawa
24.	elbow	olukokola
25.	left hand	omukono ogwa ddyo
26.	right hand	omukono ogwa kkono
27.	palm (of hand)	ekibatu
28.	finger	engalo
29.	finger nail	enjala/olwala
30.	back (of body)	omugongo
31.	rib	olubiriizi
32.	chest	ekifuba
33.	breasts (female)	amabeere
34.	navel	ekkundi
35.	knee	evviivi
36.	foot	ekigere
37.	ankle	akakongovvule
38.	heel	ekisinziiro
39.	skin	olususu
40.	flesh	ennyama
41.	blood	omusaayi

**Action words (verbs)**

	ENGLISH	LUGANDA
1.	to come	okujja
2.	to arrive	okutuuka
3.	to rest	okuwummula
4.	to wait	okulinda
5.	to stand	okuyimirira
6.	to sit down	okutuula wansi
7.	to squat	okusitama
8.	to walk	okutambula
9.	you run away	okudduka (wo)
10.	to follow	okugoberera

11.	to return	okukomawo
12.	to send	okutuma
13.	to bring	okuleeta
14.	to take	okutwala
15.	to seize/rape	okutwata
16.	to lay down	okuteeka wansi
17.	to swim	okuwuga
18.	to jump	okubuuka
19.	to throw	okukasuka
20.	to fall	okugwa

PART II: Words to do with aspects of social life and structure

	ENGLISH	LUGANDA
1.	person	omuntu
2.	name	erinja
3.	tribe	eggwanga
4.	elder	omukulu
5.	friend	mukwano
6.	guest	mugenyi
7.	family	amaka
8.	marriage	obufumbo
9.	to marry (of man)	okuwasa
10.	to marry (of woman)	okufumbirwa
11.	husband (my)	baze / omwami
12.	father (my)	kitange/taata
13.	wife (my)	omukyala (wange)
14.	mother	mmange/maama
15.	to love	okwagala
16.	to obey	okuwulira
17.	mother's brother	kojja
18.	mother's sister	senga
19.	son (my)	mutabani (wangi)
20.	daughter (my)	muwala (wange)
21.	elder brother	baaba
22.	elder sister	baaba
23.	boy	omulenzi
24.	girl	omuwala
25.	twins	abalongo
26.	man	omusajja
27.	woman	omukazi

28.	barren woman	omugumba
29.	baby	omwana
30.	last born	omujjalanda
31.	adult	omutu omukulu
32.	voice	eddoobozi
33.	to shout	okuwoggana/okuleekaana
34.	to call	okuyita
35.	to cry	okukaaba
36.	language	olulimi
37.	to speak	okwogera
38.	to tell	okugamba/ okubuulira
39.	tale	olugero
40.	conversation	emboози
41.	to chart	kunyumya
42.	to ask(quesion)	okubuuza
43.	to answer	okuddamu
44.	to askfor/pray	okusaba
45.	to help	okuyamba
46.	to refuse	okugaana
47.	to permit	okukkiriza
48.	to give	okuwa
49.	to get/receive	okufuna
50.	gift	ekirabo
51.	to show	okulaga
52.	to look at	okutunuulira
53.	to explain	okunnyonnyola
54.	to teach	okuyigiriza/okusomesa
55.	to learn	okuyiga
56.	to read	okusoma
57.	to write	okuwandiika

**PART III: Aspects of behavioural characteristics - some to which are antisocial**

1.	quarrel	oluyombo/enyombo
2.	to quarrel	okuyomba
3.	to slap	okukuba oluyi
4.	to beat	okukuba
5.	to hit	okukuba
6.	war	olutalo
7.	to chase away	okugoba
8.	to steal	okubba
9.	to deceive/tell lies	okulimba

- |     |              |           |
|-----|--------------|-----------|
| 10. | to hide(**?) | okukweeka |
| 11. | to curse     | okukolima |
| 12. | to insult    | okuvuma   |
| 13. | lying        | okulimba  |

**Amateeka (Judiciary)**

- |     |                |                                  |
|-----|----------------|----------------------------------|
| 1.  | lawsuit        | omusango                         |
| 2.  | judge          | omulamuzi                        |
| 3.  | to accuse      | okuwaabira/okuwaaba/okuwaayiriza |
| 4.  | to admit guilt | okukkiriza (ensobi)/omusango     |
| 5.  | to deny        | okwegaana                        |
| 6.  | truth          | amazima                          |
| 7.  | oath           | okulayira/ekirayiro              |
| 8.  | to command     | okuduumira                       |
| 9.  | to forbid      | okutangira                       |
| 10. | to agree       | okukiriziganya/okukkiriza        |
| 11. | to punish      | okubonereza                      |

**Ebijaguzo (Entertainment)**

- |    |              |            |
|----|--------------|------------|
| 1. | Dance        | amazina    |
| 2. | to dance     | okuzina    |
| 3. | drum         | ejjoma     |
| 4. | to laugh     | okuseka    |
| 5. | to play      | okuzannya  |
| 6. | to sing      | okuyimba   |
| 7. | song         | oluyimba   |
| 8. | to get drunk | okutamiira |

**PART IV: Vocabulary showing names of domestic items**

- |     |          |                  |
|-----|----------|------------------|
| 1.  | house    | enyumba          |
| 2.  | to build | okuzimba enyumba |
| 3.  | wall     | ekisenge         |
| 4.  | roof     | akasolya         |
| 5.  | window   | eddirisa         |
| 6.  | door     | oluggi           |
| 7.  | to open  | okuggula         |
| 8.  | to shut  | okuggala         |
| 9.  | to enter | okuyingira       |
| 10. | room     | ekisenge         |

- |     |                         |                        |
|-----|-------------------------|------------------------|
| 11. | enclosure (for animals) | ekigo/ekiraalo/ekisibo |
| 12. | fence                   | olukomera              |
| 13. | well                    | oluzzi                 |
| 14. | garden                  | ennimiro               |

<b>In the kitchen/garden</b>
<b>Muffumbiro/ennimiro</b>

- |     |                           |                       |
|-----|---------------------------|-----------------------|
| 1.  | fireplace                 | ekyoto                |
| 2.  | to kindle (fire)          | okuseesa              |
| 3.  | fire                      | omuliro               |
| 4.  | to burn up (sth)          | kwokya                |
| 5.  | charcoal                  | amanda                |
| 6.  | smoke                     | omukka                |
| 7.  | ashes                     | evvu                  |
| 8.  | to extinguish             | okuzikiriza/okuzikiza |
| 9.  | firewood                  | enku                  |
| 10. | bundle (of firewood)      | ekinywa (ky'enku)     |
| 11. | cooking-stones            | amasiga               |
| 12. | to cook                   | okufumba              |
| 13. | to fry                    | okusiika              |
| 14. | to bake                   | okufumba              |
| 15. | to boil (intr) become hot | okwesera              |
| 16. | metal cooking pot         | essefuliya            |
| 17. | earthen water pot         | ensuwa                |
| 18. | to draw water             | okukima amazzi        |
| 19. | to carry water            | okwetikka amazzi      |
| 20. | to pour                   | okuyiwa               |
| 21. | to shake                  | okunyenya             |
| 22. | to strain(liquid)         | okusengejja           |
| 23. | to fill                   | okujjuza              |
| 24. | to mix                    | okutabula             |
| 25. | to cover (a pot)          | okusaanikira          |
| 26. | to uncover                | okusanukula           |
| 27. | to cut                    | okusala               |
| 28. | to smash                  | okwasa                |
| 29. | to pound                  | okusekula             |
| 30. | grind (grai)              | okusa                 |
| 31. | mortar                    | ekinu                 |
| 32. | pestle                    | omusekuzo             |
| 33. | bed                       | ekitanda              |
| 34. | chair                     | entebe                |
| 35. | mat                       | omukeeka              |

36.	bag	ensawo
37.	basket	ekikapu
38.	bottle	eccupa
39.	guord	endeku
40.	hammer	enyondo
41.	marchete	ejjambiya
42.	axe	embazzi
43.	knife	akaso/akambe
44.	sharp (knife)	bwogi
45.	blunt (knife)	kong'otevu
46.	broom	olweyo
47.	lamp	ettaala
48.	mirrow	endabirwaamu
49.	rope	omugwa
50.	knot	ekifundikwa
51.	to hang up	okuwanika
52.	to split (firewood)	okwasa enku
53.	to sew	okutungu
54.	to wash clothes	okwoza engoye
55.	field	ennimiro
56.	to cultivate	okulima
57.	to dig (hole)	okusima ekinnya
58.	hoe	enkumbi
59.	to rake (earth)	okukabala
60.	to plant	okusimba
61.	to weed	okukoola
62.	to harvest	okukungula
63.	to gather (fruits)	okunoga ebibala
64.	to pick up	okusitula
65.	load	omugugu
66.	stock (of grain)	empu
67.	barn, granary	ekyagi
68.	cow	ente
69.	to rear	okulunda
70.	to herd (feed)	okulunda
71.	bull	ennume
72.	to milk	okukama
73.	to churn milk	okusunda amata
74.	donkey	endogoyi
75.	goat	embuzi
76.	sheep	endiga
77.	pig	embizzi
78.	chicken	enkoko

79.	cock	enkoko empanga
80.	cat	kkapa
81.	dog	embwa
82.	to hunt	okuyigga
83.	hunter	omuyizzi
84.	bow	omutego gw'akasaale
85.	arrow	akasaale
86.	gun	emmundu
87.	to shoot	okukuba einundu
88.	spear	effumu
89.	to pierce	okufumita
90.	to kill	okutta
91.	shield	engabo
92.	stick	omuggo
93.	trap	omutego
94.	canoe	eryaato
95.	ship	emeeri
96.	paddle	enkasi
97.	to paddle	okukuba enkasi
98.	to fish	okuvuba eby'ennyanja

**PART V: Animal terminologies and nomenclature**

1.	anima	ekisolo
2.	to bite	okuluma
3.	fur	ebyooya
4.	horn	ejjembe
5.	tail	omukira
6.	buffalo	embogo
7.	elephant	enjovu
8.	giraffe	entugga
9.	hippo	envubu
10.	hyena	empisi
11.	leopard	engo
12.	lion	empologoma
13.	fruit-bat	akawundo
14.	baboon	ezzike
15.	monkey	enkima
16.	rat	emmese
17.	fish	ebyenyanja
18.	crab	enjaba
19.	crocodile	goonya
20.	python	ttimba



21.	snake	omusota
22.	lizard	omunya
23.	snail	ekkovu
24.	frog	ekikere
25.	worm (earth)	olusirinjanyi
26.	honey bee	enjuki
27.	soldier ant	ensanafu
28.	termite	enkuyege
29.	house fly	ensowera
30.	mosquito	ensiri
31.	spider	nabbubi
32.	louse (of body)	ensekere
33.	bird	ekinyonyi
34.	feather	ekyoya
35.	wing	ekiwawatiro
36.	to fly	okubuuka
37.	guinea fowl	enkofu
38.	hawk (harrier)	empungu
39.	vulture	ensega
40.	pigeon	enjiibwa

**PART VI: General/daily activities**

1.	to begin	okutandika
2.	to finish (sth)	okumala
3.	to do	okukola
4.	work	omulimu
5.	to work	okukola-okukola
6.	to try	okugezaako
7.	to pull	okusika
8.	to push	okusindika
9.	to put into	okuteekamu / okussaamu
10.	to turn/revolve	okwetooolola
11.	to bend	okuweta
12.	to break (sth)	okumenya
13.	to tear	okuyuza
14.	to divide	okugabanya
15.	to lift	okusitula
16.	to mould (pottery)	okubumba
17.	to carve	okubajja
18.	to forge	okuweesa
19.	iron	ekyuuma
20.	to melt (sth)	okusanuusa

21.	to paint with color	okusiiga langi
22.	to twist (rope)	okunyoola omuguwa/ omugwa
23.	market	akatale
24.	to buy	okugula
25.	to sell	okutunda
26.	to exchange	okuwanyisa
27.	debt	ebbanja
28.	to pay	okusasula
29.	money	ssente
30.	cheap	laisi
31.	expensive	obuseere
32.	hunger	enjala
33.	to eat	okulya
34.	food	emmere
35.	to swallow	okumira
36.	thirst	ennyonta
37.	to drink	okunywa

<b>Ebyokulya (food)</b>
-------------------------

1.	egg	eggi
2.	honey	omubisi (gw'enjuki)
3.	meat	ennyama
4.	milk	amata
5.	oil (churned butter)	omuzigo
6.	oil (cooking)	bbutto
7.	banana	amatooke
8.	banana (plantation)	ekitooke
9.	orange	omucungwa
10.	sugarcane	ekikajjo
11.	mango fruit	omuyembe
12.	tomato	ennyanya
13.	cassava	muwogo
14.	sweet potato	lumonde
15.	irish potatoes	obumonde
16.	yam	amayuuni
17.	pepper	kamulali
18.	salt	omunnyu/ omunnyo
19.	flour	obuwunga, ensaano
20.	maize	kasooli
21.	millet	obulo
22.	rice (grain)	omuceere

23.	clothing	engoye
24.	to wear	okwambala
25.	to dress	okwambala
26.	to undress	okwambula
27.	hat	enkufiira/enkofiira
28.	shirt	essaati
29.	shorts	empale enympi
30.	trousers	empale empanvu
31.	to iron	okugolola
32.	stockings	sokisi
33.	shoe	engatto
34.	finger ring	empeta
35.	to plait	okusiba (enviiri)

## PART VII: Natural phenomenon

1.	sky	olubaale, eggulu
2.	darkness	enzikiza
3.	dawn	emmambya
4.	light	ekitangaala
5.	sun	enjuba/omusana
6.	to shine	okwaaka
7.	shadow	ekisikirize
8.	heat	ebbugumu
9.	moon	omweezi
10.	star	emunyenye
11.	wind	empewo/embuyaga
12.	wind	omuyaga
13.	to blow (wind)	okufuuwa/okukunta
14.	cloud	ekire
15.	rain	enkuba
16.	to rain	okutonnya
17.	lightning	laddu
18.	thunder	eggulu
19.	world	ensi
20.	land	olukalu
21.	forest	ekibira
22.	mountain	olusozi
23.	rock	olwaazi
24.	valley	ekiwonvu
25.	plain	lusenyi
26.	cave	empuku
27.	hole	ekinnya

28.	water	amazzi
29.	river	omugga
30.	lake	enyanja
31.	stone	ejjinja
32.	dust	enfuufu
33.	mud	ebisooto
34.	sand	omusenyu
35.	soil (clay)	ettaka
36.	path	ekkuubo
37.	road	oluguudo
38.	place	ekifo
39.	village	ekyalo
40.	plant	ekimera
41.	to sprout	okumera
42.	tree	omuti
43.	root	omulandira
44.	branch	ettabi
45.	leaf	ekikoola
46.	thorn	eriggwa
47.	fruit	ekibala
48.	unripe	ekibisi
49.	to ripen	okwengera
50.	to be rotten	okuvunda
51.	date-tree	ekinazi
52.	grass	essubi (muddo)
53.	pumpkin	ensujju

**PART VIII: Measurements and weights**

1.	number	omuwendo (namba)
2.	many	-ingi
3.	crowd (of people)	ekibinja
4.	few	-tono
5.	alone	-ekka
6.	all	-onna
7.	to be full	okujjula/obujjuvu
8.	to count	okubala
9.	to measure	okupima
10.	weight	obuzito
11.	heavy	obuzito
12.	boundary	ensalo
13.	line (row)	olukalala
14.	far	wala

15.	near	kumpi
16.	different	kyawufu
17.	other	ekirala (-lala)
18.	thing	ekintu
19.	sign	akabonero
20.	end	nkomerero

### Changes in time weather and feelings

1.	time	ekiseera
2.	year	omwaka
3.	week	sabiiti, wiiki
4.	day (24 hrs)	olunaku
5.	daytime	emisana
6.	night	ekiro
7.	morning	amakya
8.	evening	akuwungezi
9.	today	leero
10.	tomorrow	enkya
11.	yesterday	jjo
12.	the past	ekiseera ekyayita
13.	anger	obusungu
14.	to be angry	okunyiga
15.	to hate	okuwalana
16.	mercy	obusaasizi
17.	desire	obwetaavu
18.	to be astonished	okwewuunya
19.	doubt	okubuusabuusa
20.	fear	okutya
21.	shame	ensonyi
22.	sorrow	ennaku
23.	pain (of body)	obulumi
24.	to be proud	okwewulira
25.	fatigue	obukoowu
26.	smell (good)	okuwunya (bulungi)
27.	smell (bad)	okuwunya (bubi) okucuuma
28.	to remember	okujjukira
29.	to forget	okwerabira
30.	to think	okulwooza
31.	to know	okumanya
32.	to hear	okuwulira
33.	noise	okuwoggana/okuleekana

34.	to see	okulaba
35.	to touch	okukwata (ko)
36.	to taste sth (food)	okuloza
37.	bitter	obukaayi
38.	life	obulamu
39.	to die	okufa
40.	death	olumbe
41.	corpse	omulambo
42.	to burry	okuziika
43.	grave	amalaalo
44.	God	Katonda
45.	ghost	omuzimu
46.	taboo	omuziro
47.	to divine	okulagula
48.	medicine man	omuganga
49.	sorcerer	omulogo
50.	to bewitch	okuloga
51.	witchcraft	obulogo

some adjectives which are commonly used]

1.	big	-nene
2.	small	-tono
3.	long	-wanvu
4.	short	-mpi
5.	wide	-gazi
6.	narrow	-funda
7.	heavy	-zito
8.	light	-wewufu
9.	good	-lungi
10.	bad	-bi
11.	clean	-yonjo
12.	dirty	-jjama
13.	hard	-gumu
14.	soft	-gonda
15.	wisdom	magezi
16.	stupidity	busiru
17.	black	nzirugavu
18.	red	myuufu
19.	white	njeru
20.	fat (person)	-nene
21.	sweet	-woomerera

22.	weak	-nafu
23.	cold	-fukire nyogoga
24.	dry	-kalu
25.	to be sufficient	-mala
26.	to be suitable	-saana
27.	new	-pya

The above list of words (verbs, nouns, adjectives) is a modification extraced from the Luganda Students Manual written by Winnie Bah rye in 1992 for U.S. Peace Corps, Uganda.

### Conclusion

Please note that this manual is simply introducing you to the basic mechanisms of Luganda grammar. It is expected that you can now make use of simple reading materials at the same time engage in conversation with Luganda speakers at a basic communicative level.