


CARD ACTIVITIES

Card activities continue from Semester 2 as 5-10 minute reviews of previously introduced vocabulary. During Semester 3 some new vocabulary and the occasional new topic are added.


Suggestion: Practice these card activities either before or after you have worked with the unscripted dialogs that are scheduled for the same class period.

CARDS 41

In-Law Family

 (Vocabulary is recorded in scrambled order. The Dari words are also provided on flash cards.)

عروس	●	A. father-in-law
داماد	●	B. mother-in-law
خسر	●	C. sister-in-law (husband's side)
خشو	●	D. sister-in-law (wife's side)
ننو	●	E. brother-in-law (husband's side)
ایور	●	F. brother-in-law (wife's side)
خسر و خشو	●	G. son-in-law
خسران خیل	●	H. daughter-in-law
خیا شنه	●	I. parents-in-law
خسر بره	●	J. in-law family

1.  Listen to the words until you are thoroughly familiar with them.
2. Match them to their meanings.
3. Your instructor provides the handwritten words on flash cards. Shuffle the cards. When called upon, arrange them logically. Explain in Dari how you arranged the cards.
4. Draw a card. Describe who the person is (or the people), in a roundabout way. Another student will say the Dari term. Find out if that student has such a relative (such in-laws). Converse in conversational Dari.
5. Draw a card. Describe a quarrel between this person / party and the other side of the family. Make contrastive statements about their opposing positions: "..., whereas" / "..., however," As you elaborate, remember to use conversational Dari.
6. Your teacher will lead a role-play, reporting a missing family member (missing family members.) Using conversational Dari, you inquire about the last known whereabouts and witnesses. Others in class will note the details and report them.

7. Use the pictures for additional practice. Using conversational Dari, ask each other about these people and places. Make up identities and stories.



© Joshua J. Norman




© Ellyn Cavanagh, Ph.D.




© Rosemary Stasek

CARDS 42

Marital / Family Status

 (Vocabulary is recorded in scrambled order. The Dari words are also provided on flash cards.)

یتیم	●	A. married
بیوه	●	B. unmarried / single
مجرد	●	C. widowed
طلاق شده	●	D. engaged
نامزد دار	●	E. divorced
مرده / متوفی	●	F. separated
متأهل	●	G. orphaned
جدا شده	●	H. deceased


1.  Listen to the words until you are thoroughly familiar with them.
2. Match them to their meanings.
3. Your instructor provides the handwritten words on flash cards. Shuffle the cards. When called upon, arrange them logically. Explain in Dari how you arranged the cards.
4. Draw a card. Talk about a person who fits this description. Explain his / her situation in conversational Dari.
5. Select a card that allows you to compose a conditional sentence in the past tense: “If had not ..., then” Remember to use conversational forms.
6. Your teacher will talk about his/her family tree (making up information as needed.) Draw the family tree, crossing out divorced and deceased individuals. Report the information to the class.
7. Use the pictures for additional practice. Using conversational Dari, ask each other about these people and places. Make up identities and stories.




© both Joshua J. Norman

CARDS 43

Staple Foods

 (Vocabulary is recorded in scrambled order. The Dari words are also provided on flash cards.)

- | | | |
|--------------|---|----------------|
| مساله جات | ● | A. rice |
| روغن پخت وپز | ● | B. bread |
| سبزیجات | ● | C. fruits |
| گوشت | ● | D. nuts |
| خسته جات | ● | E. meat |
| میوه جات | ● | F. vegetables |
| برنج | ● | G. cooking oil |
| نان خشک | ● | H. spices |


1.  Listen to the words until you are thoroughly familiar with them.
2. Match them to their meanings.
3. Your instructor provides the handwritten words on flash cards. Shuffle the cards. When called upon, arrange them logically. Explain in Dari how you arranged the cards.
4. Draw a card. Talk about Afghans' and also your own preferences. Give several examples. Remember to practice conversational Dari.
5. Draw two cards. Use both words in a sentence that describes Shahla's disappointment when she could find neither nor ... at the market today. In conversational Dari, say why she needed the items.
6. Your teacher will play the role of a vendor, offering various staple foods. You inspect the items and suspect substandard quality. (Be sure to use conversational Dari.) Others in class note the prices mentioned and report them.
7. Use the pictures for additional practice. Using conversational Dari, ask each other about these people and places. Make up identities and stories.




© all Joshua J. Norman

CARDS 44

Beverages

 (Vocabulary is recorded in scrambled order. The Dari words are also provided on flash cards.)

- | | | |
|--------|---|------------------|
| دوغ | ● | A. tea |
| سودا | ● | B. water |
| شیرچای | ● | C. juice |
| شیر | ● | D. milk |
| شربت | ● | E. buttermilk |
| آب | ● | F. coffee |
| چای | ● | G. tea with milk |
| قهوه | ● | H. soda pop |

1.  Listen to the words until you are thoroughly familiar with them.
2. Match them to their meanings.
3. Your instructor provides the handwritten words on flash cards. Shuffle the cards. When called upon, arrange them logically. Explain in Dari how you arranged the cards.
4. Draw a card. Ask your neighbor whether he / she drinks a lot of this beverage. Find out the reason(s). Share your own preference(s). Converse in conversational Dari.
5. Select a card that allows you to compose a conditional sentence in the past tense: “If he /she had not ..., then he/she would not be ... today.” Use conversational forms.
6. Your teacher will lead a role-play, offering various refreshments. Settle for something that your queasy stomach can tolerate. Make small talk. Practice conversational Dari.
7. Use the pictures for additional practice. Using conversational Dari, ask each other about these people and places. Make up identities and stories.



© Joshua J. Norman




© Robert W. Kranz




© Joshua J. Norman

CARDS 45

Food Descriptions

 (Vocabulary is recorded in scrambled order. The Dari words are also provided on flash cards.)

شیرین	●	A. spicy
ترش	●	B. hot
پوسیده / گندیده	●	C. cold
تازه	●	D. sweet
تلخ	●	E. sour
نرم	●	F. bitter
سرد	●	G. tough
تند و تیز	●	H. fresh
داغ	●	I. tender
سخت	●	J. spoiled


1.  Listen to the words until you are thoroughly familiar with them.
2. Match them to their meanings.
3. Your instructor provides the handwritten words on flash cards. Shuffle the cards. When called upon, arrange them logically. Explain in Dari how you arranged the cards.
4. Draw a card. Talk about a food with that characteristic, and whether you recommend or advise against consuming it.
5. Select two cards. Use both words in a sentence that describes foods you tasted at a banquet. Using conversational Dari, compose the statement according to one of these patterns: “Not only ... but also”; “Neither ... nor”; “..., however,”
6. Your teacher will describe the lunch buffet at the Kabul Intercontinental Hotel. Some items get rave reviews but others are not good. Take notes and report what you might try and what you will avoid.
7. Use the pictures for additional practice. Using conversational Dari, ask each other about these people and places. Make up identities and stories.



© Luke Powell




© Gary W. Bowersox "The Gem Hunter"




© Gary W. Bowersox "The Gem Hunter"

CARDS 46

More Descriptions

 (Vocabulary is recorded in scrambled order. The Dari words are also provided on flash cards.)


- | | |
|-----------------------|------------------|
| خوشمزه/ لذیذ/ مزه دار | ● A. edible |
| غیر قابل نوشیدن | ● B. inedible |
| روغنی/ چرب | ● C. potable |
| کم چربی | ● D. not potable |
| خوردنی/ قابل خوردن | ● E. fatty |
| نمکی/ شور | ● F. lean |
| نوشیدنی/ قابل نوشیدن | ● G. delicious |
| غیر قابل خوردن | ● H. salty |

1.  Listen to the words until you are thoroughly familiar with them.
2. Match them to their meanings.
3. Your instructor provides the handwritten words on flash cards. Shuffle the cards. When called upon, arrange them logically. Explain in Dari how you arranged the cards.
4. Draw a card. Talk in conversational Dari about the danger or benefits of consuming something of this quality.
5. Select two cards. Use both words in a statement that warns of contaminated water and produce near a factory. Write a warning sign, using **formal** Dari.
6. Describe Afghan kabobs.




© Joshua J. Norman

CARDS 47 Consumption

 (Vocabulary is recorded in scrambled order. The Dari words are also provided on flash cards.)

گرفتن	●	A. eat
ضرورت داشتن	●	B. drink
خوش داشتن	●	C. chew
خالی کردن	●	D. cut
خواستن	●	E. get
بریدن	●	F. fill
خوردن	●	G. empty
خوش نداشتن	●	H. like
پرکردن	●	I. dislike
نوشیدن	●	J. want
جویدن	●	K. need


1.  Listen to the words until you are thoroughly familiar with them.
2. Match them to their meanings.
3. Your instructor provides the handwritten words on flash cards. Shuffle the cards. When called upon, arrange them logically. Explain in Dari how you arranged the cards.
4. Going around the class, try to use up all the cards by telling a story about someone's restaurant visit. Practice conversational Dari.
5. Select two cards. Using conversational forms, compose a complex sentence using both words: "Even though"
6. How do you like your apples / meat / vegetables / etc.? Talk about your likes and dislikes, using the vocabulary from CARDS 45 and 46. Be sure to use conversational Dari.
7. Use the picture on the next page for additional practice. Using conversational Dari, say why you might (or will not) patronize this Chinese restaurant.




© Joshua J. Norman

CARDS 48

Meals

 (Vocabulary is recorded in scrambled order. The Dari words are also provided on flash cards.)

- | | | |
|-------------------|---|--------------|
| میلہ | ● | A. breakfast |
| روزہ / روزہ گرفتن | ● | B. lunch |
| نان چاشت | ● | C. dinner |
| نان شب | ● | D. snack |
| غذای سبک | ● | E. feast |
| جشن / عید | ● | F. fast |
| چای صبح | ● | G. picnic |


1.  Listen to the words until you are thoroughly familiar with them.
2. Match them to their meanings.
3. Your instructor provides the handwritten words on flash cards. Shuffle the cards. When called upon, arrange them logically. Explain in Dari how you arranged the cards.
4. Draw a card. Talk about what is typically consumed during this meal, whether modest or elaborate, or describe the nature of the fast.
5. Draw a card. You are in charge of organizing this event for the whole class. Talk in conversational Dari about your preparations. Use the future tense.
6. Select two cards. Compare the two events. Elaborate in conversational Dari.
7. Your teacher will lead a role-play, inviting you to share a meal. Since you are currently watching your diet, mention some of the restrictions. You may end up accepting or declining the invitation. Be sure to use conversational Dari.
8. Use the pictures for additional practice. Using conversational Dari, ask each other about these people and places. Make up identities and stories.




© all Gary W. Bowersox "The Gem Hunter"

CARDS 49

Personal Hygiene

 (Vocabulary is recorded in scrambled order. The Dari words are also provided on flash cards.)

- | | | |
|------------------------------|---|---------------|
| کریم دندان | ● | A. razor |
| برس دندان | ● | B. soap |
| پودر کالاشویی / پودر رختشویی | ● | C. comb |
| شامپو | ● | D. hairbrush |
| برس موی | ● | E. shampoo |
| شانه | ● | F. toothbrush |
| تیغ | ● | G. toothpaste |
| صابون | ● | H. detergent |


1.  Listen to the words until you are thoroughly familiar with them.
2. Match them to their meanings.
3. Your instructor provides the handwritten words on flash cards. Shuffle the cards. When called upon, arrange them logically. Explain in Dari how you arranged the cards.
4. Your teacher will describe an item without mentioning its name, giving clues about its size, texture or material, use, etc. Pick the card.
5. Draw a card. Talk about why this item is important. Practice speaking in conversational Dari.
6. Select two cards that allow you to complete the statement “When I travel ...” in conversational Dari.
7. Your teacher will lead a role-play, asking for one or more of the items that you are distributing to needy Afghans. You may not have enough left for a large family. Some items can be shared among the family members, but others should not. Converse informally.
8. Use the pictures for additional practice. Using conversational Dari, ask each other about these people and places. Make up identities and stories.




© both Defend America

CARDS 50

Personal Comfort

 (Vocabulary is recorded in scrambled order. The Dari words are also provided on flash cards.)


- | | |
|---------------------------------|-------------------------------|
| لوازم آشپزخانه / وسایل پخت و پز | ● A. blanket |
| ظروف / ظرفها | ● B. pillow |
| ظروف شیشه یی | ● C. heater |
| بخاری | ● D. lamp |
| بالت | ● E. silverware / flatware |
| سیت قاشق و پنجه | ● F. dishes |
| کمپل | ● G. pots and pans / cookware |
| چراغ | ● H. glasses / stemware |

1.  Listen to the words until you are thoroughly familiar with them.
2. Match them to their meanings.
3. Your instructor provides the handwritten words on flash cards. Shuffle the cards. When called upon, arrange them logically. Explain in Dari how you arranged the cards.
4. Draw a card. Say whether you currently own such an item (such items). Explain why or why not.
5. Draw a card. Describe the function of this item (or these items). Practice conversational Dari.
6. Select three cards that represent the important items you will need for your empty apartment, right away. In conversational Dari, explain your priorities for setting up your new apartment.
7. Your teacher will lead a role-play, asking for donations. A large feast to feed the community requires numerous items for both food preparation and dinner service. Each of you contributes something. Keep notes and report back the total of donations raised in your class. Remember to use conversational forms.
8. Use the pictures for additional practice. Using conversational Dari, ask each other about these people and places. Make up identities and stories.




© both Rosemary Stasek

CARDS 51 Medical Supplies

 (Vocabulary is recorded in scrambled order. The Dari words are also provided on flash cards.)

- | | | |
|-----------------------|---|---------------------|
| پیچکاری | ● | A. bandage |
| بنداز | ● | B. ointment |
| ضد عفونی کننده | ● | C. antibiotic |
| دوا | ● | D. medicine |
| ویتامین | ● | E. vitamins |
| انتی بیوتیک | ● | F. disinfectant |
| صندوقچهٔ کمکهای اولیه | ● | G. vaccine |
| مرهم | ● | H. first-aid kit |
| واکسین | ● | I. injection / shot |

1.  Listen to the words until you are thoroughly familiar with them.
2. Match them to their meanings.
3. Your instructor provides the handwritten words on flash cards. Shuffle the cards. When called upon, arrange them logically. Explain in Dari how you arranged the cards.
4. Draw a card. Talk informally about this item without mentioning it. Someone else will say what it is.
5. Select two cards that allow you to describe the dismal supply situation in the village clinic: “Neither ... nor” Say what happened as a consequence. Use conversational forms.
6. Your teacher will reminisce about his or her childhood, talking about some medical treatments or preventive measures received as a child. Respond by saying whether you had similar or different experiences. Practice conversational Dari.
7. Use the pictures for additional practice. Using conversational Dari, ask each other about these people and places. Make up identities and stories.




© Defenselink




© both Defend America

CARDS 52

Medical Personnel / Support

 (Vocabulary is recorded in scrambled order. The Dari words are also provided on flash cards.)

- | | |
|-------------------------------------|-----------------------|
| ● کلینیک صحی | ● A. physician |
| ● داکتر | ● B. dentist |
| ● شفاخانه | ● C. nurse |
| ● داکتر دندان | ● D. medic |
| ● دريور امبولانس / رانندهٔ امبولانس | ● E. ambulance |
| ● نرس / پرستار | ● F. ambulance driver |
| ● امبولانس | ● G. hospital |
| ● معاون داکتر | ● H. health clinic |

1.  Listen to the words until you are thoroughly familiar with them.
2. Match them to their meanings.
3. Your instructor provides the handwritten words on flash cards. Shuffle the cards. When called upon, arrange them logically. Explain in Dari how you arranged the cards.
4. Draw a card. Give a definition without mentioning the term. Someone else will say who or what it is.
5. Select two cards that allow you to contrast the two: “While (the one) ..., (the other)”
6. Select two cards that allow you to describe similarities between the two: “Both ... and”
7. Draw a card. Have you ever been to such a place or known such a person? Talk about your experience. Practice conversational Dari.
8. Use the pictures for additional practice. Using conversational Dari, ask each other about these people and places. Make up identities and stories.



© both Ellyn Cavanagh, Ph.D.



© Ellyn Cavanagh, Ph.D.



© Fakhronisa Faizani




© Ellyn Cavanagh, Ph.D.




© Defenselink

CARDS 53

Medical Procedures

 (Vocabulary is recorded in scrambled order. The Dari words are also provided on flash cards.)

- | | | |
|-------------------------|---|--------------------------|
| دیدن فشارخون | ● | A. vaccinate |
| به شفاخانه انتقال دادن | ● | B. give a shot |
| پیچکاری کردن | ● | C. treat |
| واکسین کردن | ● | D. help |
| معاینه کردن | ● | E. examine |
| کمک کردن | ● | F. check blood pressure |
| دیدن نبض | ● | G. take pulse |
| تداوی کردن/ معالجه کردن | ● | H. transport to hospital |

1.  Listen to the words until you are thoroughly familiar with them.
2. Match them to their meanings.
3. Your instructor provides the handwritten words on flash cards. Shuffle the cards. When called upon, arrange them logically. Explain in Dari how you arranged the cards.
4. Draw a card. Talk about the purpose for this procedure: Why is it done? Use conversational Dari.
5. Select a card. Compose a statement in the active voice describing what medical personnel are doing at a health clinic. Another student converts it to the passive voice.
6. Draw a card. When was the last time this happened to you? Talk about your experience, or lack thereof. Practice conversational Dari.
7. Use the pictures for additional practice. Using conversational Dari, ask each other about these people and places. Make up identities and stories.



© DOD Media




© Defend America




© Ellyn Cavanagh, Ph.D.

CARDS 54

Body: External Parts

 (Vocabulary is recorded in scrambled order. The Dari words are also provided on flash cards.)

شانه	●	A. arm
شکم	●	B. leg
انگشت	●	C. head
دست	●	D. foot
سر	●	E. hand
پا / پای	●	F. finger
بازو	●	G. shoulder
پا / پای	●	H. belly / abdomen

1.  Listen to the words until you are thoroughly familiar with them.
2. Match them to their meanings.
3. Your instructor provides the handwritten words on flash cards. Shuffle the cards. When called upon, arrange them logically. Explain in Dari how you arranged the cards.
4. Your teacher will write four additional words on the board, the Dari equivalents of
 - neck
 - wrist
 - elbow
 - knee

Listen as your teacher explains where each of these joints is found: “Between ... and “ Guess the meaning of each of the four words, from this description. Write the Dari words next to their English equivalents above.

5. Going around the class, say how the parts of the skeleton are connected. Start at the top or bottom.
6. Draw a card. Talk about how an injury or painful condition of this body part affects a soldier’s performance during rifle practice, PT, drill and ceremony, etc. Use conversational forms.
7. Use the pictures for additional practice. Using conversational Dari, ask each other about these people and their injuries. Make up identities and stories.




© both Luke Powell




© Ellyn Cavanagh, Ph.D.

CARDS 55

Body: Internal Parts

 (Vocabulary is recorded in scrambled order. The Dari words are also provided on flash cards.)

استخوان	●	A. heart
خون	●	B. lung
عضله	●	C. liver
قلب	●	D. stomach
شش	●	E. brain
معه	●	F. blood
دماغ / مغز	●	G. bone
جگر	●	H. muscle

1.  Listen to the words until you are thoroughly familiar with them.
2. Match them to their meanings.
3. Your instructor provides the handwritten words on flash cards. Shuffle the cards. When called upon, arrange them logically. Explain in Dari how you arranged the cards.
4. You want to find out what 'kidney' is called in Dari. Describe the function of this organ to your teacher who will tell you the Dari word, once your description is sufficiently accurate. Do not mention the word 'kidney.'
5. Select a card and talk about a related problem that you or someone you know has experienced, in the past. Practice conversational Dari.
6. Select two or more cards. Use the words in a description of mad cow (brain wasting) disease. Describe the effects on the animal.
7. Use the pictures for additional practice. Using conversational Dari, ask each other about these people and their ailments. Make up identities and stories.




© Ellyn Cavanagh, Ph.D.




© Defend America

CARDS 56

Head

 (Vocabulary is recorded in scrambled order. The Dari words are also provided on flash cards.)

گونه / رخسار	●	A. nose
روی	●	B. mouth
موی	●	C. eye
بینی	●	D. ear
دهن	●	E. tooth
چشم	●	F. beard
گوش	●	G. cheek
دندان	●	H. face
ریش	●	I. hair


1.  Listen to the words until you are thoroughly familiar with them.
2. Match them to their meanings.
3. Your instructor provides the handwritten words on flash cards. Shuffle the cards. When called upon, arrange them logically. Explain in Dari how you arranged the cards.
4. Select several cards that allow you to describe a family member or close friend, without mentioning who it is. Your classmates will guess if it is a male or female. Practice conversational Dari.
5. Use the pictures for additional practice. Using conversational Dari, make comments about these Afghans and describe their features in as much detail as you can.




© all Ellyn Cavanagh, Ph.D.

CARDS 57

Face

 (Vocabulary is recorded in scrambled order. The Dari words are also provided on flash cards.)

لب	•	A. nostril
سوراخ بینی	•	B. eyebrow
ابرو	•	C. lip
زنج	•	D. scar
بخار	•	E. pimple
جلد / پوست	•	F. skin
داغ	•	G. wrinkle
چین / چمکی	•	H. chin


1.  Listen to the words until you are thoroughly familiar with them.
2. Match them to their meanings.
3. Your instructor provides the handwritten words on flash cards. Shuffle the cards. When called upon, arrange them logically. Explain in Dari how you arranged the cards.
4. One student will draw an oval on the board and proceed to sketch a face. Going around the class, describe distinguishing marks that will be sketched. Include words from CARDS 56.
5. Select several cards that allow you to describe an old, unsightly face. Another student uses the same or different cards to describe a young, healthy face. Use conversational Dari.
6. Ask your instructor about the Afghan tradition of applying Kohl (eyeliner) to a baby's eyes and eyebrows (see the photos.) You will learn the words for 'eyelid' and 'eyeliner.' Also find out who daubs Kohl on the chin.
7. Use the pictures for additional practice. Using conversational Dari, ask each other about these people and their faces. Make up identities and stories.




© all Ellyn Cavanagh, Ph.D.

CARDS 58

Medical Conditions

 (Vocabulary is recorded in scrambled order. The Dari words are also provided on flash cards.)

اسهال	●	A. illness
درد	●	B. infection
زخم سطحی	●	C. burn
سوء تغذی	●	D. cut / laceration
تسمم	●	E. fracture
مريضی / بیماری	●	F. fever
عفونت / آبگرفتگی زخم	●	G. malnutrition
سوختگی	●	H. pain
بریدگی / پاره شدگی	●	I. poisoning
شکستگی / کسر	●	J. diarrhea
تب	●	K. flesh wound

1.  Listen to the words until you are thoroughly familiar with them.
2. Match them to their meanings.
3. Your instructor provides the handwritten words on flash cards. Shuffle the cards. When called upon, arrange them logically. Explain in Dari how you arranged the cards.
4. Draw a card. Compose a statement in indirect speech, reporting what an Afghan women told you about her child at a medical clinic: “She said that her ... (son / daughter / baby) had” Use conversational Dari.
5. Select two cards that allow you to make a contrasting statement: “Although the ... was serious, (however) the ... was not.”
6. Engage your instructor in a brief discussion about what is more serious, an infection or a fracture. Exchange opinions. Practice conversational Dari.
7. Use the pictures for additional practice. Using conversational Dari, ask each other about these people and their illnesses. Make up identities and stories.




© Defend America




© both Luke Powell

CARDS 59

Descriptions

 (Vocabulary is recorded in scrambled order. The Dari words are also provided on flash cards.)

سرچرخ	●	A. clean
مردہ	●	B. dirty
کثیف/ چتل	●	C. dead
صحتمند	●	D. injured
ضعیف	●	E. sick
مريض	●	F. pregnant
زخمی	●	G. dizzy
حامله/ شکمدار	●	H. healthy
پاک	●	I. weak


1.  Listen to the words until you are thoroughly familiar with them.
2. Match them to their meanings.
3. Your instructor provides the handwritten words on flash cards. Shuffle the cards. When called upon, arrange them logically. Explain in Dari how you arranged the cards.
4. Draw a card. Say what a person who fits this description doesn't have to do or should do: "When you are dirty, you should" "When you are clean, you don't have to" Use conversational Dari.
5. Select two cards that allow you to describe someone's condition and its consequences: "Because he/she is sick,"
6. Engage your instructor in a brief discussion about what is potentially more serious for an Afghan woman: to be injured or pregnant. Exchange opinions. Practice conversational Dari.
7. Use the pictures for additional practice. Using conversational Dari, ask each other about these scenes. Make up identities and stories.




© all Luke Powell

CARDS 60

Military Ranks

 (Vocabulary is recorded in scrambled order. The Dari words are also provided on flash cards.)

جگرن	•	A. Private
خورد ضابط	•	B. Specialist
جنرال	•	C. Sergeant
بريدمن	•	D. Lieutenant
سرباز	•	E. Captain
دگروال	•	F. Major
متخصص کوچک	•	G. Lieutenant Colonel
تورن	•	H. Colonel
دگرمن	•	I. General

1.  Listen to the words until you are thoroughly familiar with them.
2. Match them to their meanings.
3. Your instructor provides the handwritten words on flash cards. Shuffle the cards. When called upon, arrange them logically. Explain in Dari how you arranged the cards.
4. Draw a card. Talk about what this person typically does. Use conversational Dari.
5. Draw two cards. Compare the two by saying who earns more money, is more important, has a higher rank than the other.
6. Ask your instructor if he or she knows a military officer or someone who has served in the military in Afghanistan. Find out details. Practice conversational Dari.
7. Use the pictures for additional practice. Using conversational Dari, ask each other about these people and their ranks. Make up identities and stories.



© all Defend America