LA 0090 S

SPANISH
HEADSTART FOR LATIN AMERICA

With Color Photographs Added



DEFENSE LANGUAGE INSTITUTE, FOREIGN LANGUAGE CENTER

et al

SPANISH
HEADSTART FOR LATIN AMERICA

With Color Photographs Added

SabineCretella - Creative Commons Attribution ShareAlike 2.5

MARCH 1982
REVISED JANUARY 1984

Defense Language Institute, Foreign Language Center

Major Photo Credits:

Dozenist
Dirk van der Made
Johantheghost
Mario Roberto Duran Ortiz
Schonbrunn
Tedder
Osopolar
Runako Godfrey

Permission is granted to copy, distribute and/or modify this derivative work under the terms of the GNU Free Documentation License, Version 1.2 or any later version published by the Free Software Foundation; with no Invariant Sections, no Front-Cover Texts, and no Back-Cover Texts. A copy of the license is included in the section entitled "GNU Free Documentation License". (5/2009)

Contains public domain material from the Defense Language Institute (DLI) as well as B/W and color photographs from Wikipedia and Wikimedia Commons. All changes to the underlying public domain material were made independently. All use of the DLI name and logos are for reference only should not imply any endorsement by them of the modification made to the original work.

PICTURE CREDITS

Photographs used in this book were provided by the following sources:

Panama Canal Company

Instituto Panameño de Turismo

U.S. Naval Station Panama Canal

All photographs exclusive of page 93 have been replaced with Creative Commons and GNU Free Documentation versions. Individual photos maintain their respective copyright status and licenses.

CONTENTS

Student Guide		1
Module I	GETTING TO KNOW YOU	10
	Objectives	11
Unit 1	Greetings and Introductions	12
	Conversación	13
	Notes on the Conversation	14
	Exercises	15
	Self-evaluation Quiz	21
Unit 2	How Long Have You Been Living in Panama?	22
	Conversación	23
	Notes on the Conversation	24
	Exercises	26
	Self-evaluation Quiz	35
Unit 3	Where Do You Live?	36
	Conversación	37
	Notes on the Conversation	38
	Exercises	40
	Self-evaluation Quiz	47
	Glossary	49
Module II	GETTING AROUND	54
	Objectives	55
Unit 1	At the Train Station	56
	Conversación	57
	Notes on the Conversation	58
	Exercises	59
	Self-evaluation Quiz	72
Unit 2	Is There a Gas Station Near Here?	74
	Conversación	75
	Notes on the Conversation	76
	Exercises	78
	Self-evaluation Quiz	91
Unit 3	Is There an Auto Shop Near Here?	94
	Conversación	95
	Notes on the Conversation	96
	Exercises	97
	Self-evaluation Quiz	105

Unit 4	Taking a Taxi	106
	Conversación	107
	Notes on the Conversation	108
	Exercises	109
	Self-evaluation Quiz	115
	Glossary	116
Module III	SHOPPING	126
	Objectives	127
Unit 1	Buying Seafood and Other Groceries	128
	Conversación	129
	Exercises	130
	Self-evaluation Quiz	143
Unit 2	Buying Souvenirs	144
	Conversación	145
	Notes on the Conversation	146
	Exercises	147
	Self-evaluation Quiz	157
Unit 3	At a Department Store	158
	Conversación	159
	Notes on the Conversation	160
	Exercises	161
	Self-evaluation Quiz	173
	Glossary	174
Module IV	AT THE RESTAURANT	183
	Objectives	184
Unit 1	Ordering Drinks	186
	Conversación	187
	Notes on the Conversation	188
	Exercises	189
	Self-evaluation Quiz	197
Unit 2	Ordering the Meal	198
	Conversación	199
	Notes on the Conversation	200
	Exercises	201
	Self-evaluation Quiz	209
	Glossary	210
Keys to Exercises and Self-evaluation Quizzes		215
Cumulative Glossary		
Spanish-English		263
English-Spanish		283

STUDENT GUIDE

You are about to begin a course designed to enable you to communicate in situations which you are likely to encounter in Latin America. The emphasis of the course is on speaking and understanding Spanish, and you will be working extensively with tapes. You will also learn to read traffic signs and signs found in public buildings.



Individual learning styles vary, and we have built a certain amount of flexibility into the materials to accommodate these variations. The recommendations that we make here have been successful for most students. If you have approaches that work better for you, by all means, use them.

1. We discourage you from trying to read the Spanish without listening to the tape. If you attempt to read first and then listen to the tape, you will quickly discover that in many cases what you hear doesn't sound anything like what you see, and you will have wasted valuable time.



You will notice that when some words are pronounced by themselves, they will sound different from the way they sound in a sentence. Look at the English sentence "Did you eat yet?" which usually comes out sounding something like "jeetjet?" Spanish is no different, so pay careful attention to the way words combine with each other in sentences.



2. You should never repeat anything you don't understand. This does not mean that you must be able to translate everything word for word; it simply means that you should be able to attach a meaning to what you hear and repeat.

A good technique is to try to form pictures of what you are repeating. In certain kinds of exercises you will find yourself becoming very good at making the correct responses without being aware of what you're saying. Guard against this! Always think about what you're saying. When you begin to think in Spanish, you'll find it much easier to monitor what you're saying. It won't matter that there is no word-for-word correspondence between the Spanish and English because you won't be thinking in English and translating words--you'll be translating thoughts.

3. You may need to refer to your book the first time you do some exercises, but don't be satisfied with your performance until you can do the exercises in the pauses allowed on the tape without referring to the book. If you cannot keep up with the tape, take it a bit slower; stop the tape and give yourself time to formulate your response; repeat the exercise a couple of times. If you still can't keep up, go on to the next exercise or take a break and then try again.



4. At first it will seem as if you are never going to be able to make some of the sounds you hear. Remember, you are overcoming 20, 30, 40, or more years of speech habit and your muscles will need some retraining. It's almost as though you suddenly had to start writing with your other hand; it can be done, but it will take some practice. Remember to enunciate clearly, to articulate distinctly, and to project your voice as if you were the anchorman broadcasting the six o'clock news.

5. You will sometimes find grammar notes and literal translations in the "Notes on the Conversation" immediately following the conversation, and sometimes, as appropriate, with the exercise itself. The notes are important only if they fit your particular learning style and make it easier for you to learn the material. Memorizing grammar rules is not an objective of this course.



6. Lastly, and most importantly, practice speaking Spanish at every opportunity; talk to your instructor, to your classmates, to yourself. Use what you have learned. Don't be afraid to experiment with the words and structures you learn.



Play with the language! Make new sentences--even if you have to use an English word. Express your thoughts--that's what language is all about.

Description of Course

The Spanish Headstart for Latin America program consists of four modules with accompanying tapes. Each of the four modules is divided into units (two to four units per module). Each unit is a complete lesson. The learning activities for each unit are:

1. Conversation
2. Notes on the Conversation
3. Exercises
4. Self-evaluation Quiz

Unit-by-unit objectives for each module are stated at the beginning of the module; at the end of each module is a Spanish-English Glossary to be used for reference. The Keys to marked exercises and to the Self-evaluation Quizzes are the blue pages at the end of the book followed by the Cumulative Glossary (Spanish-English and English-Spanish).

Modules I through IV should be studied in sequence. Average completion time for students who have never studied Spanish is 30 to 40 hours. The contents of each module are shown below. Note that although the course is set in Panama, it is applicable to Central and South America!

Module I. GETTING TO KNOW YOU
- Unit 1. Greetings and introductions
- Unit 2. How long have you been living in Panama?
- Unit 3. Where do you live?

Module II. GETTING AROUND
- Unit 1. At the train station
- Unit 2. Checking the car
- Unit 3. At the auto shop
- Unit 4. Taking a taxi

Module III. SHOPPING
- Unit 1. Buying seafood and other groceries
- Unit 2. Buying souvenirs
- Unit 3. At a department store

Module IV. AT THE RESTAURANT
- Unit 1. Ordering drinks
- Unit 2. Ordering the meal

In addition to the audio tape program, this course is also available on video tape. Contact DLIFLC, ATFL-DTN-N, Presidio of Monterey, CA 93944 for information on ordering.

How to Study the Course

Select the proper tape by referring to the Tape Index on page 8. Before you start the tape for each module, read the objectives and the English version of the conversation.





After practicing the conversation, check the Notes on the Conversation, which in addition to grammatical explanations contain cultural and general information related to the subject or the setting of the conversation. In the English version of the conversation, words required in (SPANISH) but not in English appear in parentheses; words not used in Spanish but that are needed in [ENGLISH] are in brackets.

All the instructions are on the tape; you cannot work without one. When you are listening and repeating in Spanish, try to imitate the speakers on the tape as closely as possible. If it helps you to look at the Spanish, by all means do so, but remember to trust your ears rather than your eyes. In the exercises in which you are required to respond in Spanish, the correct response will be given on the tape. Responses to exercises marked with a key are also printed on the Key to Exercises and Self-evaluation Quizzes beginning on page 215.





Conversations in the Familiar

Spanish, like many other languages, has a polite or formal form of address, as well as a familiar or informal form. In this course the emphasis is placed on the formal form of address since it is impolite to use the familiar form when you first meet someone. However, near the end of each unit there is an exercise which is a conversation strictly for listening comprehension. The familiar form appears only in these conversations, and as the name implies, is used when there is a certain familiarity between the speakers. Since Panamanians often switch to this informal form, these conversations are designed to familiarize you with it, as well as to give you practice in guessing at the meaning of what you hear. These conversations may include materials from units you have already studied, but slightly rearranged, or they may include new words.

It is important that you try to understand as much as possible without looking at your text. Play the conversation several times if you need to. The first time, you may get only a general idea of what is happening, but each time you play it you will understand more. Later you will be able to confirm any guesses you have made, and you will find yourself beginning to think in Spanish.

The last step in this exercise is to check your text and any notes on the exercise; then play the conversation again while following your text. The English translation--if you need it--is in the Key.



Keep in mind that the material covered in these conversations is strictly for listening comprehension; any new words or phrases found in these conversations will not be tested.

Self-evaluation Quizzes

Each unit contains Say in Spanish exercises, which will help you review for the Self-evaluation Quiz (SEQ) at the end of each unit. If you have no trouble with these exercises, you are ready for the SEQ. The SEQ, which tests your achievement of the unit objectives, consists of a series of situations in which you must respond appropriately, either in Spanish or in English. Depending

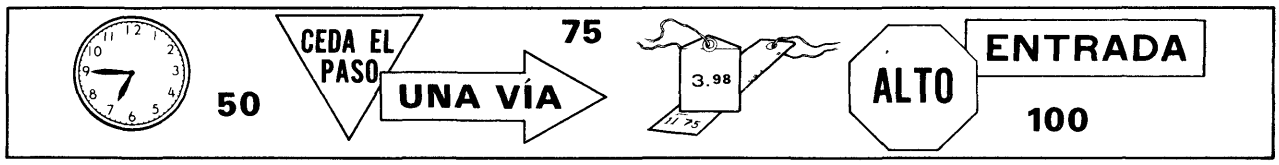

on the objectives of the unit, you may be called upon to write down numbers (time, prices), or to comprehend limited written material such as building and road signs. The quizzes are on tape, as are the correct responses to items in which you are required to speak. The correct answers for the entire quiz are printed in the Key. If you can respond correctly to all the items in the quiz in the time allowed on the tape, you can be confident that you have achieved the objectives of that unit.

End-of-Module Oral Interviews

If you are working on your own and are satisfied with your performance on the SEQs for every unit of the module, you are ready for the next module. If you are working with an instructor, he or she will check your performance on the entire module before you continue. This check will consist of an informal interview during which you will be asked to respond to your instructor by playing a role appropriate to the subject of the module.

End-of-Course Tests

When you have completed the four modules, you are ready for the End-of-Course test. This test consists of 50 items in the multiple-choice format. If you have performed satisfactorily on the SEQs and interviews, you will probably find this test fairly easy. Eighty percent (40 correct answers) is the passing score.



WE HOPE YOU ENJOY YOUR STUDY!

SPANISH HEADSTART FOR LATIN AMERICA

TAPE INDEX

Tape	Side	Module	Unit	Contents
1	1	I	1	Conversation - Exercise 5
	2	I	1	Exercise 6 - Exercise 13
2	1	I	2	Conversation - Exercise 7
	2	I	2	Exercise 8 - Exercise 22
3	1	I	3	Conversation - Exercise 6
	2	I	3	Exercise 7 - Exercise 15
4	1	II	1	Conversation - Exercise 9
	2	II	1	Exercise 10 - Exercise 27
5	1	II	2	Conversation - Exercise 6
	2	II	2	Exercise 7 - Exercise 19
6	1	II	3	Conversation - Exercise 6
	2	II	3	Exercise 7 - Exercise 20
7	1	II	4	Conversation - Exercise 10
	2	III	1	Conversation - Exercise 5
8	1	III	1	Exercise 6 - Exercise 15
	2	III	1	Exercise 16 - Exercise 26
9	1	III	2	Conversation - Exercise 6
	2	III	2	Exercise 7 - Exercise 16
10	1	III	3	Conversation - Exercise 5
	2	III	3	Exercise 6 - Exercise 17
11	1	IV	1	Conversation - Exercise 4
	2	IV	1	Exercise 5 - Exercise 16
12	1	IV	2	Conversation - Exercise 5
	2	IV	2	Exercise 6 - Exercise 15

SELF-EVALUATION QUIZZES

Tape	
13	Module I Unit 1 - Module II Unit 2
14	Module II Unit 3 - Module III Unit 3
15	Module IV Unit 1 - Module IV Unit 2

Module I GETTING TO KNOW YOU

Runako Godfrey - Creative Commons Attribution

Tower ruins, Panama.

Module I

OBJECTIVES

At the end of this module, you will be able to perform the following tasks in Spanish:

UNIT 1

1. Greet civilians and members of the military.
2. Use Panamanian Army ranks in greetings.
3. Respond to greetings.
4. Introduce yourself and others.
5. Respond to introductions.

UNIT 2

6. Respond to and ask the question "How long have you been living in (Panama, Panamanian cities) ?" (numbers 1-10)
7. Respond to and ask the question "Do you like (Panama, a city) ?"
8. Respond to and ask the question "Where are you from?"
9. Use weather expressions such as "It's hot" and "It's cold."

UNIT 3

10. Respond to and ask the question "Do you have children?"
11. Respond to and ask questions about someone's place of employment.
12. Respond to and ask the question "Where do you live?"
13. Excuse yourself, saying that you have to leave.
14. Use typical parting expressions such as "see you later" and "good-bye."

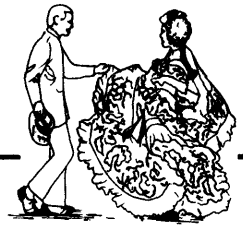

CONVERSATION

Greetings and introductions

Sgt. Miller: Good morning, (my)* Lieutenant. I'm (the) Sgt. Bob Miller.

Lt. Gómez: Good morning, Sergeant. How are you?

Sgt. Miller: Fine, thank you. And you?

Lt. Gómez: Fine.

Sgt. Miller: Lieutenant, [may]** I introduce my wife Gloria to you.

Lt. Gómez: Glad to meet you, Mrs. (of) Miller.

Mrs. Miller: I'm delighted, Lieutenant.

* Words in parentheses in the English versions of the conversations are needed in Spanish but are not needed in English. The English versions are equivalents of the ideas that are being expressed in Spanish, not necessarily literal translations.

** Words in brackets are not needed in Spanish but are needed for the English translation.

CONVERSATION

Saludos y presentación

Sargento Miller: Buenos días, mi teniente. Yo soy el sargento Bob Miller.

Teniente Gómez: Buenos días, sargento. ¿Cómo está usted?

Sargento Miller: Muy bien, gracias. ¿Y usted?

Teniente Gómez: Muy bien.

Sargento Miller: Mi teniente, le presento a mi esposa Gloria.

Teniente Gómez: Mucho gusto, señora de Miller.

Señora de Miller: Encantada, teniente.

NOTES ON THE CONVERSATION



1. mi teniente: To show respect, the word mi ("my") is used before the rank. This mi is not translated into English.

2. el sargento Bob Miller: In Spanish, the definite article el ("the") is used when a man identifies himself or when a man is identified by a title and his name. ("Mr." is considered a title.) This el is not translated into English.

3. le presento: The word le (an indirect object pronoun) means "to you."

4. presento ("[I] introduce"): In Spanish, the words for "I" (yo), "you" (usted/ustedes), and "we" (nosotros) are often left out of sentences. These words are really not needed since the verb ending tells who is doing the action.

[yo] presento [I] introduce

5. Mucho gusto may also be used to mean "a pleasure to have met you" in parting from someone you have just met.

6. señora de Miller ("Mrs. Miller"):For a married woman the word, de ("of") precedes her husband's family name.

7. Encantada is used only by women.

EXERCISES

Exercise 1. Repetition.

Buenos días.	Good morning.
Buenas tardes.	Good afternoon.
Buenas noches.	Good evening./Good night.

Exercise 2. Repetition.

mi cabo	corporal
mi sargento	sergeant
mi teniente	lieutenant
mi capitán	captain
mi mayor	major
mi coronel	colonel
mi general	general

Exercise 3.

You hear: morning - colonel Say: Buenos días, mi coronel.

morning - colonel	morning - lieutenant
morning - sergeant	evening - colonel
afternoon - captain	evening - major
evening - corporal	afternoon - general

Exercise 4.

You hear:	el sargento Bob Miller
Say:	Yo soy el sargento Bob Miller.

el sargento Pete Harris
el teniente John Brown
el mayor Wilson
el capitán Hudson
el soldado ("Private") Block
la capitana Jane Anderson
el cabo Williams
el señor Martin
la señora de Martin
la sargento Hill
el especialista ("Specialist") Frazier
el marinero ("Seaman") Stamper
el contramaestre ("Petty Officer") Brooks

NOTE: The definite article el (masculine singular) or la (feminine singular) is used when identifying yourself or someone else by title and name.

Exercise 5.

You hear:	sargento García
Say:	¿Cómo está usted?

OR

You hear:	sargento García y señora de García
Say:	¿Cómo están ustedes?

sargento Martínez
señor Vargas y señora de Vargas
teniente Cruz
cabo Tapia y cabo Amaya
capitán Crespo y señora de Crespo
señor Alvarez
marinero Rojas

Exercise 6.

You hear:	a mi esposo Robert
Say:	Le presento a mi esposo Robert.

a mi esposo Robert
a mi marido
a mi esposa Ellen
a la señora de Whitney
a Pedro
a María
a mi amigo ("my friend")
a mi amigo Tomás
a mi amiga Ana (amiga = feminine form of amigo)

Exercise 7. Repetition.

Le presento al sargento Pérez.	[May] I introduce Sgt. Perez to you?
Le presento al señor Lugo.	[May] I introduce Mr. Lugo to you?
Le presento al doctor Martínez.	[May] I introduce Dr. Martinez to you?
Le presento al capitán López.	[May] I introduce Cpt. Lopez to you?
Le presento al soldado Tapia.	[May] I introduce Pvt. Tapia to you?
Le presento al especialista Benson.	[May] I introduce Spec. Benson to you?

NOTE: al = a + el There is no contraction when a is followed by la; for example, Le presento a la señora de Pérez.

Exercise 8. Repetition.

Le presento a la teniente Romero.	[May] I introduce Lt. Romero to you?
Le presento al doctor Pineda.	[May] I introduce Dr. Pineda to you?
Le presento a la señora de Torres.	[May] I introduce Mrs. Torres to you?
Le presento a la capitana Monroe.	[May] I introduce Cpt. Monroe to you?
Le presento al general López.	[May] I introduce Gen. Lopez to you?
Le presento a la señora de González.	[May] I introduce Mrs. Gonzalez to you?

Exercise 9.

You hear: el cabo García
Say: Mi mayor, le presento al cabo García.

OR

You hear: la señora de Tapia
Say: Mi mayor, le presento a la señora de Tapia.

el doctor Crespo
el profesor Juan Gamboa
la sargento Reyes
el soldado Zamora
la señora de Torres
la capitana Juárez
el capitán Domínguez

Exercise 10. Say in Spanish:

1. I am Sgt. Wilson.
2. Lieutenant, may I introduce my wife Ellen to you?
3. Major, may I introduce Pedro to you?
4. Mr. Amaya, may I introduce Mrs. López to you?
5. Captain, may I introduce Mr. Torres to you?

Exercise 11. Repetition.

Mucho gusto.	Glad to meet you.
Mucho gusto, señor.	Glad to meet you, sir.
Mucho gusto, señor Pérez.	Glad to meet you, Mr. Perez.
Mucho gusto, señora de Zamora.	Glad to meet you, Mrs. Zamora.
Encantada.	I'm delighted.
Bob Miller, para servirle.	Bob Miller, at your service.
Bob Miller, a sus órdenes.	Bob Miller, at your service.

Exercise 12. Say in Spanish:

1. Good morning, Pvt. Vargas.
2. I am Spec. Benson.
3. How are you, Mr. Reyes?
4. How are you all?
5. Fine, thank you.
6. At your service.
7. May I introduce my friend Virginia to you.
8. May I introduce Sgt. Tapia to you.
9. Glad to meet you, Mrs. Gamboa.

Exercise 13. Conversation for Listening Comprehension.

Listen without looking at your text.

Jorge: ¡Hola, Ricardo! ¿Cómo estás?

Ricardo: Ahí, pasándola, Jorge. ¿Y tú?

Jorge: Regular.

Ricardo: Jorge, te presento a mi amiga Virginia López.

Jorge: Mucho gusto, Virginia.

Virginia: Mucho gusto, Jorge.

NOTE: [tú] estás "[you] are" (familiar)

te "to you" (familiar)

SELF-EVALUATION QUIZ



SITUATION 1: You are a sergeant attending a party in the evening with your wife, Gloria. You see Lt. Gómez. Greet him and introduce your wife to him.

SITUATION 2: Let's suppose that you have just been introduced to the wife of one of your friends. Tell her that you are glad to meet her.

SITUATION 3: Assume that you are Bob Miller and that you have just been introduced to someone. Give that person your full name and say "at your service."

SITUATION 4: You are Lt. Edward Hudson, and I am a colonel. It is 10 o'clock in the morning. Greet me and introduce yourself.

SITUATION 5: You want to introduce your wife Anne to Mr. Ramos. What would you say to Mr. Ramos?

SITUATION 6: You want to introduce Pedro to Dr. Salazar. What would you say to Dr. Salazar?

SITUATION 7: You want to introduce Capt. Juárez to Mr. Fernández. What would you say?

SITUATION 8: I am Sgt. Pérez; it is shortly after noon. Greet me and ask me "How are you?"

SITUATION 9: A lady has just been introduced to Mr. Ramos. How would she tell Mr. Ramos that she is delighted?

SITUATION 10 IS ON TAPE ONLY.

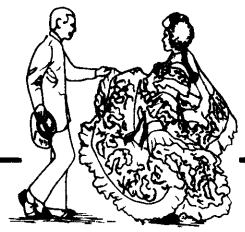

CONVERSATION

How long have you been living in Panama?

Lt. Gómez: How long have you been living in Panama?

Sgt. Miller: I have been living here for two months, sir (Lieutenant).

Lt. Gómez: Do you like Panama?

Sgt. Miller: Yes, I like it, but it is very hot.

Lt. Gómez: Where are you from?

Sgt. Miller: I am from Michigan.



CONVERSACIÓN

¿Cuánto tiempo hace que vive usted en Panamá?

Teniente Gómez: ¿Cuánto tiempo hace que vive usted en Panamá?

Sargento Miller: Hace dos meses que vivo aquí, mi teniente.

Teniente Gómez: ¿Le gusta Panamá?

Sargento Miller: Sí, me gusta, pero hace mucho calor.

Teniente Gómez: ¿De dónde es usted?

Sargento Miller: Soy de Michigan.

NOTES ON THE CONVERSATION



1. ¿Cuánto tiempo hace...: Hace means "it makes"; so the literal translation of the question is "How much time does it make that you live in Panama?"

2. vivo: The word for "I" (yo) is omitted here because the verb ending tells who is doing the action.

[yo] vivo [I] live

3. mi teniente: When talking to officers, it is customary in English to use "sir." However, in Spanish you would use the person's rank.

4. soy: As in the case of vivo, yo is omitted.

Dirk van der Made - GNU Free Documentation License

The Bridge of the Americas over the Panama Canal connects the east and west of the country.

Dozenist - Creative Commons Attribution ShareAlike

Panama Canal Administration Building. The Panama Canal Authority (Spanish: Autoridad del Canal de Panamá, or ACP) is the agency of the government of Panama responsible for the operation and management of the Panama Canal. The ACP took over the administration of the Panama Canal from the Panama Canal Commission (the joint US-Panama agency that managed the Canal) on December 31, 1999, when the canal was handed over from the United States to Panama as the Torrijos-Carter Treaties stated (Wikipedia - Panama Canal Authority 00:27, 20 November 2008)

EXERCISES

Exercise 1.

You hear:	Balboa
Say:	¿Cuánto tiempo hace que vive usted en Balboa?

Balboa	Volcán
Fort Clayton	Fort Gulick
David	La Chorrera
Colón	Fuerte Amador (You may hear the word fuerte for "fort.")

Exercise 2. Repetition.

Hace un año que vivo aquí.	I have been living here for one year.
Hace un mes que vivo aquí.	I have been living here for one month.
Hace una semana que vivo aquí.	I have been living here for one week.

Exercise 3. Repetition.

1	uno	6	seis
2	dos	7	siete
3	tres	8	ocho
4	cuatro	9	nueve
5	cinco	10	diez

Exercise 4. Repetition.

semana	week	semanas	weeks
año	year	años	years
día	day	días	days
mes	month	meses	months

Exercise 5. Repetition.

Hace dos semanas que vivo en Panamá.	I have been living in Panama for two weeks.
Hace tres meses que vivo en Balboa.	I have been living in Balboa for three months.
Hace cuatro años que vivo aquí.	I have been living here for four years.
Hace cinco meses que vivo en Colón.	I have been living in Colón for five months.
Hace seis semanas que vivo en Fort Gulick.	I have been living at Fort Gulick for six weeks.
Hace diez días que vivo aquí.	I have been living here for ten days.

Exercise 6.

You hear: two years
Say: Hace <u>dos años</u> que vivo en Panamá.

2 years	10 days
8 months	7 weeks
5 years	6 months
1 year	3 years
9 weeks	4 months

Exercise 7. Say in Spanish:

1. How long have you been living in Panama?
2. I have been living here for one year.
3. I have been living here for eight months.
4. I have been living here for three weeks.
5. How long have you been living here?

Exercise 8. Repetition.

¿Le gusta Panamá?	Do you (singular) like Panama?
¿Le gusta Contadora?	Do you (singular) like Contadora?
¿Les gusta David?	Do you (plural) like David?
¿Les gusta Balboa?	Do you (plural) like Balboa?

Exercise 9.

You hear:	¿Le gusta Balboa?
Say:	Sí, me gusta.

OR

You hear:	¿Les gusta Balboa?
Say:	Sí, nos gusta.

Exercise 10. Answer the recorded questions negatively.

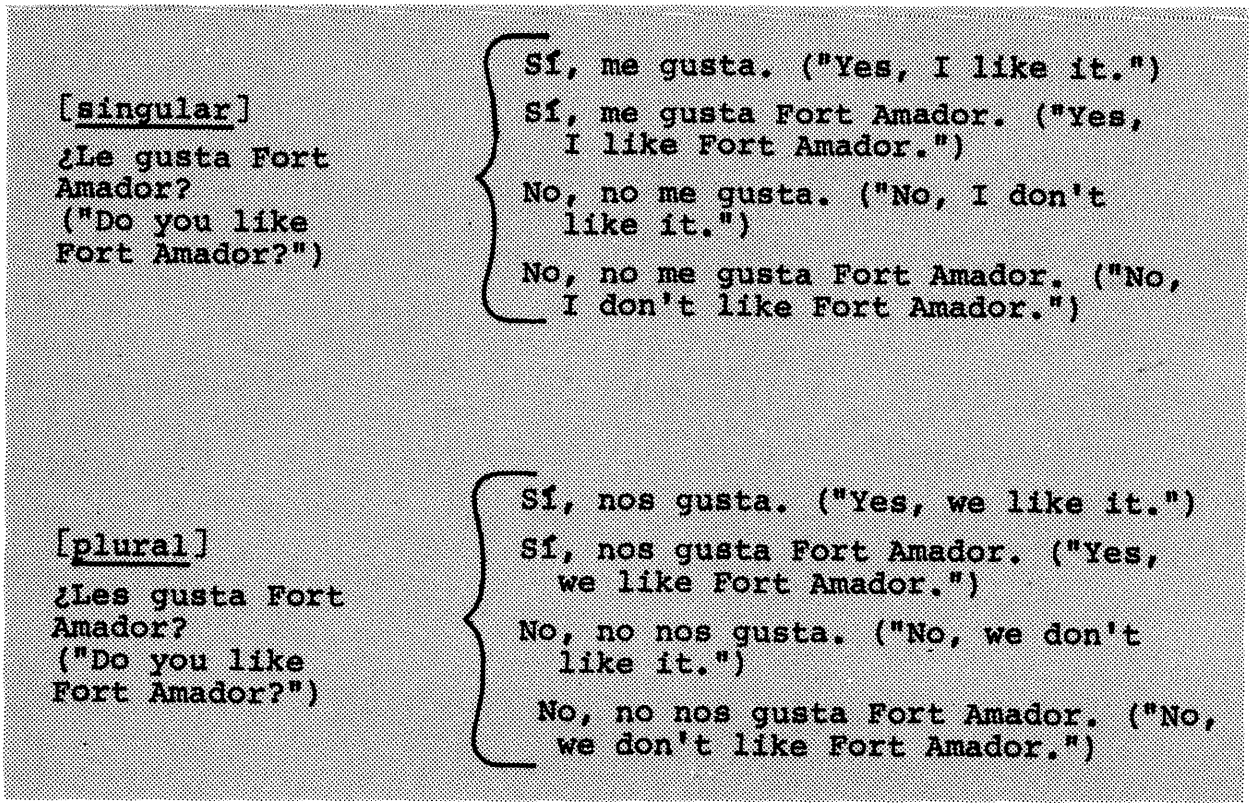

Exercise 11. Say in Spanish:

1. Yes, I like Panama.
2. Yes, we like it.
3. Do you like Balboa? (asking one person)
4. Do you like Colón? (asking more than one person)
5. No, we don't like Fort Gulick.

Exercise 12. Repetition.

Hace calor.	It's hot.
Hace mucho calor.	It's very hot.
Hace frío.	It's cold.
Hace mucho frío.	It's very cold.
Hace viento.	It's windy.
Hace mucho viento.	It's very windy.

Exercise 13. Change the statements you hear into questions.

Exercise 14.

You hear:	¿Hace calor en Panamá?
Say:	Sí, hace mucho calor en Panamá.

Exercise 15. Repetition.

No hace calor aquí.	It's not hot here.
No hace mucho viento.	It's not very windy.
No hace mucho frío en Panamá.	It's not very cold in Panama.
No hace mucho calor en San Francisco.	It's not very hot in San Francisco.

Exercise 16.

You hear:	¿Hace calor en San Francisco?
Say:	No, no hace calor en San Francisco.

Exercise 17. Repetition.

Hace un poco de viento en Volcán.	It's a little windy in Volcán.
Hace un poco de calor en Virginia.	It's a little hot in Virginia.
Hace un poco de frío en San Francisco.	It's a little cold in San Francisco.

Hace		("It's	
Hace mucho	calor.	("It's very	hot.")
No hace	frío.	("It's not	cold.")
No hace mucho	viento.	("It's not very	windy.")
Hace un poco de		("It's a little	

Exercise 18. Say in Spanish:

1. It's very hot here.
2. Is it very windy in Panama?
3. Yes, I like it, but it's very cold.
4. It's not very hot in Alaska.
5. It's a little windy in San Francisco.
6. Is it cold?
7. It's not very hot in Volcán.
8. It's a little windy.

Exercise 19.

You hear:	señor Fernández
Say:	¿De dónde es usted?

OR

You hear:	capitán Gamboa y sargento Ortiz
Say:	¿De dónde son ustedes?

¿De dónde es usted? ("Where are you [singular] from?")	Soy de.... ("I am from...")
¿De dónde son ustedes? ("Where are you [plural] from?")	Somos de.... ("We are from....")

Exercise 20.

You hear:	¿De dónde es usted? - Colorado
Say:	Soy de Colorado.

OR

You hear:	¿De dónde son ustedes? - Colorado
Say:	Somos de Colorado.

Exercise 21. Say in Spanish:

1. I am from Kansas.
2. We are from California.
3. Where are you from? (asking only one person)
4. Where are you from? (asking more than one person)
5. I have been living in Panama for six weeks.
6. I have been living in Colón for one year.
7. I have been living here for three months.
8. I like Panama, but it's a little hot.
9. It's not very windy.
10. Is it cold on Contadora?

Exercise 22. Conversation for Listening Comprehension.

Listen without looking at your text.

María: ¿Cuánto tiempo hace que vives tú en Panamá?

Gloria: Hace dos meses que vivo aquí, María.

María: ¿Te gusta Panamá?

Gloria: Sí, me gusta, pero hace mucho calor.

María: ¿De dónde eres tú, Gloria?

Gloria: Soy de Nueva York.

NOTE: vives tú, "you live" (familiar); compare with the formal vive usted

te, "to you" (familiar); compare with the formal le in le gusta

¿De dónde eres tú? "Where are you from?"--compare with the formal ¿De dónde es usted?

SELF-EVALUATION QUIZ



SITUATION 1: At a party, you are talking with a person you have just met. You want to ask how long that person has been living in Balboa. What would you say?

SITUATION 2: A person asks you how long you have been living in Panama. How would you say that you have been living in Panama for seven months?

SITUATION 3: Both you and another person have been asked if you like Fort Gulick. Answer for both of you that you like it.

SITUATION 4: At a party, someone asks you whether you like Panama. Say yes, that you like Panama but that it is very hot.

SITUATION 5: You've been talking to a Panamanian friend who asks if you like Quarry Heights. Tell your friend that you don't like it.

SITUATION 6: You would like to go to Santa Clara beach, but you don't want to go if it's too windy there. How would you ask if it's very windy in Santa Clara?

SITUATION 7: You have just met Mr. Pérez. Ask him where he is from.

SITUATION 8: You have just met a couple at Tocumen Airport. You want to ask them where they are from. What would you say?

SITUATION 9: A Panamanian official asks you and your wife where you are from. Answer for both yourself and your wife that you are from California.

SITUATIONS 10-13 ARE ON TAPE ONLY.

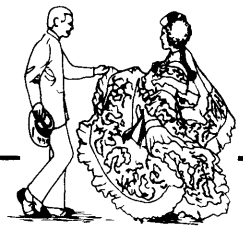

CONVERSATION

Where do you live?

Lt. Gómez: Do you have [any] children?

Mrs. Miller: Yes, we have two children, a boy and a girl.

Lt. Gómez: Do you work at Fort Amador, Sergeant?

Sgt. Miller: No, I work at Fort Gulick.

Lt. Gómez: Where do you live?

Sgt. Miller: At Fort Davis, sir (Lieutenant).

Lt. Gómez: I'm sorry, friends, but I have to leave. See you later.

Sgt. Miller: See you later, sir.

Mrs. Miller: Good-bye, sir.

CONVERSACIÓN

¿Dónde viven ustedes?

Teniente Gómez: ¿Tienen ustedes hijos?

Señora de Miller: Sí, tenemos dos hijos, un niño y una niña.

Teniente Gómez: ¿Trabaja usted en Fort Amador, sargento?

Sargento Miller: No, trabajo en Fort Gulick.

Teniente Gómez: ¿Dónde viven ustedes?

Sargento Miller: En Fort Davis, mi teniente.

Teniente Gómez: Lo siento, amigos, pero tengo que irme. Hasta la vista.

Sargento Miller: Hasta luego, mi teniente.

Señora de Miller: Adiós, teniente.



NOTES ON THE CONVERSATION



1. Hijos can mean "children" or "sons." The word for "daughters" is hijas.

2. tenemos ("[we] have"): The word nosotros ("we"), as well as the other subject pronouns, is often omitted because, as you remember, in Spanish the verb ending tells who is doing the action.



Osopolar - Creative Commons Attribution ShareAlike 3.0

The altar of the San Jose church in Panama is made of gold. It was ingeniously painted black to conceal its true value from pirates.

Tedder - Creative Commons Attribution 3.0

San Fernando ruins at Portobelo. Despite the protection of forts, the city was devastated by marauding pirates during Spanish colonial times.

EXERCISES

Exercise 1.

You hear:	señora de Amaya
Say:	¿Tiene usted hijos?

OR

You hear:	mayor Fuentes y señora de Fuentes
Say:	¿Tienen ustedes hijos?

Exercise 2.

You hear:	¿Tiene usted hijos? - dos
Say:	Sí, tengo dos hijos.

Exercise 3.

You hear:	¿Tienen ustedes hijos? - dos
Say:	Sí, tenemos dos hijos.

Exercise 4.

You hear:	¿Tiene usted hijos? - tres
Say:	Sí, tengo tres hijos.

OR

You hear:	¿Tienen ustedes hijos? - tres
Say:	Sí, tenemos tres hijos.

¿Tiene usted...?	Sí, tengo....	No, no tengo....
("Do you [sing.] have?")	("Yes, I have....")	("No, I don't have....")
¿Tienen ustedes...?	Sí, tenemos....	No, no tenemos....
("Do you [pl.] have?")	("Yes, we have....")	("No, we don't have....")

Exercise 5. Repetition.

Tenemos dos hijos, un niño y una niña.	We have 2 children, a boy and a girl.
Tengo dos hijos, un niño y una niña.	I have 2 children, a boy and a girl.
Tenemos tres hijos, dos niños y una niña.	We have 3 children, 2 boys and a girl.
Tengo cinco hijos, tres niños y dos niñas.	I have 5 children, 3 boys and 2 girls.
Tenemos cuatro hijos, un niño y tres niñas.	We have 4 children, a boy and 3 girls.
Tenemos tres hijas.	We have 3 daughters.
Tengo dos hijas y un hijo.	I have 2 daughters and 1 son.

Exercise 6. Say in Spanish:

1. I have 2 children, a boy and a girl.
2. We have 5 children, 3 boys and 2 girls.
3. I have 3 children, 1 boy and 2 girls.
4. We have 4 children, 2 boys and 2 girls.
5. I have five daughters.
6. I have 2 sons and 2 daughters.

Exercise 7.

You hear:	¿Trabaja usted en Fort Clayton?
Say:	Sí, trabajo en Fort Clayton.

OR

You hear:	¿Trabajan ustedes en Fort Clayton?
Say:	Sí, trabajamos en Fort Clayton.

[singular] ¿Trabaja usted en...? ("Do you work at...?")	Sí, trabajo en.... ("Yes, I work at....") No, no trabajo en.... ("No, I don't work at....")
[plural] ¿Trabajan ustedes en...? ("Do you work at...?")	Sí, trabajamos en.... ("Yes, we work at....") No, no trabajamos en.... ("No, we don't work at....")

Exercise 8.

You hear:	¿Trabaja usted en Fort Gulick?
You see:	Fort Amador
Say:	No, no trabajo en Fort Gulick; trabajo en Fort Amador.

Fort Amador	Fort Clayton
Colón	Fort Davis

Exercise 9.

You hear:	señor Juárez
Say:	¿Dónde vive usted?

OR

You hear:	señor Juárez y señora de Juárez
Say:	¿Dónde viven ustedes?

[singular]

¿Dónde vive usted?	Vivo en....
("Where do you live?")	("I live in....")

[plural]

¿Dónde iven ustedes?	Vivimos en....
("Where do you live?")	("We live in....")

Exercise 10.

You hear:	¿Dónde viven ustedes?
You see:	Balboa
Say:	Vivimos en Balboa.

Balboa	Fort Gulick
Colón	Fort Davis
Panamá	Quarry Heights

Exercise 11.

You hear:	¿Dónde vive usted?
You see:	Balboa
Say:	Vivo en Balboa.

Balboa	Fort Gulick
Colón	Fort Davis
Panamá	Quarry Heights

Exercise 12.

You hear:	¿Dónde viven ustedes? - Balboa
Say:	Vivimos en Balboa.

OR

You hear:	¿Dónde vive usted? - Balboa
Say:	Vivo en Balboa.

Exercise 13.

You hear:	¿Dónde vive usted?
You see:	Fort Davis
Say:	Vivo en Fort Davis.

OR

You hear:	¿Dónde trabajan ustedes?
You see:	Fort Amador
Say:	Trabajamos en Fort Amador.

Colón	Balboa
Volcán	Quarry Heights
Fort Gulick	Fort Clayton
David	Fort Amador

Exercise 14. Say in Spanish:

1. Do you (singular) have any children?
2. We have 3 children, 2 girls and a boy.
3. I don't have any children.
4. I have three daughters.
5. Do you (plural) work at Fort Gulick?
6. I don't work here.
7. Where do you (singular) live?
8. I don't live in Balboa.
9. We live in Colón.
10. How long have you (singular) been working in Colón?
11. I have been working in Balboa for 2 months.
12. I'm sorry, but I have to leave.
13. See you later.
14. Good-bye, Mr. Pineda.

Exercise 15. Conversation for Listening Comprehension.

Listen without looking at your text.



Jorge: ¿Tienes hijos, Tomás?

Tomás: Sí, tengo dos hijos, un niño y una niña.

Jorge: ¿Trabajas en Fort Amador?

Tomás: No, trabajo en Fort Gulick.

Jorge: ¿Dónde vives tú ahora?

Tomás: En Fort Davis.

Jorge: Perdona, Tomás, pero tengo que irme. Te veo más tarde.

Tomás: OK, Jorge. Chao.

NOTE: ¿tienes? "do you have?" (familiar); compare with the formal ¿tiene?

¿trabajas? "do you work?" (familiar); compare with the formal ¿trabaja?

Ahora means "now."

Te veo más tarde means "See you later."

Chao means "bye."



SELF-EVALUATION QUIZ



SITUATION 1: You are talking to a couple you have just met. Ask whether they have any children.

SITUATION 2: You and your spouse have just been asked if you have any children. Answer for both of you that you have three children.

SITUATION 3: You want to ask a lady if she has any children. How would you ask her?

SITUATION 4: A Panamanian friend has just asked you and your spouse if you have any children. Respond for both of you that you don't have any children.

SITUATION 5: Assume that you want to ask two people where they work. What would you say?

SITUATION 6: At a party, you are talking to a lady you have met. You want to know where she works. Ask her.

SITUATION 7: In the course of a conversation, a gentleman asks where you work. Tell him that you work at Fort Davis.

SITUATION 8: A person asks you if you work at Fort Gulick. Say that you don't work at Fort Gulick, that you work at Fort Davis.

SITUATION 9: You and your spouse have been introduced to another couple. During your conversation, you decide to ask them where they live. What would you say?

SITUATION 10: Let's assume that you and your spouse have been asked where you live. Answer for both of you that you live in Balboa.

SITUATION 11: While talking to a Panamanian lady, you decide to ask where she lives. What would you say?

SITUATION 12: You live at Fort Gulick. At a social gathering, someone asks you where you live. Answer the question.

SITUATION 13: A Panamanian asks you and your spouse if you live in Colón. How would you answer for both of you that you don't live in Colón?

SITUATION 14: Assume that you are talking to a Panamanian friend. Ask him if he lives in Balboa.

SITUATION 15: You have committed a social blunder. How would you say that you are sorry?

SITUATION 16: In the middle of a conversation, you realize that you must leave. Excuse yourself, saying that you are sorry but you have to leave.

SITUATION 17: You and a Panamanian friend are winding up a conversation. Tell him that you will see him later.

SITUATION 18: You are assigned to Fort Amador; you, your wife, and your two daughters live in Quarry Heights. Answer the questions you hear on tape.

Franz Eugen Köhler, in Köhler's Medizinal-Pflanzen

Papaya trees are very common in Panama.

GLOSSARY

A

a	Used when making introductions. *It is not translated.*
adiós	good-bye
al	Contraction of a and el. Used when introducing a male with a title.
amigo (el), amiga (la)	friend
año (el)	year
aquí	here
A sus órdenes.	At your service.

B

bien	fine
Buenas días. Buenas noches. Buenas tardes.	Good morning. Good evening./Good night. Good afternoon.

C

¿Cómo? ¿Cómo está usted?	How? How are you?
¿Cuánto tiempo? ¿Cuánto tiempo hace que vive usted en ...?	How long? How long have you been living in ...?

D

de ¿De dónde? ¿De dónde es usted? ¿De dónde son ustedes?	from From where? Where are you (sing.) from? Where are you (pl.) from?

doctor (el)	doctor
¿Dónde?	Where?

E

el	the (masc. sing.)
en	in, at
Encantada.	I'm delighted. (Used by women only.)
esposa (la) esposo (el)	wife husband

G

gracias	thank you

H

Hace dos meses que vivo aquí.	I have been living here for two months.
Hasta la vista.	See you later.
Hasta luego.	See you later.
hija (la)	daughter
hijo (el)	son
hijos (los)	children, sons

L

la	the (fem. sing.)
¿Le gusta...? ¿Les gusta...?	Do you (sing.) like...? Do you (pl.) like...?
Le presento a mi esposa.	[May] I introduce my wife to you?
Lo siento.	I'm sorry.

M

marido (el)	husband
me gusta	I like
mes (el)	my (sing.)
Mucho gusto.	Glad to meet you. A pleasure to have met you.
Muy bien.	Very well.

N

niña (la)	girl
niño (el)	boy
no	no, not
nos gusta	we like
nosotros	we

P

Panamá	Panama (Name of the country and also the capital city.)
Para servirle.	At your service.
pero	but
profesor (el), profesora (la)	teacher

S

semana (la)	week
señor (el)	mister, sir
señora de (la)	Mrs.
sí	yes
somos de	we are from

Soy (followed by your name).	I am (name).
soy de	I am from

T

tenemos	we have
tengo	I have
Tengo que irme.	I have to leave.
tiene	you (sing.) have
tienen	you (pl.) have
trabaja	you (sing.) work
trabajamos	we work
trabajan	you (pl.) work
trabajo	I work

U

un	a, an (masc. sing.)
una	a, an, one (fem. sing.)
usted	you (sing.)
ustedes	you (pl.)

V

vive	you (sing.) live
viven	you (pl.) live
vivimos	we live
vivo	I live

Y

y	and
yo	I

Expresiones sobre el estado del tiempo	Expressions about the weather
Hace calor.	It is hot.
Hace frío.	It is cold
Hace viento.	It is windy.
Hace mucho calor.	It is very hot.
Hace mucho frío.	It is very cold
Hace mucho viento.	It is very windy.
Hace un poco de calor.	It is a little hot.
Hace un poco de frío.	It is a little cold.
Hace un poco de viento.	It is a little windy.

Números (Numbers) 1-10

cero	0	seis	6
uno	1	siete	7
dos	2	ocho	8
tres	3	nueve	9
cuatro	4	diez	10
cinco	5		

Rangos militares	Military ranks
general	general
coronel	colonel
mayor	major
capitán	captain
teniente	lieutenant
sargento	sergeant
cabo	corporal
soldado	private
especialista	specialist
contramaestre	petty officer
marinero	seaman

Module II GETTING AROUND

Tocumen International Airport in Panama City

Schonbrunn - GNU Free Documentation License

OBJECTIVES

At the end of this module you will be able to perform the following tasks in Spanish:

UNIT 1

1. Ask for and understand directions.
2. Express your thanks to someone who has helped you.
3. Ask what time a bus, train, boat or airplane is scheduled to leave or arrive and understand the answers.
4. Buy a one-way or round-trip ticket on a bus, train, boat or airplane.
5. Ask the time of day. (numbers 11-60)

UNIT 2

6. Understand the use of "there is/are" and "there isn't/aren't."
7. Ask a gas station attendant for routine service and understand statements such as "The car needs oil/water" and "Everything is OK."
8. Describe repairs needed by your car.
9. Ask a gas station attendant how much for everything and understand his answer.

UNIT 3

10. State malfunctions of your car and understand the mechanic's recommendations.
11. Make arrangements to have your car repaired. (days of the week)

UNIT 4

12. Ask a cabdriver at a taxi stand if he is free.
13. Bargain with a cabdriver over the fare.
14. Understand when asked if you have any luggage.
15. Tell a cabdriver how many pieces of luggage you have.

CONVERSATION

At the train station

Sgt. Miller: Excuse me, ma'am. Where is the train station (located)?

Lady: Let me see...at the next corner, turn (to the) left, and continue straight ahead down that street to the end.

Sgt. Miller: Very kind of you, ma'am.

at the ticket window

Sgt. Miller: At what time does the train leave for Colón?

Ticket Agent: It leaves at 7 o'clock, sir.

Sgt. Miller: A round-trip ticket, please.

Ticket Agent: Here you are.

Sgt. Miller: How much is it?

Ticket Agent: Four Balboas.

Sgt. Miller: At what time does the train arrive?

Ticket Agent: It arrives at 8:30, sir.

Sgt. Miller: Thank you very much.

CONVERSACIÓN

En la estación del tren

Sargento Miller: Perdone, señora. ¿Dónde queda la estación del tren?

Señora: Déjeme ver...en la próxima esquina doble a la izquierda y siga derecho por esa calle hasta el final.

Sargento Miller: Muy amable, señora.

en la boletería

Sargento Miller: ¿A qué hora sale el tren para Colón?

Boletera: Sale a las siete, señor.

Sargento Miller: Un tiquete de ida y vuelta, por favor.

Boletera: Aquí tiene.

Sargento Miller: ¿Cuánto es?

Boletera: Cuatro Balboas.

Sargento Miller: ¿A qué hora llega el tren?

Boletera: Llega a las ocho y media, señor.

Sargento Miller: Muchas gracias.

NOTES ON THE CONVERSATION



1. ¿Dónde queda...? which means "Where is...? is used only when asking where a PLACE is located.

2. Sale a las siete: Notice that sale means "it leaves." "It" is omitted when the subject ("the train") is understood.

3. un tiquete: The words pasaje and boleto are also used for "ticket."

4. As of April 1983, the following train fares were in effect for one round-trip ticket from Panama to Colón:

with air conditioning: (con aire acondicionado)	$3.50
without air conditioning: (sin aire acondicionado)	$2.50

A one-way ticket is half the price of a round trip.

5. Vasco Nuñez de Balboa (1475-1517) was a Spanish explorer who discovered the Pacific Ocean in 1513. The Panamanian national currency is the Balboa in honor of this explorer. However, Panama doesn't mint Balboa bills, using U.S. dollar bills instead. Panama does mint coins of the same denomination and value as U.S. coins. See illustration on page 77.

6. Llega a las ocho y media means "It arrives at 8:30. (See Note 2, above.)

Weespo - Creative Commons Attribution ShareAlike 3.0

Panama Canal Railway locomotive at a station in Colon

EXERCISES

Exercise 1. Repetition.

la estación del tren	el aeropuerto ("the airport")
el hotel ("the hotel")	el Hotel Soloy
la estación de buses	el restaurante ("the restaurant")

Exercise 2.

> You hear: el Hotel Soloy
> Say: ¿Dónde queda el Hotel Soloy?

Exercise 3. Say in English.

Exercise 4. Repetition.

Siga derecho por esa calle hasta el final.	Continue (sing.) straight ahead down that street to the end.
Sigan derecho por esa carretera.	Continue (pl.) straight ahead down that highway.
Sigan derecho por esa avenida hasta el final.	Continue straight ahead down that avenue to the end.
Siga derecho por esa calle y doble a la izquierda en la Avenida Balboa.	Continue straight ahead down that street and turn left on Balboa Avenue.
Doble a la izquierda y siga derecho hasta el final.	Turn left and continue straight ahead to the end.

Exercise 5. Say in English.

No comprendo.
Más despacio, por favor.

Exercise 6. Repetition.

11	once	16	dieciséis
12	doce	17	diecisiete
13	trece	18	dieciocho
14	catorce	19	diecinueve
15	quince	20	veinte

Exercise 7. Repetition.

21	veintiuno	26	veintiséis
22	veintidós	27	veintisiete
23	veintitrés	28	veintiocho
24	veinticuatro	29	veintinueve
25	veinticinco	30	treinta

40	cuarenta
50	cincuenta
60	sesenta

Exercise 8. Repetition.

31	treinta y uno	46	cuarenta y seis
32	treinta y dos	50	cincuanta
33	treinta y tres	57	cincuenta y siete
40	cuarenta	58	cincuenta y ocho
44	cuarenta y cuatro	59	cincuenta y nueve
45	cuarenta y cinco	60	sesenta

Exercise 9. Say in Spanish:

31	16	49
40	25	57
28	34	60
19	13	
8	22	

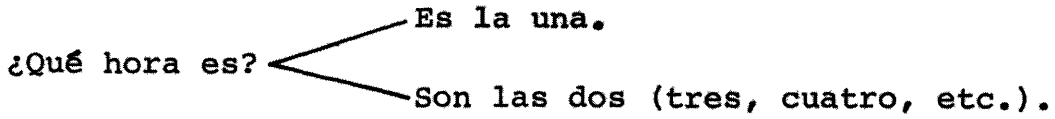

Exercise 10.

You hear: una Say: Es la una.

OR

You hear: dos Say: Son las dos.

3:00	4:00
6:00	2:00
1:00	9:00
12:00	10:00
5:00	

Exercise 11.

You hear: una Say: Es la una en punto.

OR

You hear: ocho Say: Son las ocho en punto.

4:00 7:00

2:00 6:00

1:00 11:00

Exercise 12. Repetition.



1. Es la una y veinticinco.

2. Son las seis y cinco.



3. Es la una y quince.

4. Son las diez y veinte.



5. Son las cinco y diez.

Exercise 13. Repetition.

1. Son las nueve y media.



2. Son las siete y cuarto.

3. Es la una y quince.



4. Son las doce y treinta.



5. Son las seis y cuarto.

6. Son las cuatro y media.

7. Es la una y treinta.

8. Son las cinco y quince.

Exercise 14. Say in Spanish:

1.
2. 
3.
4. 
5. 
6.
7.
8. 

Exercise 15. Repetition.



1. Son las tres menos cuarto.

2. Es la una menos veinte.



3. Son las cuatro menos diez.

4. Es la una menos cinco.

5. Son las doce menos veinticinco.

Exercise 16. Say in English.

Exercise 17. ¿Qué hora es?

1.
2. 
3. 
4. 
5. 
6. 

Exercise 18.

You hear: el bus - Colón Say: ¿A qué hora sale el bus para Colón?

el bus - David
el tren - Panamá*
el avión ("the airplane") - Contadora
el bus - Volcán
el tren - Colón
la lancha ("the ferry") - Taboga

* Panamá is used by Panamanians to mean both the country and the capital city of Panama.

HORARIO FERROCARRIL DE PANAMA

PANAMA RAILROAD TIMETABLE

NORTHBOUND — PANAMA ➤ COLON — RUMBO AL NORTE

STATIONS ESTACIONES	Monday through Friday Lunes a Viernes								Saturday and Sunday Sábado y Domingo			
Read Down Lea Hacia Abajo	2 A.M.	4 A.M.	6 A.M.	8 A.M.	10 P.M.	12 P.M.	14 P.M.	42 P.M.	22 A.M.	24 P.M.	26 P.M.	28 P.M.
Panama (sale-leave)	5:00	6:45	9:50	11:40	3:20	5:05	9:50	------	8:30	12:35	5:50	10:50
Balboa Heights	5:03	6:48	9:53	11:43	3:23	5:08	9:53	------	8:33	12:38	5:53	10:53
Diablo	------	------	------	------	------	------	------	8:15	------	------	------	------
Corozal	5:09	6:54	9:59	11:49	3:29	5:14	9:59	------	8:39	12:44	5:59	10:59
Pedro Miguel	5:17	7:02	10:07	11:57	3:37	5:22	10:07	------	8:47	12:52	6:07	11:07
Gamboa	5:36	7:21	10:26	12:16	3:56	5:40	10:25	------	9:05	1:10	6:25	11:25
Frijoles	5:53	7:37	10:43	12:32	4:14	5:56	10:41	------	9:19	1:24	6:39	11:39
Gatun	6:16	8:01	11:06	12:56	4:37	6:21	11:06	------	9:42	1:47	7:02	12:02
Mt. Hope	6:25	8:10	11:15	1:05	4:46	6:30	11:15	9:31	9:51	1:56	7:11	12:11
Colon (llega-arrive)	6:29	8:14	11:19	1:09	4:50	6:34	11:19	------	9:55	2:00	7:15	12:15
	A.M. 2	A.M. 4	A.M. 6	P.M. 8	P.M. 10	P.M. 12	P.M. 14	P.M. 42	A.M. 22	P.M. 24	P.M. 26	A.M. 28

SOUTHBOUND — COLON ➤ PANAMA — RUMBO AL SUR

STATIONS ESTACIONES	Monday through Friday Lunes a Viernes								Saturday and Sunday Sábado y Domingo			
Read Down Lea Hacia Abajo	1 A.M.	3 A.M.	5 A.M.	7 A.M.	9 P.M.	11 P.M.	13 P.M.	41 P.M.	21 A.M.	23 A.M.	25 P.M.	27 P.M.
Colon (sale-leave)	4:50	6:55	9:40	11:50	3:10	5:15	10:00	------	6:40	10:45	4:00	9:00
Mt. Hope	4:54	6:59	9:44	11:54	3:14	5:19	10:04	8:00	6:44	10:49	4:04	9:04
Gatun	5:03	7:08	9:53	12:03	3:23	5:28	10:13	------	6:53	10:58	4:13	9:13
Frijoles	5:25	7:32	10:16	12:27	3:46	5:52	10:37	------	7:17	11:22	4:37	9:37
Gamboa	5:41	7:49	10:31	12:44	4:01	6:09	10:53	------	7:32	11:37	4:52	9:52
Pedro Miguel	5:59	8:07	10:49	1:02	4:19	6:27	11:11	------	7:49	11:54	5:09	10:09
Corozal	6:07	8:15	10:57	1:10	4:27	6:35	11:19	------	7:56	12:01	5:16	10:16
Diablo	6:10	------	------	------	------	------	------	9:17	------	------	------	------
Balboa Heights	6:14	8:21	11:03	1:16	4:33	6:41	11:25	------	8:02	12:07	5:22	10:22
Panama (llega-arrive)	6:17	8:25	11:07	1:20	4:37	6:45	11:28	------	8:05	12:10	5:25	10:25
	A.M. 1	A.M. 3	A.M. 5	P.M. 7	P.M. 9	P.M. 11	P.M. 13	P.M. 41	A.M. 21	P.M. 23	P.M. 25	P.M. 27

Exercise 19. Say in English.

Exercise 20.

You hear:	el bus
Say:	¿A qué hora llega el bus?

Exercise 21. Repetition.

¿Cuándo sale el tren?	When does the train leave?
¿Cuándo llega el bus?	When does the bus arrive?
¿Cuándo sale el avión?	When does the plane leave?
¿Cuándo llega el tren?	When does the train arrive?

Exercise 22. Repetition.

Un tiquete de ida y vuelta, por favor.	A round-trip ticket, please.
Un pasaje para Colón.	A [one-way] ticket to Colón.
Un tiquete de ida y vuelta para Panamá.	A round-trip ticket to Panama.
Un boleto para Gamboa, con aire, por favor.	A [one-way] ticket to Gamboa, with air [conditioning], please.

Exercise 23. Say in Spanish:

1. A [one-way] ticket for Mount Hope, please.
2. A round-trip ticket for Pedro Miguel.
3. A [one-way] ticket for Colón, with air[conditioning], please.
4. A round-trip ticket for Panama, with air[conditioning], please.

Exercise 24.

You hear:	siete cincuenta
Say:	seven fifty

Exercise 25. Say in Spanish:

1. Where is the bus station (located)?
2. Where is the El Dorado Restaurant (located)?
3. At what time does the train arrive?
4. When does the bus for David leave?
5. What time is it?
6. It's one-thirty.
7. It's twenty-five till ten.
8. It's a quarter past two.
9. It's exactly one o'clock.
10. I don't understand.
11. Slower, please.

Exercise 26. Repetition.

Entrada	Entrance
Salida	Exit
Horario de Llegadas	Schedule of Arrivals
Horario de Salidas	Schedule of Departures
Sala de Espera	Waiting Room
Reservaciones	Reservations
Oficina de Reclamos	Customer Service, Claims Office
Información	Information
Abierto	Open
Cerrado	Closed
Damas	Ladies
Caballeros	Gentlemen

Exercise 27. Conversation for Listening Comprehension.
Listen without looking at your text.

María: ¿Cuándo sales para San Blas, Francisco?

Francisco: Hoy por la tarde, María.

María: ¿A qué hora sale el avión?

Francisco: Sale a las tres en punto y llega a las tres y veinte, más o menos.

María: ¿Ya tienes tu tiquete?

Francisco: Sí, tengo un boleto de ida y vuelta.

NOTE: Hoy: "Today."

¿Sales? "Do you leave?" (familiar)

ya: "already"

tu: "your" (familiar)



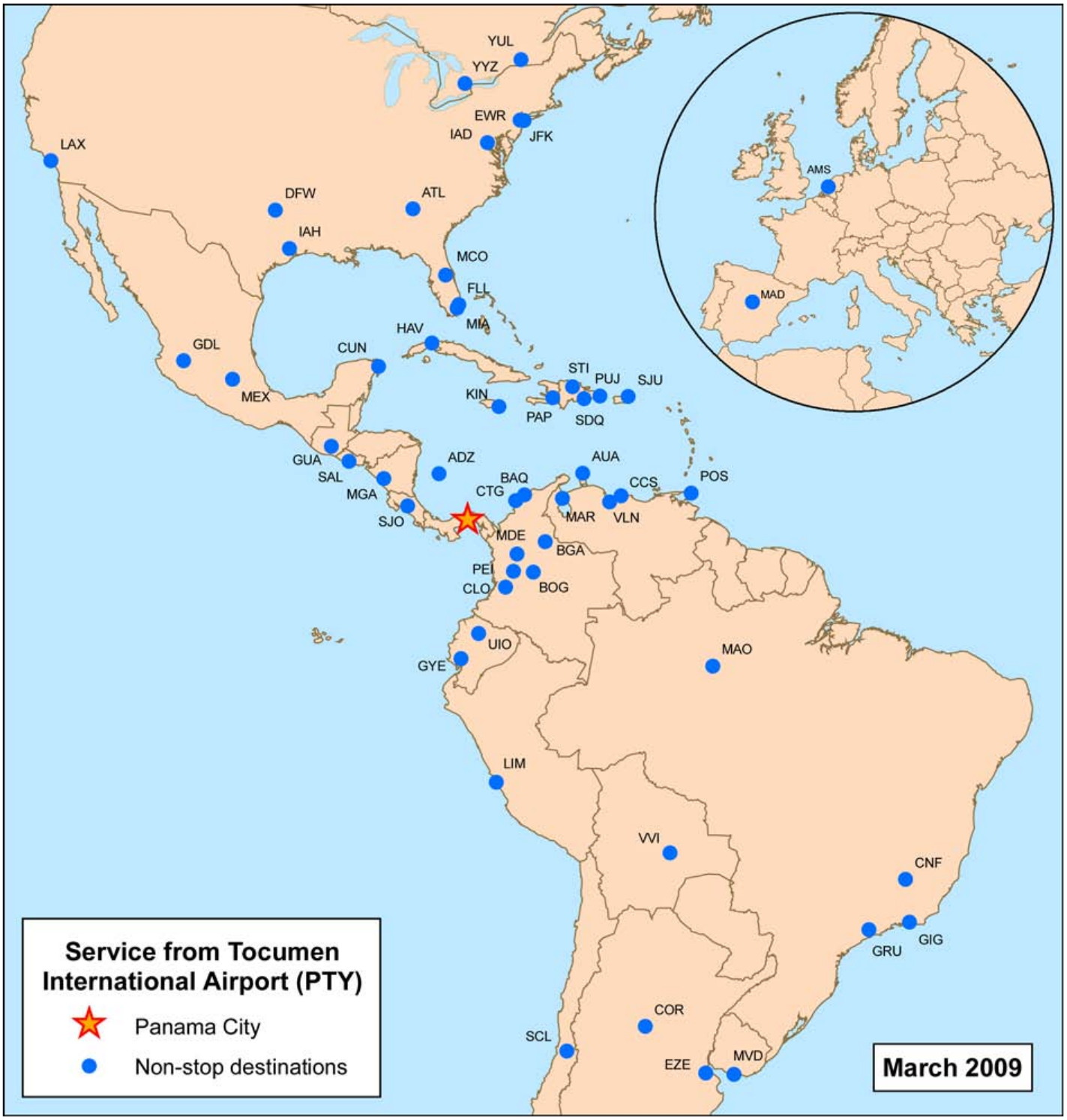

Karl Musser - Creative Commons Attribution ShareAlike 3.0

SELF-EVALUATION QUIZ



PART I

SITUATION 1: Having just arrived in a Panamanian city, you want to find the Panama Hotel. Ask a passerby where it is.

SITUATION 2: A man has been kind enough to help you. You want to thank him. In Spanish, say "Very kind of you, sir."

SITUATION 3: You want to go by train from Panama to Colón. Tell the ticket agent "A round-trip ticket to Colón, please."

SITUATION 4: You are at a bus station, where you want to buy a one-way ticket to David. What would you say to the ticket agent?

SITUATION 5: You have asked for a ticket to Panama. Now you want to know how much it is. How do you ask that?

SITUATION 6: After buying your ticket, you want to say "Thank you very much." How do you say this?

SITUATION 7: You have forgotten your watch, and you need to know what time it is. How would you ask for the time?

SITUATION 8: Someone has asked you what time it is. Tell that person that it's ten past eleven.

SITUATION 9: You want to fly to San Blas. How would you ask at what time the plane leaves for San Blas?

SITUATION 10: Before notifying a friend of your arrival time, you need to find out when the bus will get to Panama. How would you ask the ticket agent at what time the bus arrives?

SITUATIONS 11-15 ARE ON TAPE ONLY.

PART II

Write the number of each Spanish word or phrase next to its English equivalent in the right-hand column. You will not use all the English equivalents listed.

1. Sala de Espera
2. Horario de Salidas
3. Oficina de Reclamos
4. Entrada
5. Horario de Llegadas
6. Reservaciones
7. Salida
8. Damas
9. Abierto

a. ( ) Customer Service, Claims Office
b. ( ) Closed
c. ( ) Ladies
d. ( ) Waiting Room
e. ( ) Schedule of Departures
f. ( ) Open
g. ( ) Entrance
h. ( ) Schedule of Arrivals
i. ( ) Exit
j. ( ) Reservations

Mario Roberto Duran Ortiz - Creative Commons Attribution 3.0 Unported

CONVERSATION

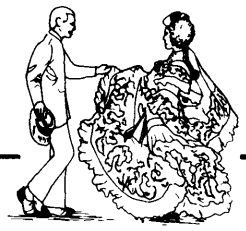

Is there a gas station near here?

Sgt. Miller: Officer, is there an Esso gas station near here?

Officer: Yes, there's one on Simón Bolívar Avenue.

Sgt. Miller: How do I get there?

Officer: Turn right at that corner, and you will see the gas station.

Sgt. Miller: Thank you very much, officer.

at the gas station

Sgt. Miller: Fill the tank for me, please!

Attendant: Do you want Super or Regular?

Sgt. Miller: Super, and also check the battery, the radiator and the oil for me, please.

Attendant: Sure!

shortly afterward

Attendant: Everything's OK, but it needs oil.

Sgt. Miller: Put in a quart, please.

Attendant: OK.

a little later

Attendant: All done.

Sgt. Miller: How much for everything?

Attendant: Fourteen fifty, sir.

Sgt. Miller: Here you are. Thank you.

CONVERSACIÓN

¿Hay una gasolinera cerca de aquí?

Sargento Miller: Señor guardia, ¿hay una gasolinera Esso cerca de aquí?

Guardia: Sí, hay una en la Avenida Simón Bolívar.

Sargento Miller: ¿Cómo hago para llegar allí.

Guardia: Vire a la derecha en esa esquina y usted verá la gasolinera.

Sargento Miller: Muy agradecido, señor guardia.

en la gasolinera

Sargento Miller: ¡Me llena el tanque, por favor!

Empleado: ¿Quiere Super o Regular?

Sargento Miller: Super, y me chequea también la batería, el radiador y el aceite, por favor.

Empleado: ¡Sí, cómo no!

poco después

Empleado: Todo está bien, pero necesita aceite.

Sargento Miller: Le pone un cuarto, por favor.

Empleado: Bien.

un poco más tarde

Empleado: Ya está.

Sargento Miller: ¿Cuánto es por todo?

Empleado: Catorce cincuenta, señor.

Sargento Miller: Aquí tiene. Muchas gracias.



NOTES ON THE CONVERSATION

1. señor guardia: When talking to a police officer in Panama, you should address him as señor guardia, which is the equivalent of "officer."

2. Gasolinera: You will also hear estación de gas and estación de gasolina.

3. There is no unleaded gasoline in Panama.

4. ¿Cómo hago...? when followed by para ("in order to") means "What do I do...?" ¿Cómo hago para llegar allí? means "What do I do in order to get there?"

5. chequea...el radiador: In Spanish, you say "check the radiator" instead of "check the water in the radiator."

6. necesita ("[it] needs"): "It" is not expressed in Spanish when used as the subject of a sentence.

7. Le pone un cuarto literally means "In it put a quart."

8. Both Panamanian and U.S. coins are used in Panama. Prices are often given without the words Balboas and centavos ("cents"), just as "dollars" and "cents" are often omitted in the United States.

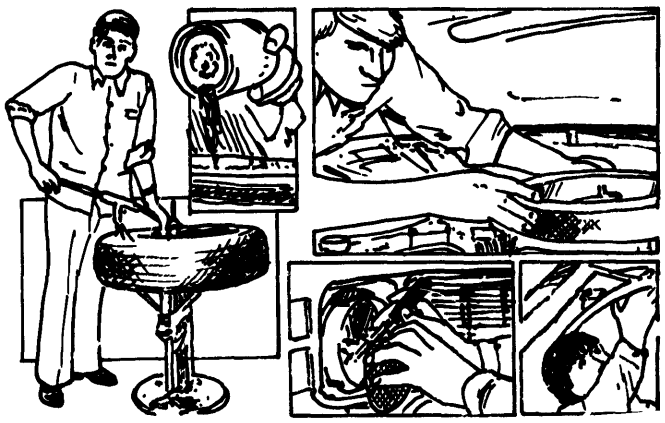

Un centavo or
un penny

Cinco centavos or
un real or
un níquel

Diez centavos or
dos reales or
un dime

See: http://en.wikipedia.org/wiki/Panamanian_balboa

Veinticinco centavos or
cinco reales or
un quarter
(Pronounced "cuara")

Cincuenta centavos or
un peso

The familiar profile of Balboa appears on three of the five coins. The Indian chief Urraca appears on the penny.

EXERCISES

Exercise 1.

You hear:	un hotel
Say:	¿Hay un hotel cerca de aquí?

un restaurante

una gasolinera Texaco

un cine ("a movie theater")

una gasolinera Shell

un hotel

Exercise 2. Repetition.

¿Hay una gasolinera cerca de aquí?	Is there a gas station near here?
Sí, hay una en la Calle 15.	Yes, there is one on 15th Street.
¿Hay un restaurante cerca de aquí?	Is there a restaurant near here?
Sí, hay uno en esa esquina.	Yes, there is one on that corner.
¿Hay un hotel cerca de aquí?	Is there a hotel near here?
Sí, hay uno en la Avenida Balboa.	Yes, there is one on Balboa Avenue.

[question]			[answer]	
¿Hay	un hotel / una estación se buses	cerca de aquí?	No, no hay	ninguno. / ninguna.

Exercise 3. Repetition.

¿Hay un hotel cerca de aquí?	Is there a hotel near here?
No, no hay ninguno.	No, there isn't any.
¿Hay una gasolinera cerca de aquí?	Is there a gas station near here?
No, no hay ninguna.	No, there isn't any.
¿Hay un cine cerca de aquí?	Is there a movie theater near here?
No, no hay ninguno.	No, there isn't any.
¿Hay una estación de buses cerca de aquí?	Is there a bus station near here?
No, no hay ninguna.	No, there isn't any.

¿Cómo hago para llegar allí?

¿Cómo hago para llegar a la Avenida Balboa?

¿Cómo hago para llegar al* Hotel Soloy?

*al = a + el

Exercise 4.

You hear:	el Hotel Soloy
Say:	¿Cómo hago para llegar al Hotel Soloy?

OR

You hear:	la Avenida Perú
Say:	¿Cómo hago para llegar a la Avenida Perú?

Exercise 5. Say in Spanish:

1. Is there a hotel near here?
2. Is there a gas station near here?
3. How do I get there?
4. How do I get to the train station?
5. How do I get to the El Dorado Restaurant?

Exercise 6. Say in English.

Exercise 7. Repetition.

Usted verá la gasolinera Texaco.	You'll see the Texaco gas station.
Allí usted verá el Hotel Panamá.	There you'll see the Panama Hotel.
Usted verá la estación de buses.	You'll see the bus station.
Allí usted verá el Restaurante El Dorado.	There you'll see the El Dorado Restaurant.

Exercise 8. Listen to the directions and draw on the map below a line indicating the route you will have to follow.

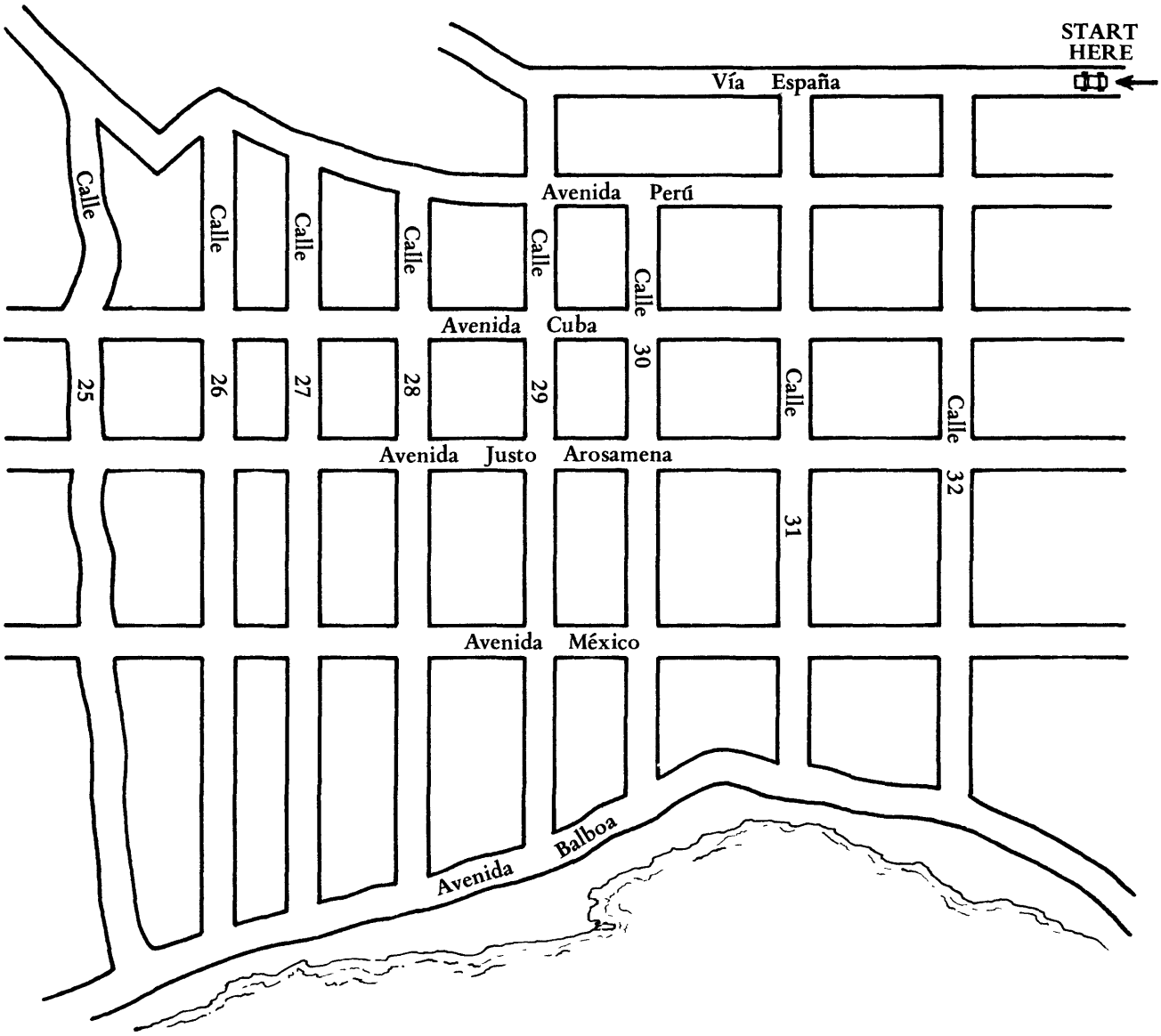

Exercise 9.

You hear:	señor guardia
Say:	Muy agradecido, señor guardia.

señor guardia	señorita ("Miss")
señora	mi capitán
Roberto	sargento

Exercise 10. Repetition.

Me llena el tanque, por favor.	Fill the tank for me, please.
Me chequea la batería, por favor.	Check the battery for me, please.
Me chequea el radiador, por favor.	Check the radiator for me, please.
Me llena el tanque y me chequea también la batería, por favor.	Fill the tank for me and also check the battery, please.
Me chequea las* llantas, por favor.	Check the tires for me, please.
Me chequea también la batería, el radiador y el aceite, por favor.	Also check the battery, the radiator, and the oil for me, please.
Me llena el tanque y me chequea también las llantas, por favor.	Fill the tank and also check the tires for me, please.

---

* el (masc. sing.) los (masc. pl.)
la (fem. sing.) las (fem. pl.)

Notice the following examples: el carro -- los carros ("the car"--"the cars")

la llanta -- las llantas ("the tire"--"the tires")

Exercise 11.

You hear:	the oil
Say:	Me chequea el aceite, por favor.

OR

You hear:	the oil and also the battery
Say:	Me chequea el aceite y también la batería, por favor.

the battery

the radiator and also the oil

the oil and the tires

the battery, the radiator, and the oil

the radiator and also the battery

the radiator, the battery, the oil, and also the tires

Exercise 12. Repetition.

El radiador necesita agua.	The radiator needs water.
Las llantas necesitan aire.	The tires need air.
Necesito una llanta.	I need a tire.
Tengo un flat.	I have a flat.
Tengo malo el radiador.	I have/There is something wrong with the radiator.
Tengo mala la batería.	I have/There is something wrong with the battery.
Necesita una llanta.	It needs a tire.
Necesita agua.	It needs water.

Exercise 13. Say in Spanish:

1. I have a flat.
2. I need a battery.
3. The battery needs water.
4. The tire needs air.
5. It needs oil.
6. There's something wrong with the battery.
7. There's something wrong with the radiator.

Exercise 14. Repetition.

Quiero gasolina.	I want gas.
Quiero gasolina Super.	I want Super (gasoline).
Quiero cinco galones de gasolina.	I want 5 gallons of gasoline.
Quiero gasolina Regular.	I want Regular (gasoline).
Quiero diez galones de gasolina Regular.	I want 10 gallons of Regular (gasoline).
Quiero cinco galones de Super.	I want 5 gallons of Super (gasoline).

Exercise 15.

You hear: 10 gallons of Super Say: Le pone diez galones de Super, por favor.

5 gallons of Regular

a quart of oil

8 gallons of gasoline

15 Balboas of Super

2 quarts of oil

12 Balboas of Regular

Exercise 16.

1. _____ 5. _____
2. _____ 6. _____ _____
3. _____ _____ 7. _____
4. _____ 8. _____

Exercise 17. Say in Spanish:

1. Check the oil for me, please.
2. Fill the tank for me, please.
3. Check the battery and also the tires, please.
4. I have a flat.
5. I need oil.
6. It needs water.
7. I want 5 gallons of Super.
8. Put in 8 Balboas of Regular, please.
9. How much is it for everything?

Anel Salas - GNU Free Documentation License

Image of Panamanian Polleras, a red "pollera de lujo", an older traditional pollera and a blue "pollera de lujo". (Wikipedia http://en.wikipedia.org/wiki/Pollera 20:55, 31 October 2008).

SOME TRAFFIC SIGNS

Detour

One–Way

Stop

Yield

Danger

Slide Area

Flood Area



Speed Limit (in kilometers)

Narrow Bridge

Exercise 18. Match the signs in the column on the left with the correct English equivalents.

a. Speed Limit 50 (mph)

b. Danger

c. One-Way

d. Flood Area

e. Detour

f. Speed Limit 50 (kph)

g. Slide Area

h. Narrow Bridge

TURN ON THE TAPE TO CHECK YOUR ANSWERS.

Exercise 19. Conversation for Listening Comprehension.

Listen without looking at your text.

Photo #: 80-G-701369 USS Missouri (BB-63) In the Miraflores Locks, Panama Canal, 13 October 1945, while en route from the Pacific to New York City to take part in Navy Day celebrations. Note the close fit of the ship in the locks. The beam of battleships of this era was determined by Panama Canal lock dimensions. Official U.S. Navy Photograph, now in the collections of the National Archives. --www.history.navy.mil/photos/sh-usn/usnsh-m/bb63-a1.htm Source {{PD-USGov-Military-Navy-NHC}} (http://commons.wikimedia.org/wiki/File:Missouri_panama_canal.jpg)

Mario: ¡Hola, Pedro! ¿Qué hubo?

Pedro: Ahí, pasándola. ¿Qué necesitas hoy?

Mario: Necesito gasolina. Le pones diez galones de Super, por favor.

Pedro: ¿Te chequeo el motor también?

Mario: Sí, hombre.

Pedro: Necesitas aceite, Mario.

Mario: Ponle un cuarto. ¡Ah! Y también me chequeas las llantas.

Pedro: ¡Sí, cómo no! - OK. Ya está.

Mario: ¿Cuánto es por todo?

Pedro: Quince Balboas por la gasolina y uno cincuenta por el aceite.

NOTE: ¡Hola! "Hi!" or "Hello!"

¿Qué hubo? "How's it going?"

¿Te chequeo...? "Shall I check...for you?"

El motor: "The engine," is used here to mean "under the hood."

Hombre: "Man," is used here for emphasis. Sí, hombre, "Sure."

Ponle: "Put...in (it)."



SELF-EVALUATION QUIZ

PART I

SITUATION 1: You are driving through a Panamanian town. Your gas gauge shows that you need gas. You want to find a Texaco station so you can use your credit card. Ask a passerby "Is there a Texaco gas station near here?"

SITUATION 2: You want to know how to get to the Imperial Restaurant. How would you ask?

SITUATION 3: You have received some directions from a policeman. How would you thank him?

SITUATION 4: You drive into a gas station to buy gas. How do you tell the attendant to fill up the tank?

SITUATION 5: At a gas station, tell the attendant that you want 10 gallons of Regular gasoline.

SITUATION 6: Ask the station attendant to check the battery and also the tires for you.

SITUATION 7: You need oil. What do you say to the attendant?

SITUATION 8: The attendant tells you that your car needs oil. Tell him to put in a quart.

SITUATION 9: After having the tank filled with gas and getting some other work done, you want to ask the mechanic how much it is for everything. What would you say?

SITUATIONS 10-17 ARE ON TAPE ONLY.

PART II

Match the signs with the correct English equivalents.

1.

_____

2.

_____

3.

_____

4. 

_____

5.

_____

6.

_____

7.

_____

a. Speed Limit 75 kph

b. Narrow Bridge

c. One-Way

d. Flood Area

e. Detour

f. Speed Limit 75 mph

g. Slide Area

h. Danger

i. Yield



The east chamber of Gatun Lower Locks during construction. The middle and upper locks are in the distance.

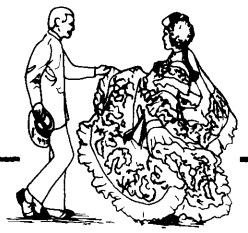

CONVERSATION

Is there an auto shop near here?

Sgt. Miller: Excuse me, sir. Is there an auto shop near here?

Man: Sure, the Amaya Auto Shop.

Sgt. Miller: How far from here is that auto shop located?

Man: It is located six blocks from here, more or less.

Sgt. Miller: Very kind of you, sir.

with the mechanic

Sgt. Miller: Can you fix my car?

Mechanic: What's wrong with it?

Sgt. Miller: It chokes and sometimes it doesn't start.

Mechanic: Let me check the engine.

shortly afterwards

Mechanic: Sir, the engine needs to be tuned up, but I don't have time today. Bring it [in] tomorrow.

Sgt. Miller: Well, till tomorrow, then.

CONVERSACIÓN

¿Hay un taller mecánico cerca de aquí?

Sargento Miller: Perdone, señor. ¿Hay un taller mecánico cerca de aquí?

Señor: Sí, cómo no. El Taller Amaya.

Sargento Miller: ¿A qué distancia de aquí queda ese taller?

Señor: Queda a seis cuadras de aquí, más o menos.

Sargento Miller: Muy amable, señor.

con el mecánico

Sargento Miller: ¿Puede arreglar mi carro?

Mecánico: ¿Qué tiene?

Sargento Miller: Se ahoga y a veces no arranca.

Mecánico: Déjeme chequear el motor.

poco después

Mecánico: Señor, hay que afinar el motor, pero hoy no tengo tiempo. Tráigalo mañana.

Sargento Miller: Bueno, hasta mañana, entonces.



NOTES ON THE CONVERSATION



1. Queda a seis cuadras.... "It is (located) six blocks...." Notice that a ("at a distance of") must be used in Spanish.

2. Tráigalo: "Bring it." Lo is the masculine object pronoun "it." In the command form it is attached to the verb.

Balboa Monument in Panamá City

Dirk van der Made - GNU Free Documentation License

la ("the")	calle ("street")	esa ("that")	calle
	esquina ("corner")		esquina
	avenida ("avenue")		avenida
el ("the")	restaurante ("restaurant")	ese ("that")	restaurante
	hotel ("hotel")		hotel
	aeropuerto ("airport")		aeropuerto

Exercise 1.

You hear:	la calle
Say:	esa calle

OR

You hear:	el hotel
Say:	ese hotel

Exercise 2.

You hear:	el Restaurante El Dorado
Say:	¿A qué distancia de aquí queda ese restaurante?

el Restaurante El Dorado
el Hotel Imperial
el Hotel Caribe
el Taller Amaya

Exercise 3. Say in English.

Exercise 4.

el carburador	the carburetor
el radiador	the radiator
las bujías	the spark plugs
los platinos	the points
el generador	the generator
los frenos	the brakes

Remember that the word "the" has different forms in Spanish.

the	Masculine singular	el	("el carburador")
	Masculine plural	los	("los platinos")
	Feminine singular	la	("la batería")
	Feminine plural	las	("las bujías")

Exercise 5. Repetition.

¿Puede afinar el motor?	Can you tune up the engine?
¿Puede chequear el motor de mi carro?	Can you check the engine in (of) my car?
¿Puede arreglar el carburador?	Can you fix the carburetor?
¿Puede chequear el radiador?	Can you check the radiator?
¿Puede arreglar el generador?	Can you fix the generator?
¿Puede arreglar los platinos?	Can you fix the points?
¿Puede chequear las bujías?	Can you check the spark plugs?
¿Puede afinar mi carro?	Can you tune up my car?
¿Puede arreglar esto?	Can you fix this?
¿Puede chequear los frenos?	Can you check the brakes?

Exercise 6. Say in Spanish:

1. Can you check my car?
2. Can you fix the generator?
3. Can you tune up my car?
4. Can you check this?
5. Can you check the carburetor in my car?
6. Can you fix the brakes in my car?
7. Can you check the spark plugs in my car?
8. Can you tune up the engine?

Exercise 7. Repetition.

Se ahoga.	It chokes.
A veces no arranca.	Sometimes it doesn't start.
No arranca.	It doesn't start.
Se calienta mucho.	It overheats a lot.
A veces se para.	Sometimes it stalls.
A veces se calienta mucho y se para.	Sometimes it overheats a lot and stalls.

Exercise 8. Say in Spanish:

1. It doesn't start.
2. It overheats.
3. Sometimes it chokes.
4. Sometimes it stalls.
5. It overheats a lot and stalls.

Exercise 9. Repetition.

Creo que es el generador.	I think that it's the generator.
Creo que son las bujías.	I think that it's the spark plugs.
Creo que es esto.	I think that it's this.
Creo que es el carburador.	I think that it's the carburetor.
Creo que son los platinos.	I think that it's the points.

Exercise 10.

You hear: el generador Say: Creo que es el generador.

OR

You hear: los platinos Say: Creo que son los platinos.

Exercise 11. Say in Spanish:

1. I think it's the radiator.
2. I think it's the brakes.
3. I think it's this.
4. I think it's the points.
5. I think it's the battery.

Exercise 12. Say in English.

Exercise 13. Repetition.

Tengo que arreglar el carburador.	I have to fix the carburetor.
Tengo que afinar el motor.	I have to tune up the engine.
Tengo que chequear el generador.	I have to check the generator.
Tengo que ver el motor.	I have to see the engine.

Exercise 14. Say in English.

Exercise 15. Say in Spanish:

1. It is necessary to tune up the engine.
2. I have to tune up the engine.
3. It is necessary to fix the generator.
4. I have to fix the generator.
5. The radiator needs to be checked.
6. I have to check the radiator.
7. The brakes need to be fixed.
8. I have to fix the brakes.

Exercise 16. Repetition.

el lunes	Monday
el martes	Tuesday
el miércoles	Wednesday
el jueves	Thursday
el viernes	Friday
el sábado	Saturday
el domingo	Sunday

Exercise 17. Repetition.

¿Puedo traerlo el lunes por la mañana?	Can I bring it Monday morning?
¿Puedo traerlo el jueves por la tarde?	Can I bring it Thursday afternoon?
¿Puedo traerlo mañana por la mañana?	Can I bring it tomorrow morning?
¿Puedo traerlo mañana por la tarde?	Can I bring it tomorrow afternoon?
¿Puedo traerlo el próximo viernes por la mañana?	Can I bring it next Friday morning?
¿Puedo traerlo la próxima semana?	Can I bring it next week?

Exercise 18.

You hear:	*¿Puede traerlo mañana?*
You see:	el martes
Say:	No, no puedo, pero puedo traerlo el martes.

mañana
el viernes
por la tarde
por la mañana
el martes por la tarde

Exercise 19. Say in Spanish:

1. Is there an auto shop near here?
2. How far is that hotel from here?
3. Can you fix my car Thursday?
4. The spark plugs need to be checked.
5. What's wrong with it?
6. Can you check the generator?
7. I can't bring it in tomorrow afternoon.
8. Sometimes my car stalls.
9. I think it's the points.
10. The engine needs to be tuned up.
11. I don't have time today. Can I bring it Wednesday morning?
12. See you Friday, then.
13. Very kind of you, sir.
14. I have to check the carburetor.

Exercise 20. Conversation for Listening Comprehension.

Listen without looking at your text.

Ricardo: Hola, Martín. ¿Puedes chequear el motor de mi carro?

Martín: Sí, hombre. ¿Qué tiene?

Ricardo: No sé, pero creo que tengo malos los platinos.

Martín: Déjame chequear. - No son los platinos, Ricardo; es el carburador.

Ricardo: ¿Puedes arreglarlo hoy?

Martín: Hoy no tengo tiempo. ¿Puedes traer el carro el jueves por la tarde?

Ricardo: No, no puedo. ¿Puedo traerlo el viernes por la mañana?

Martín: OK. Tráelo el viernes.

Ricardo: Está bien. Te veo el viernes, entonces.

NOTE: No sé: "I don't know."
Tráelo: "Bring it." Compare with the formal tráigalo.
Te veo: "I'll see you."

SELF-EVALUATION QUIZ



SITUATION 1: You need to have some work done on your car. Ask someone if there is an auto shop nearby.

SITUATION 2: A friend has just recommended the Molina Auto Shop. Ask him how far away that shop is.

SITUATION 3: You want to thank a Panamanian who gave you some information. How would you say "Very kind of you, ma'am?"

SITUATION 4: How would you ask a mechanic if he can fix the brakes in your car?

SITUATION 5: Your car has become unreliable; it doesn't always start. How would you tell a mechanic that your car sometimes doesn't start.

SITUATION 6: You're not sure what's wrong with your car. How would you tell a mechanic that you think it's the carburetor?

SITUATION 7: A mechanic asks you if you can bring your car in on Monday. Tell him you can't and ask him if you can bring it on Wednesday morning.

SITUATIONS 8-14 ARE ON TAPE ONLY.



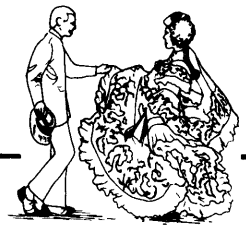

CONVERSATION

Taking a taxi

Sgt. Miller: Are you free?

Cab Driver: Yes, sir.

Sgt. Miller: (For) how much [will] you take me to the Soloy Hotel?

Cab Driver: (For) four Balboas.

Sgt. Miller: That much?

Cab Driver: Yes, sir. That hotel is located very far from here. And gas is really expensive now.

Sgt. Miller: Won't you take me for three dollars?

Cab Driver: Well, OK. Do you have any luggage?

Sgt. Miller: I have only two small suitcases.



CONVERSACIÓN

Cogiendo un taxi

Sargento Miller: ¿Está libre?

Taxista: Sí, señor.

Sargento Miller: ¿Por cuánto me lleva al Hotel Soloy?

Taxista: Por cuatro Balboas.

Sargento Miller: ¿Tanto?

Taxista: Sí, señor. Ese hotel queda muy lejos de aquí. Y la gasolina está bien cara ahora.

Sargento Miller: ¿No me lleva por tres dólares?

Taxista: Bueno, está bien. ¿Tiene equipaje?

Sargento Miller: Solamente tengo dos maletas pequeñas.



NOTES ON THE CONVERSATION



1. Two kinds of taxis offer rides in Panama City. One, which travels both within the city limits and beyond, has a fixed price and usually waits at the taxi stands of major hotels and public buildings. The other circulates only within the city limits and will bargain over the fare. In some cases, taxi drivers charge extra for suitcases.

2. ¿Por cuánto me lleva al Hotel Soloy? Literally, "For how much [will] you take me to the Soloy Hotel?"

3. Remember that the Panamanians do not have their own bills and use U.S. dollar bills which they call Balboas. You can call them either Balboas or dólares, whichever you prefer.

Dirk van der Made - GNU Free Documentation License

The lobby of Hotel Colón in Casco Viejo, Panamá City

EXERCISES

Exercise 1. Repetition.

¿Está libre el viernes por la tarde?	Are you free Friday afternoon?
¿Está libre el viernes por la noche?	Are you free Friday evening?
¿Está libre esta noche?	Are you free this evening?" OR, "Are you free tonight?
¿Está libre este sábado?	Are you free this Saturday?
¿Está libre este domingo por la tarde?	Are you free this Sunday afternoon?
¿Está libre este fin de semana?	Are you free this weekend?
¿Está libre mañana por la mañana?	Are you free tomorrow morning?

Exercise 2.

You hear:	¿Está libre el lunes?
You see:	this Wednesday
Say:	No, pero estoy libre este miércoles.

this Sunday

this weekend

this afternoon

this Friday

this evening (tonight)

Exercise 3. Say in Spanish:

1. Are you free Monday?
2. No, I'm not free now.
3. Are you free this weekend?
4. I'm not free this morning, but I'm free Saturday afternoon.
5. Are you free tonight?

Exercise 4.

You hear:	el Hotel Panamá
Say:	Al Hotel Panamá, por favor.

OR

You hear:	la estación del tren
Say:	A la estación del tren, por favor.

el Hotel Caribe
la estación de buses
el aeropuerto
el Restaurante El Dorado
la estación del tren
el Hotel Soloy

Exercise 5.

You hear:	el Restaurante El Dorado
Say:	¿Por cuánto me lleva al Restaurante El Dorado?

OR

You hear:	la estación de buses
Say:	¿Por cuánto me lleva a la estación de buses?

el Hotel Panamá

la estación de buses

el aeropuerto

La Presidencia (The Presidential Palace)

el Restaurante Astoria

la estación del tren

el Hotel Soloy

Exercise 6. Repetition.

¿Queda el Hotel Soloy cerca de aquí?	Is the Soloy Hotel near here?
Sí, ese hotel queda muy cerca de aquí.	Yes, that hotel is very near here.
¿Queda la estación de buses muy lejos de aquí?	Is the bus station very far from here?
Sí, queda muy lejos de aquí.	Yes, it's very far from here.
¿Queda la Avenida Balboa cerca de aquí?	Is Balboa Avenue near here?
No, esa avenida queda muy lejos.	No, that avenue is very far.

Exercise 7.

You hear:	Cuatro Balboas, señor.
Say:	¿No me lleva por tres?

Exercise 8. Repetition.

Tengo una maleta.	I have one suitcase.
Tengo una maleta pequeña.	I have one small suitcase.
Solamente tengo dos maletas pequeñas.	I only have two small suitcases.
Solamente tengo una maleta grande.	I only have one big suitcase.
Tengo tres maletas grandes.	I have three big suitcases.
No tengo equipaje.	I don't have any luggage.
No tengo maletas.	I don't have any suitcases.
Tengo tres maletas, dos pequeñas y una grande.	I have three suitcases, two small ones and one big one.

Remember, when the noun is plural, the adjective must be plural.

una maleta pequeña ("One small suitcase")

dos maletas pequeñas ("two small suitcases")

Exercise 9. Say in Spanish:

1. I have one small suitcase.
2. I have only two small suitcases.
3. I don't have any luggage.
4. I have one big suitcase.
5. I don't have any suitcases.
6. I have three suitcases, two big ones and a small one.
7. Where is the Granada Hotel (located)?
8. How much to take me to that restaurant?
9. To the bus station, please.
10. Is that street (located) very far from here?
11. Won't you take me for three fifty?
12. Is that auto shop near here?

Exercise 10. Conversation for Listening Comprehension.

Listen without looking at your text.

Pablo: Ramón, ¿dónde queda el Restaurante Caribe?

Ramón: ¡Ah! Ese restaurante queda muy lejos de aquí.

Pablo: ¿Y cómo hago para llegar allí?

Ramón: Sigue derecho por la Avenida Balboa hasta la Calle 30. Entonces dobla a la izquierda y sigue derecho hasta el final. Allí verás el restaurante.

Pablo: ¡Qué complicado! ¿Puedes repetirme todo eso otra vez?

Ramon: Sí, cómo no. Sigue derecho por la Avenida Balboa....Oye, yo estoy libre ahora y puedo llevarte. Vamos en mi carro.

Pablo: ¡Magnífico! Vamos.

NOTE: Sigue: "Continue." Compare with siga.

Dobla: "Turn." Compare with doble.

Verás: "You will see." Compare with verá.

¡Qué complicado! "How complicated!"

¿Puedes repetirme todo eso otra vez? "Can you repeat all that (for me) again?"

Oye: "Listen."

Puedo llevarte: "I can take you."

Vamos: "Let's go."

Magnífico: literally, "Magnificent," "Great," "Teriffic."

SELF-EVALUATION QUIZ



SITUATION 1: You walk out the front door of your hotel and see a cab at the taxi stand. Ask the cabdriver if he's free.

SITUATION 2: You want to ask someone if he's free this weekend. How do you ask that?

SITUATION 3: Before taking a taxi to the airport, you want to know the fare. Ask the taxi driver "How much to take me to the airport?"

SITUATION 4: You don't want to haggle over the fare; you simply want to tell the cabdriver "To the Caribe Hotel, please." Say this in Spanish.

SITUATION 5: A Panamanian has mentioned that downtown there is a very good restaurant that serves typical Panamanian dishes. How would you ask where that restaurant is located?

SITUATION 6: You have been told that the El Dorado is a very good restaurant. Ask if it's nearby.

SITUATION 7: You have just asked a taxi driver to take you somewhere. You think the fare of fifteen Balboas is too much. How would you say, "Won't you take me for ten?"

SITUATION 8: How would you say to a taxi driver "I have only one small suitcase?"

SITUATION 9: You have flagged down a taxi. After you and the driver agree on a price, he asks whether you have any suitcases. Tell him that you don't have any luggage.

GLOSSARY

A

a	Used before destination.
a la derecha	to the right
a la estación del tren	to the train station
a la izquierda	to the left
¿A qué distancia?	How far?
a veces	sometimes
aceite (el)	oil
aeropuerto (el)	airport
afinar	to tune up
agua (el)	water
ahora	now
al	to (Contraction of a and el.)
allí	there
Aquí tiene.	Here you are.
arranca	it starts
arreglar	to fix
avenida (la)	avenue
avión (el)	airplane

B

Balboa	Panamanian currency, city in Panama.
batería (la)	battery

bien	OK
bien caro[a]	really expensive
boletera (la)	female ticket seller
boletería (la)	ticket window
boleto (el)	ticket, one-way ticket
Bueno....	Well....
bujías (las)	spark plugs
bus (el)	bus

C

calle (la)	street
carburador (el)	carburetor
caro[a]	expensive
carro (el)	car
cerca de	near
cine (el)	movie theater
¿Cómo hago para llegar allí?	How do I get there?
cómo no	sure, of course, by all means
[No] comprendo.	[I don't] understand.
con	with
cuadra (la)	block (in a city)
¿Cuándo?	When?
¿Cuánto es? ¿Cuánto es por todo?	How much is it? How much is it for everything?

CH*

chequear Me chequea la batería.	to check Will you check the battery for me?

*The "ch" is considered a separate letter in the Spanish alphabet.

D

de aquí	from here
Déjeme chequear. Déjeme ver.	Let me check. Let me see.
derecho	straight ahead
Doble. Doblen.	Turn. (command, sing.) Turn. (command, pl.)
dólar (el)	dollar
domingo (el)	Sunday
¿Dónde?	Where?

E

entonces	then
equipaje (el)	luggage
Es de....	You (sing.) are from....
esa ese	that (fem. sing.) that (masc. sing.)
esquina (la)	corner
esta noche esta tarde	this evening, tonight this afternoon
estación (la) estación de buses estación del tren	station bus station train station
¿Está libre?	Are you (sing.) free?
Estoy libre mañana.	I'm free tomorrow.

F

fin de semana (el)	weekend
frenos (los)	brakes

G

gasolina (la)	gas, gasoline
gasolinera (la)	gas station
guardia (la)	officer (Panamanian policeman)

H

hasta hasta el final Hasta mañana.	(up) to, till to the end See you tomorrow. Till tomorrow.
hay Hay que....	there is, there are It is necessary to....
hotel (el)	hotel
hoy	today
jueves (el)	Thursday

K

kilómetro (el)	kilometer

L

lancha (la)	ferry
las	the (fem. pl.)
Le pone un cuarto.	Put in a quart.
lejos de	far from
los	the (masc. pl.)
lunes (el)	Monday

LL*

llanta (la)	tire
lleva	you (sing.) take
llega	it arrives

*The "ll" is considered a separate letter in the Spanish alphabet.

M

maleta (la)	suitcase
mañana mañana por la mañana	tomorrow tomorrow morning
martes (el)	Tuesday
más despacio	**slower**
más o menos	more or less
Me llena el tanque.	[Will you] fill the tank [for me]?
mecánico (el)	mechanic
miércoles (el)	Wednesday
motor (el)	engine, motor
Muchas gracias.	Thank you very much.
muy	very
Muy agradecido.	Thank you very much.
Muy amable.	Very kind of you.

N

necesita	you (sing.) need, it needs

O

o	or

P

Panamá	Panama (Name of the country and the capital city.)
panameño (el), panameña (la)	Panamanian
para para Colón	to (destination) to Colón
pasaje (el)	ticket for traveling
pequeño[a]	small

Perdone.	Excuse me.
pero	but
platinos (los)	points (in a car)
¿Por cuánto?	For how much?
por esa calle	down that street
por la mañana por la tarde	in the morning in the afternoon
por favor	please
Presidencia (La)	Presidential Palace
próximo[a]	next
¿Puede?	Can you?

Q

¿Qué? ¿Qué tiene?	What? What's wrong with it?
queda Queda a (followed by distance). ¿Dónde queda...?	it is located It is located (followed by distance). Where is ... located?
quiere	you (sing.) want
quieren	you (pl.) want
quiero	I want

R

radiador (el)	radiator
regular	regular (gas)
restaurante (el)	restaurant

S

sábado (el)	Saturday
sale	you (sing.) leave, it leaves
Se ahoga.	It chokes.

Se calienta.	It overheats. It heats up.
señora	ma'am
señor guardia	officer (Used to address a Panamanian policeman.)
Se para.	It stalls. It stops.
Siga.	Continue. Keep going. (command, sing.)
solamente	only
Super	super (gas)

T

taller (el)	repair shop
taller mecánico (el)	auto shop
también	also, too
tanto	so much, that much
taxi (el)	taxi
tengo	I have
Tengo malo el radiador.	There's something wrong with the radiator.
tiempo (el)	time
tiquete (el) tiquete de ida y vuelta (el)	ticket, one-way ticket round-trip ticket
todo Todo está bien.	all, everything Everything is OK.
Tráigalo mañana.	Bring it tomorrow. (command, sing.)
tren (el)	train

V

verá	you (sing.) will see
viernes (el)	Friday
Vire.	Turn. (command, sing.)

Y

Ya está.	All done.

La hora	The time
a la	at (between one and two o'clock)
a las	at (from two o'clock on)
¿A qué hora?	At what time?
en punto	on the dot, exactly
es la	it is (between one and two o'clock)
menos	till the hour
¿Qué hora es?	What time is it?
son las	it is (from two o'clock on)
y	past (the hour)
y cuarto	a quarter past
y media	(a) half past
y quince	fifteen past
y treinta	thirty minutes past

Letreros	Signs
abierto	open
alto	stop
caballeros	gentlemen, men
ceda el paso	yield
cerrado	closed
damas	ladies
derrumbes	slide area
desvío	detour
entrada	entrance

horario de llegadas	arrivals
horario de salidas	departures
información	information
inundación	flood area
oficina de reclamos	customer service
peligro	danger
puente angosto	narrow bridge
sala de espera	waiting room
salida	exit
una vía	one-way
velocidad máxima	maximum speed

Números (Numbers) 11-60

once	11	dieciséis	16
doce	12	diecisiete	17
trece	13	dieciocho	18
catorce	14	diecinueve	19
quince	15	veinte	20
veintiuno	21	veintiséis	26
veintidós	22	veintisiete	27
veintitrés	23	veintiocho	28
veinticuatro	24	veintinueve	29
veinticinco	25	treinta	30
treinta y uno	31	treinta y seis	36
treinta y dos	32	treinta y siete	37
treinta y tres	33	treinta y ocho	38
treinta y cuatro	34	treinta y nueve	39
treinta y cinco	35	cuarenta	40

cuarenta y uno	41	cuarenta y seis	46
cuarenta y dos	42	cuarenta y siete	47
cuarenta y tres	43	cuarenta y ocho	48
cuarenta y cuatro	44	cuarenta y nueve	49
cuarenta y cinco	45	cincuenta	50

cincuenta y uno	51	cincuenta y seis	56
cincuenta y dos	52	cincuenta y siete	57
cincuenta y tres	53	cincuenta y ocho	58
cincuenta y cuatro	54	cincuenta y nueve	59
cincuenta y cinco	55	sesenta	60

Module III SHOPPING

Johantheghos - Creative Commons Attribution ShareAlike 2.5

A Kuna woman displays a selection of molas for sale at her home in the San Blas Islands.

http://en.wikipedia.org/wiki/Mola_(art_form) 22:33, 10 April 2009

OBJECTIVES

At the end of this module you will be able to perform the following tasks in Spanish:

UNIT 1

1. Buy fish, vegetables and fruit.

UNIT 2

2. Bargain over the prices of souvenirs.
3. Ask what material a particular item is made of and understand the answer.

UNIT 3

4. Tell a department store clerk what you're looking for.
5. Say you like a particular item of clothing, ask if you can try it on, and understand the clerk's answer.
6. Say why an article of clothing doesn't fit.
7. Understand when you are told to pay at the register.

Lyn Gateley - Creative Commons Attribution 2.0 Generic

Flea Market at the Terminal

CONVERSATION

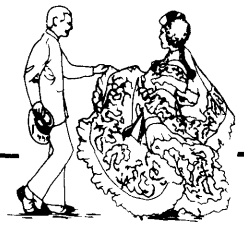

Buying seafood and other groceries

Gloria: How much is a pound of red snapper?

Seller: Sixty cents, ma'am.

Gloria: OK. Give me a pound and a half.

Seller: Here you are. Anything else?

Gloria: Shrimp. How much are they?

Seller: One fifty a pound.

Gloria: OK. Give me two pounds, please.

buying vegetables and fruit

Seller: What would you like, ma'am?

Gloria: Give me two heads of lettuce, a pound of tomatoes and four pounds of yucca.

Seller: Sure. And fruit, aren't you going to buy [some] today?

Gloria: Yes, give me eight mangos and that big pineapple, please.

Seller: Here you are, ma'am.

Gloria: How much for everything?

Seller: Four sixty.

Gloria: Thank you very much.

Seller: You're welcome.

CONVERSACIÓN

Comprando mariscos y otros comestibles

Gloria: ¿A cómo está la libra de pargo?

Vendedor : A sesenta centavos, señora.

Gloria: Está bien. Deme libra y media.

Vendedor : Aquí tiene. ¿Qué otra cosita?

Gloria: Camarones. ¿A cómo están?

Vendedor : A uno cincuenta la libra.

Gloria: OK. Deme dos libras, por favor.

comprando legumbres y fruta

Vendedor: ¿Qué desea, señora?

Gloria: Deme dos lechugas, una libra de tomates y cuatro libras de yuca.

Vendedor: Sí, cómo no. Y fruta, ¿no va a comprar hoy?

Gloria: Sí, deme ocho mangos y esa piña grande, por favor.

Vendedor: Aquí tiene, señora.

Gloria: ¿Cuánto es por todo?

Vendedor: Cuatro sesenta.

Gloria: Muchas gracias.

Vendedor: De nada.

EXERCISES

Exercise 1. Repetition.

el pescado	fish
el pargo	red snapper
los camarones	shrimp
los langostinos	prawns
las langostas	lobsters
el cazón*	shark
la corvina**	corvina
el lomo redondo	round roast
el costillón	chuck roast
las chuletas	pork chops
la carne	meat
la carne de puerco	pork
la carne molida	ground beef
la carne de puerco molida	ground pork
el pollo	chicken
la gallina	chicken

Exercise 2. Repetition.

¿A cómo está la libra de langostinos?	How much is a pound of prawns?
¿A cómo está la libra de langosta?	How much is a pound of lobster?
¿A cómo está la libra de chuletas?	How much is a pound of pork chops?
¿A cómo está la libra de lomo redondo?	How much is a pound of round roast?
¿A cómo está la libra de pollo?	How much is a pound of chicken?
¿A cómo está la libra de gallina?	How much is a pound of chicken?

NOTE: For items sold by the pound, la libra can be omitted.

*Cazón is a young tender shark.

**Corvina is used to make a delicious appetizer called ceviche, marinated raw fish. Shrimp is also used to make ceviche.

Exercise 3. Repetition.

¿A cómo está el pargo?	How much is the red snapper?
¿A cómo están los camarones?	How much are the shrimp?
¿A cómo están las chuletas?	How much are the pork chops?
¿A cómo está el costillón?	How much is the chuck roast?
¿A cómo está la corvina?	How much is the corvina?
¿A cómo están los langostinos?")	How much are the prawns?
¿A cómo está el cazón?	How much is the shark?

Exercise 4.

You hear: a pound of prawns Say: ¿A cómo está la libra de langostinos?

OR

You hear: prawns Say: ¿A cómo están los langostinos?

a pound of prawns

prawns

a pound of red snapper

red snapper

a pound of corvina

corvina

a pound of pork chops

round roast

shrimp

a pound of chuck roast

Exercise 5. Say in Spanish:

1. How much are the shrimp?
2. How much is a pound of prawns?
3. How much is the round roast?
4. How much is the chicken?
5. How much is a pound of pork chops?

Exercise 6. Repetition.

diez	10	sesenta	60
veinte	20	setenta	70
treinta	30	ochenta	80
cuarenta	40	noventa	90
cincuenta	50	cien	100

Exercise 7. Repetition.

sesenta y uno	61	ochenta y seis	86
sesenta y dos	62	ochenta y siete	87
sesenta y tres	63	noventa	90
setenta	70	noventa y ocho	98
setenta y cuartro	74	noventa y nueve	99
setenta y cinco	75	cien	100
ochenta	80		

Exercise 8. Say in Spanish:

1. 74	6. 77	11. 89
2. 82	7. 67	12. 94
3. 63	8. 90	13. 75
4. 100	9. 61	14. 80
5. 96	10. 70	15. 66

Exercise 9. Write the numbers you hear.

1. _____	6. _____	11. _____
2. _____	7. _____	12. _____
3. _____	8. _____	13. _____
4. _____	9. _____	14. _____
5. _____	10. _____	15. _____

Exercise 10. Write the prices you hear.

1. _____	5. _____
2. _____	6. _____
3. _____	7. _____
4. _____	8. _____

Exercise 11. Repetition.

Deme libra y media de carne molida.	Give me a pound and a half of ground beef.
Deme una libra de langostinos.	Give me a pound of prawns.
Deme cuatro libras de costillón.	Give me four pounds of chuck roast.
Quiero más o menos media libra de camarones.	I want about a half a pound of shrimp.
Quiero dos libras y media de cazón.	I want two and a half pounds of shark.
Necesito siete libras de lomo redondo.	I need seven pounds of round roast.
Necesito más o menos cuatro libras de ese pescado.	I need about four pounds of that fish.
Necesito tres libras de carne de puerco molida.	I need three pounds of ground pork.

Exercise 12. Say in Spanish:

1. Give me a pound and a half of shrimp.
2. I want six pounds of prawns.
3. I need about two pounds of ground beef.
4. Give me about seven pounds of round roast.
5. I need three pounds of shark.
6. Give me two and a half pounds of ground pork.

Exercise 13. Repetition.

el aguacate	avocado
la lechuga	lettuce [head of]
el tomate	tomato
la yuca	yucca
la papa	potato
la cebolla	onion
el repollo	cabbage
la zanahoria	carrot
la piña	pineapple
la papaya	papaya
la guayaba	guava
la naranja	orange
el mango	mango

Exercise 14.

You hear: six guavas Say: Deme seis guayabas.

OR

You hear: one pound of tomatoes Say: Deme una libra de tomates.

three pineapples
two pounds of yucca
five mangos
two heads of lettuce
three and a half pounds of potatoes
ten guavas
seven oranges
a pound and a half of onions
three avocados
one papaya
two cabbages
a half pound of tomatoes

Christian Dory - Creative Commons Attribution 2.0 Generic

Cuna Woman sewing

Exercise 15. Say in Spanish:

1. Give me three papayas.
2. I need about five pounds of potatoes.
3. How much is a pound of tomatoes?
4. I want four avocados and two pounds of yucca.
5. How much are the onions?

Exercise 16. Repetition.

¿Va a comprar fruta hoy?	Are you going to buy fruit today?
Sí, voy a comprar tres libras de naranjas.	Yes, I'm going to buy three pounds of oranges.
¿Va a arreglar el carro hoy?	Are you going to fix the car today?
Sí, voy a arreglar el carro hoy.	Yes, I'm going to fix the car today.
¿Va a afinar usted el motor?	Are you going to tune up the engine?
Sí, yo voy a afinar el motor.	Yes, I'm going to tune up the engine.
¿Va a chequear la batería?	Are you going to check the battery?
Sí, voy a chequear la batería.	Yes, I'm going to check the battery.

Exercise 17.

You hear:	¿Va a chequear usted la batería?
Say:	Sí, voy a chequear la batería.

Exercise 18. Repetition.

llegar	to arrive
seguir	to continue
vivir	to live
trabajar	to work
necesitar	to need
traer	to bring
salir	to leave

Exercise 19. Repetition.

¿Va a llegar usted a las ocho?	Are you going to arrive at eight?
Sí, voy a llegar a las ocho.	Yes, I'm going to arrive at eight.
¿Va a seguir el bus derecho por esa calle?	Is the bus going to continue straight ahead down that street?
Sí, va a seguir derecho por esa calle.	Yes, it's going to continue straight ahead down that street.
¿Va a vivir el sargento en Balboa?	Is the sergeant going to live in Balboa?
Sí, va a vivir en Balboa.	Yes, he is going to live in Balboa.
¿Va a trabajar la señora de Cruz esta tarde?	Is Mrs. Cruz going to work this afternoon?
Sí, va a trabajar esta tarde.	Yes, she is going to work this afternoon.
¿Va a salir el tren a las cinco en punto?	Is the train going to leave at exactly five o'clock?
Sí, va a salir a las cinco en punto.	Yes, it's going to leave at exactly five o'clock.
¿Va a necesitar usted gasolina?	Are you going to need gas?
Sí, voy a necesitar gasolina.	Yes, I'm going to need gas.

Va a salir.
You are going to leave.
He is going to leave.
She is going to leave.
It is going to leave.

Exercise 20.

You hear:	¿Va a llegar el sargento mañana?
Say:	Sí, va a llegar mañana.

Exercise 21.

You hear:	¿Van a trabajar ustedes hoy?
Say:	Sí, vamos a trabajar hoy.

Exercise 22. Answer the recorded questions affirmatively.

Exercise 23. Repetition.

¿Dónde va a vivir usted?	Where are you going to live?
Voy a vivir en Fort Clayton.	I'm going to live in Fort Clayton.
¿Dónde van a trabajar ustedes?	Where are you going to work?
Vamos a trabajar en Fort Amador.	We are going to work at Fort Amador.
¿A qué hora va a salir el avión?	(At) what time is the plane going to leave?
Va a salir a las ocho.	It is going to leave at eight.
¿A qué hora va a llegar el teniente?	(At) what time is the lieutenant going to arrive?
Va a llegar a las cuatro.	He is going to arrive at four.
¿A qué hora van a salir ustedes?	(At) what time are you going to leave?
Vamos a salir a las doce en punto.	We're going to leave at twelve o'clock.



Exercise 24.

You hear:	¿Dónde va a trabajar usted? - Fort Clayton
Say:	Voy a trabajar en Fort Clayton.

Exercise 25. Say in Spanish:

1. We are going to work here.
2. I'm going to leave tomorrow.
3. Where are you (plural) going to live?
4. Are you going to need this?
5. The colonel is going to arrive at two.
6. I'm going to tune up my car.
7. I'm going to need spark plugs.
8. We are going to bring the car tomorrow.
9. At what time are you all going to arrive?

Exercise 26. Conversation for Listening Comprehension.

Listen without looking at your text.

Miguel: ¿A cómo están los langostinos?

Vendedora: A uno ochenta la libra, Miguel.

Miguel: Dame tres libras, por favor.

Vendedora: Sí, cómo no. ¿Qué otra cosita vas a comprar?

Miguel: ¿No tienes gallina hoy?

Vendedora: No, pero mañana voy a tener. Mira, tengo corvina bien fresca.

Miguel: OK. Dame dos libras y media.

Vendedora: Aquí tienes.

Miguel: ¿Cuánto es por todo?

Vendedora: Siete Balboas cuarenta centavos.

NOTE: Dame: "Give me" (familiar). Compare with the formal Deme.

¿Vas a comprar? "Are you going to buy?" (familiar). Compare with the formal ¿Va a comprar?

Mira: "Look" (familiar). Used to gain someone's attention. The formal form is Mire.

Fresca: "Fresh."



SELF-EVALUATION QUIZ



SITUATION 1: You are at a market where you want to buy some shrimp. How would you ask the seller, "How much is a pound of shrimp?"

SITUATION 2: Ask the seller if he has red snapper today.

SITUATION 3: Tell the seller that you need six pork chops.

SITUATION 4: Tell the seller to give you:

three and a half pounds of ground beef

two pounds of chuck roast

four pounds of prawns

one pound of shark

SITUATION 5: Tell the clerk that you want:

two heads of lettuce

a pound of tomatoes

six oranges

a pineapple

three pounds of potatoes

two avocados

SITUATION 6: You have planned a trip alone and a friend asks you when you are going to leave. Tell your friend that you are going to leave tomorrow at eight.

SITUATION 7: You and a friend have arrived by plane in Panama. During a brief conversation with a Panamanian at the airport, he asks you where the two of you are going to work. Speaking for yourself and your friend, how would you tell the Panamanian that you are going to work at Fort Amador?

SITUATION 8: A couple of your Panamanian friends are getting ready to leave on a fishing trip. You notice that they are about to forget one of their tackle boxes. Tell them, "You are going to need this."

SITUATIONS 9-12 ARE ON TAPE ONLY.

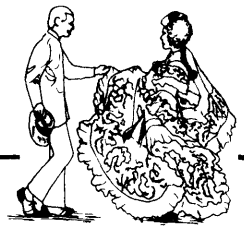

CONVERSATION

Buying souvenirs

Bob: How much do you want for that mola?

Seller: Twenty-five Balboas, sir.

Bob: Why so expensive?

Seller: Because it's of very good quality.

Bob: Won't you let me have it for twenty dollars?

Seller: Not for twenty, but I'll let you have it for twenty-two.

Bob: OK. And that ashtray, what is it made of?

Seller: Out of soapstone, sir.

Bob: How much do you want for it?

Seller: Only two fifty.

Bob: Won't you give me a little discount?

Seller: Well, I'll let you have it for two.

Bob: OK.

CONVERSACIÓN

Comprando souvenirs

Bob: ¿Cuánto quiere por esa mola?

Vendedor: Veinticinco Balboas, señor.

Bob: ¿Por qué tan cara?

Vendedor: Porque es muy fina.

Bob: ¿No me la deja en veinte dólares?

Vendedor: En veinte no, pero se la dejo en veintidós.

Bob: Está bien. Y ese cenicero, ¿de qué está hecho?

Vendedor: De piedra de jabón, señor.

Bob: ¿Cuánto quiere por él?

Vendedor: Dos cincuenta solamente.

Bob: ¿No me hace una rebajita?

Vendedor: Bueno, se lo dejo en dos.

Bob: Está bien.

NOTES ON THE CONVERSATION



1. The most visible of the many Indian tribes in Panama are the Cunas of the San Blas Islands. These Indians sell their handmade crafts in the busy streets and plazas of Panama City. A favorite spot for Americans to buy typical Cuna souvenirs is Steven's Circle, across from the post office.

2. The Cuna Indians make molas of several layers of brightly colored cotton cloth. The layers are stitched together, and carefully cutout designs expose the underlying colors. (This technique is a "reverse applique.") The decorative panels are made into blouses and worn as everyday attire by the Cuna women. Molas are also popular wall hangings.

3. Piedra de jabón, literally "stone of soap," is abundant in Panama. Artisans carve it with penknives to make ashtrays, bookends, figurines, and other small items. This stone is easily broken and so soft that it dissolves in water.

4. ¿Cuánto quiere? is not used in markets where the prices are fixed.

5. Se ("to you") is used instead of le when the next word is lo or la.

6. Por él means "for it" when "it" refers to masculine singular words, for example, cenicero. If Bob had been referring to a mola, he would have said, ¿Cuánto quiere por ella?, "How much do you want for it?"

EXERCISES

Exercise 1. Repetition.

la estatua	the statue
el sombrero	the hat
el caracol	the conch shell

la mola ("the mola")	esa mola ("that mola")
el cenicero ("the ashtray")	ese cenicero ("that ashtray")

Exercise 2. Repetition.

¿Cuánto quiere por esa mola?	How much do you want for that mola?
¿Cuánto quiere por esa estatua?	How much do you want for that statue?
¿Cuánto quiere por ese cenicero?	How much do you want for that ashtray?
¿Cuánto quiere por ese sombrero?	How much do you want for that hat?
¿Cuánto quiere por ese caracol?	How much do you want for that conch shell?

Exercise 3.

You hear:	el sombrero
Say:	¿Cuánto quiere por ese sombrero?

la mola	esta mola ("this mola")
el cenicero	este cenicero ("this ashtray")

Exercise 4. Repetition.

¿Cuánto quiere por esta mola?	How much do you want for this mola?
¿Cuánto quiere por este cenicero?	How much do you want for this ashtray?
¿Cuánto quiere por esta estatua?	How much do you want for this statue?
¿Cuánto quiere por este sombrero?	How much do you want for this hat?
¿Cuánto quiere por este caracol?	How much do you want for this conch shell?

Exercise 5.

You hear:	la estatua
Say:	¿Cuánto quiere por esta estatua?

OR

You hear:	el cenicero
Say:	¿Cuánto quiere por este cenicero?

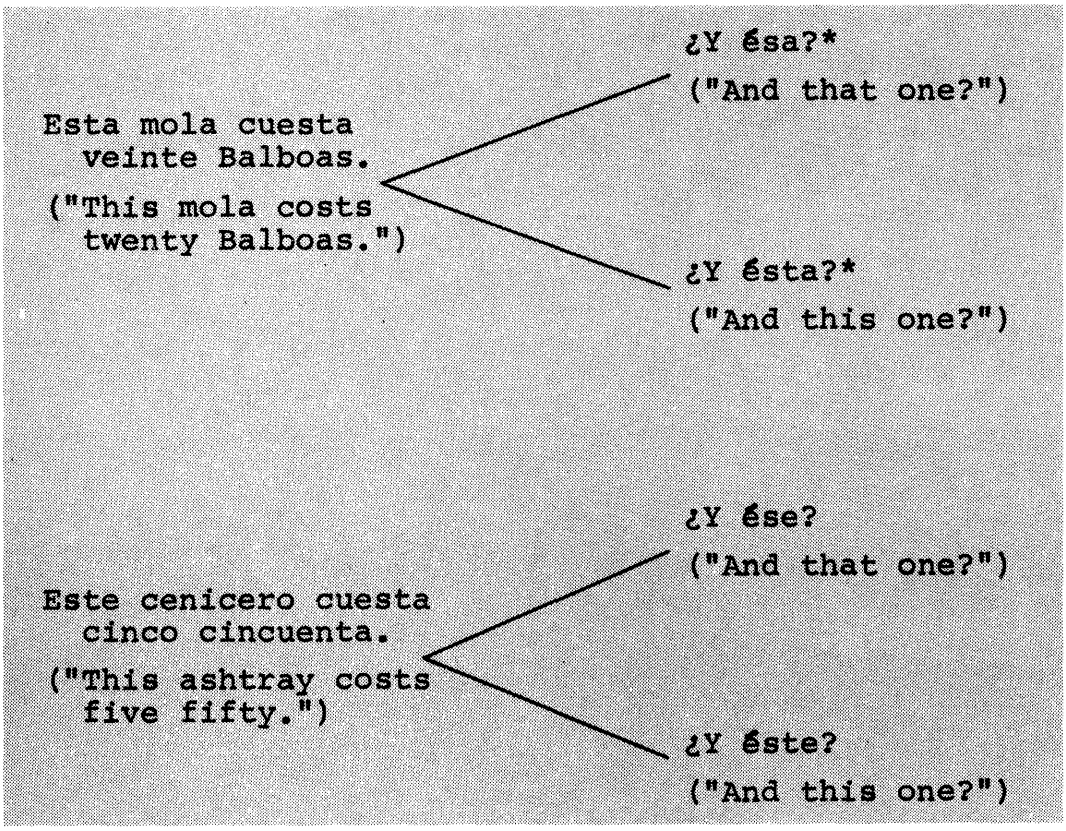

* When ésa, ése, and ésta, éste mean "that one" and "this one," they are written with accent marks. However, they are pronounced the same as when they're used with a noun: esa camisa, ese sombrero, and esta camisa, este sombrero.

¿Cuánto quiere por eso?

¿Cuánto quiere por esto?

Exercise 6.

You hear:	Quince Balboas por ese sombrero.
Say:	¿Por qué tan caro?

Quince Balboas por el sombrero.
Treinta Balboas por esa mola.
Siete cincuenta por este cenicero.
Ocho setenta por ese caracol.
Esta estatua cuesta cuatro Balboas.
La mola cuesta treinta y cinco Balboas.

Exercise 7. Repetition.

El sombrero es muy caro.	The hat is very expensive.
El sombrero es muy fino.	The hat is of very good quality.
La mola es muy cara.	The mola is very expensive.
La mola es muy fina.	The mola is of very good quality.
Ese cenicero es muy caro.	That ashtray is very expensive.
Ese cenicero es muy fino.	That ashtray is of very good quality.
Esa estatua es muy cara.	That statue is very expensive.
Esa estatua es muy fina.	That statue is of very good quality.
Porque este sombrero es muy fino.	Because this hat is of very good quality.
Porque esta mola es muy fina.	Because this mola is of very good quality.



Es hecho a mano.

Exercise 8. Say in English.

Exercise 9.

You hear:	La mola cuesta veinte Balboas, señor. - quince
Say:	¿No me la deja en quince?

	this	these	that	those
la mola	esta mola	estas molas	esa mola	esas molas
el cenicero	este cenicero	estos ceniceros	ese cenicero	esos ceniceros



Exercise 10. Repetition.

¿Cuánto quiere por esa mola?	How much do you want for that mola?
¿Cuánto quiere por esas molas?	How much do you want for those molas?
¿Cuánto quiere por esta estatua?	How much do you want for this statue?
¿Cuánto quiere por estas estatuas?	How much do you want for these statues?
Este cenicero cuesta dos cincuenta.	This ashtray costs two fifty.
Estos ceniceros cuestan cuatro Balboas.	These ashtrays cost four Balboas.
Ese caracol cuesta cinco Balboas.	That conch shell costs five Balboas.
Esos caracoles cuestan ocho Balboas.	Those conch shells cost eight Balboas.
Esta mola es muy fina.	This mola is of very good quality.
Estas molas son muy finas.	These molas are of very good quality.
Ese cenicero es muy caro.	That ashtray is very expensive.
Esos ceniceros son muy caros.	Those ashtrays are very expensive.

Exercise 11.

You hear:	¿Cuánto cuesta esa mola?
Say:	¿Cuánto cuestan esas molas?

OR

You hear:	¿Cuánto cuesta este sombrero?
Say:	¿Cuánto cuestan estos sombreros?

Exercise 12.

You hear:	el cenicero
Say:	¿De qué está hecho?

OR

You hear:	la estatua
Say:	¿De qué está hecha?

Exercise 13. Repetition.

de piedra de jabón	of soapstone
de piedra	of stone
de madera	of wood
de metal	of metal
de cuero	of leather
de algodón	of cotton
de seda	of silk
de plata	of silver
de oro	of gold



Exercise 14. Say in English.

Exercise 15. Say in Spanish:

1. How much do you want for that ashtray? What is it made of?
2. That statue is very expensive. Is it made of silver?
3. How much does that conch shell cost?
4. I want a leather hat.
5. Thirty dollars for that mola? Won't you let me have it for twenty-five?
6. What is this statue made of?

Exercise 16. Conversation for Listening Comprehension.

Listen without looking at your text.

Vendedor: Hola, Jaime. ¿Qué vas a comprar hoy?

Jaime: Quiero una mola para una amiga que vive en Michigan.

Vendedor: Esta es muy fina. ¿Te gusta?

Jaime: Es muy bonita. ¿Cuánto quieres por ella?

Vendedor: Te la dejo en cuarenta Balboas.

Jaime: ¿Por qué tan cara?

Vendedor: Porque es grande y es hecha a mano.

Jaime: Y esa estatua, ¿de qué está hecha?

Vendedor: De madera, y solamente cuesta ocho Balboas.

Jaime: Mira, ¿no me dejas la mola y la estatua en cuarenta y tres?

Vendedor: No, no puedo. Te las dejo en cuarenta y cinco.

Jaime: Está bien.

NOTE: As you have probably figured out by now, in most cases, the familiar form (tú) of the verb is formed by adding an s to the formal form (usted).

(Usted) va. - (Tú) vas.

(Usted) quiere. - (Tú) quieres.

(Usted) deja. - (Tú) dejas.

SELF-EVALUATION QUIZ



SITUATION 1: You are at a plaza where you see an Indian selling beautiful hats and other items. How do you ask, "How much do you want for that hat?"

SITUATION 2: At an Indian souvenir stand, you see some large conch shells that you like. How do you ask the souvenir seller how much those conch shells cost?

SITUATION 3: You asked the price of a statue and are told a price higher than you expected. How do you say, "Why so expensive?"

SITUATION 4: At a souvenir stand you see a picture frame you like but you don't know what it's called in Spanish. How do you say "How much do you want for this?"

SITUATION 5: Having been quoted a price of eight fifty for an ashtray, you want to ask the seller if he won't let you have it for seven dollars. How do you say this?

SITUATION 6: The price the seller has quoted for a mola is, in your opinion, too high. You want to ask for a little discount. How do you say this?

SITUATION 7: You're looking at a statue and you want to find out what it's made out of. How do you ask "What is this statue made out of?"

SITUATION 8: You are quoted a price for a mola when another one catches your eye. Pointing to the second mola, how do you ask the seller, "And that one?"

SITUATIONS 9-11 ARE ON TAPE ONLY.



CONVERSATION

At a department store

Clerk: What would you like, sir?

Bob: I'm looking for a guayabera.

Clerk: For you?

Bob: Yes, for me.

Clerk: What size do you wear?

Bob: Medium, please. I like this blue one. Can I try it on?

Clerk: Of course, sir.

after trying it on

Bob: It doesn't fit me. It's too small.

Clerk: Try this large one on.

shortly afterwards

Bob: This large one fits me. How much does it cost?

Clerk: Fifteen fifty, sir.

Bob: Can I pay with VISA?

Clerk: Yes, sir. Pay at the register, please.

CONVERSACIÓN

En un almacén

Dependiente: ¿Qué desea, caballero?

Bob: Busco una guayabera.

Dependiente: ¿Para usted?

Bob: Sí, para mí.

Dependiente: ¿Qué tamaño usa?

Bob: Medium, por favor. Me gusta ésta de color azul. ¿Puedo probármela?

Dependiente: Por supuesto, señor.

después de probársela

Bob: No me queda bien. Es muy pequeña.

Dependiente: Pruébese ésta large.

poco después

Bob: Esta large me queda bien. ¿Cuánto cuesta?

Dependiente: Quince cincuenta, señor.

Bob: ¿Puedo pagar con VISA?

Dependiente: Sí, señor. Pague en la caja, por favor.

NOTES ON THE CONVERSATION



1. A guayabera is an elaborately embroidered shirt worn outside the trousers. Panamanian men often wear long-sleeved guayaberas on semiformal occasions.

2. The English words "small," "medium" and "large" are used in Panama for certain articles of clothing. More tailored clothes are designated by numbered sizes.

3. Credit cards are generally accepted. Be aware that you may have to pay 5 to 10 percent more for purchases made with credit cards.

EXERCISES

Exercise 1. Repetition.

una guayabera	a guayabera
una camisa	a shirt
una camisa de manga corta	a short-sleeved shirt
una camisa de manga larga	a long-sleeved shirt
una camiseta	a T-shirt
una corbata	a tie
un saco	a sport coat
un par de pantalones	a pair of pants
un par de zapatos*	a pair of shoes
un par de medias	a pair of socks
unas chancletas	some slippers
unos calzoncillos*	some shorts (underwear)

Exercise 2.

You hear: a shirt Say: Busco una camisa.

a shirt
a sport coat
a tie
some slippers
some shorts
a guayabera
a pair of shoes
a pair of socks
a pair of pants
a short-sleeved shirt
a long-sleeved shirt
a T-shirt

* The z in Spanish is pronounced like an s.

Exercise 3. Repetition.

un traje	a dress
un peticote	a slip
un par de medias largas	a pair of stockings
una falda	a skirt
una blusa	a blouse

Exercise 4. Repetition.

Para mí.	For me.
Para mi esposa.	For my wife.
Para mi esposo.	For my husband.
Para mi marido.	For my husband.
Para mi hijo.	For my son.
Para mi hija.	For my daughter.

Exercise 5. Say in Spanish:

1. I'm looking for a tie for my husband.
2. I'm looking for a pair of shoes for my daughter.
3. I'm looking for some slippers for my son, size eight.
4. I'm looking for a blouse for my wife, size twelve.
5. I need a pair of pants.
6. Do you have guyaberas?

esta guayabera ("this guayabera")	Me gusta ésta. (I like this one.")
este saco ("this sport coat")	Me gusta éste. ("I like this one.")
estas guayaberas ("these guayaberas")	Me gustan éstas. ("I like these.")
estos sacos ("these sport coats")	Me gustan éstos. ("I like these.")

Exercise 6.

Me gusta esta corbata. I like this tie.	Me gusta ésta. I like this one.
Me gusta este traje. I like this dress.	Me gusta éste. I like this one.
Me gustan estas blusas. I like these blouses.	Me gustan éstas. I like these.
Me gustan estos zapatos. I like these shoes.	Me gustan éstos. I like these.

Exercise 7.

You hear:	esta blusa
Say:	Me gusta ésta.

OR

You hear:	estas blusas
Say:	Me gustan éstas.

Exercise 8. Repetition.

de color azul	blue
de color amarillo	yellow
de color rojo	red
de color verde	green
de color celeste	light blue
de color rosado	pink
de color chocolate	brown
de color negro	black
de color blanco	white
de color gris	gray

Exercise 9. Repetition.

Me gusta esta camisa de color blanco.	I like this white shirt.
Me gusta ésta de color blanco.	I like this white one.
Me gustan estos zapatos de color negro.	I like these black shoes.
Me gustan éstos de color negro.	I like these black ones.
Me gusta este traje de color rojo.	I like this red dress.
Me gusta éste de color rojo.	I like this red one.
Me gustan estos sacos de color chocolate.	I like these brown sport coats.
Me gustan éstos de color chocolate.	I like these brown ones.

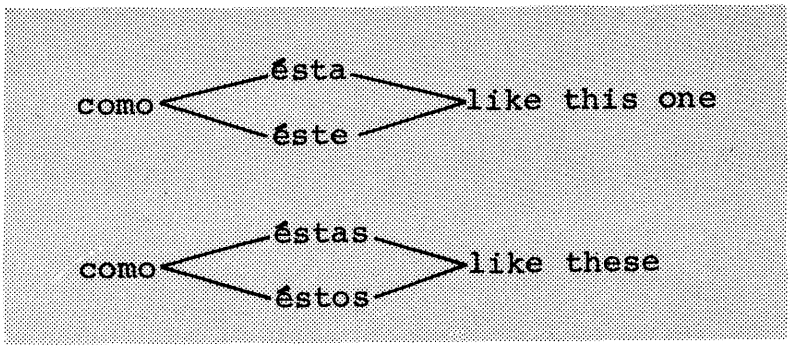

Exercise 10.

You hear:	una camisa - tamaño quince
Say:	Quiero una camisa como ésta, pero tamaño quince.

OR

You hear:	unos pantalones - de color blanco
Say:	Quiero unos pantalones como éstos, pero de color blanco.

un saco - de color azul
unos zapatos - tamaño diez
una guayabera - de color verde
unos pantalones - tamaño treinta y cuatro
unas chancletas - tamaño ocho
una falda - de color amarillo
un sombrero - de color negro
unas medias - tamaño nueve

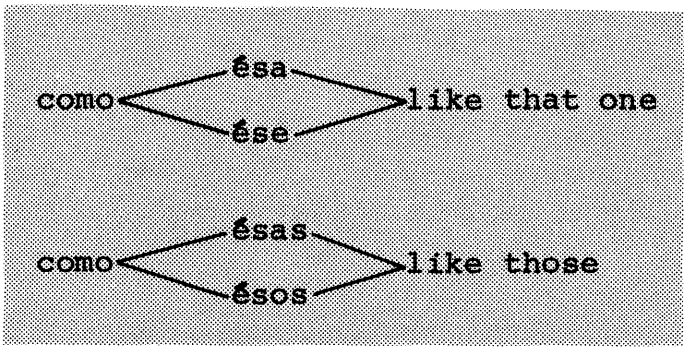

Exercise 11. Repetition.

Quiero una camisa como ésa, pero de manga corta.	I want a shirt like that one, but short-sleeved.
¿Tiene un traje como ése, pero de color azul?	Do you have a dress like that one, but in blue?
Necesito un par de pantalones como ésos, pero de color chocolate.	I need a pair of pants like those, but in brown.
Me gustan esas guayaberas de color celeste; no me gustan ésas de color amarillo.	I like those light blue guayaberas; I don't like those yellow ones.
Me gusta esta camisa de color verde; no me gusta ésa de color gris.	I like this green shirt; I don't like that gray one.
Me gustan mucho estos zapatos; no me gustan ésos de color blanco.	I like these shoes very much; I don't like those white ones.

Exercise 12. Say in Spanish:

1. I want a pair of black pants.
2. I'm looking for a green tie.
3. I like this white guayabera.
4. Do you have a blouse like this one, but in red?
5. I like these shoes very much.
6. I need a short-sleeved shirt, size fifteen.
7. I'm looking for some slippers for my daughter.
8. I like these blue pants, but I don't like those white ones.

Exercise 13. Repetition.

¿Puedo probarme la blusa? Can I try the blouse on?	¿Puedo probármela? Can I try it on?
¿Puedo probarme el traje? Can I try the dress on?	¿Puedo probármelo? Can I try it on?
¿Puedo probarme los zapatos? Can I try the shoes on?	¿Puedo probármelos? Can I try them on?
¿Puedo probarme las guayaberas? Can I try the guayaberas on?	¿Puedo probármelas? Can I try them on?
¿Puedo probarme el saco? Can I try the sport coat on?	¿Puedo probármelo? Can I try it on?
¿Puedo probarme la camisa? Can I try the shirt on?	¿Puedo probármela? Can I try it on?
¿Puedo probarme las faldas? Can I try the skirts on?	¿Puedo probármelas? Can I try them on?
¿Puedo probarme los pantalones? Can I try the pants on?	¿Puedo probármelos? Can I try them on?

Exercise 14.

You hear:	la camisa
Say:	¿Puedo probármela?

OR

You hear:	las camisas
Say:	¿Puedo probármelas?

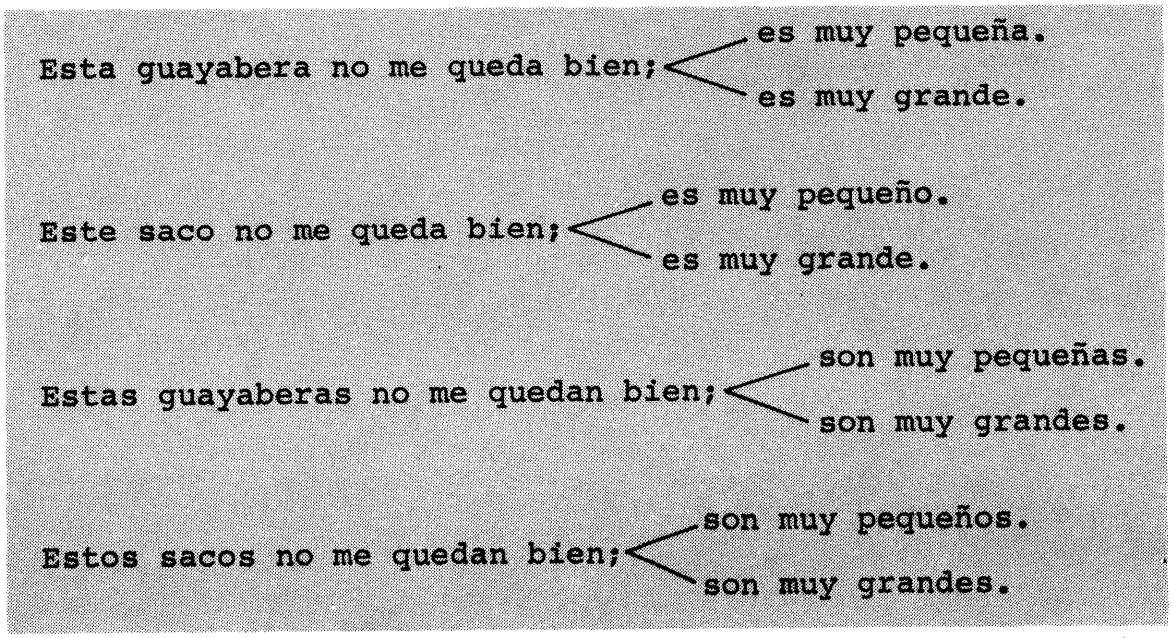

Exercise 15. Repetition.

Esta camisa de color azul no me queda bien; es muy pequeña.	This blue shirt doesn't fit me; it's too small.
Este saco no me queda bien; es muy pequeño.	This sport coat doesn't fit me; it's too small.
La guayabera no me queda bien; es muy grande.	The guayabera doesn't fit me; it's too big.
El sombrero no me queda bien; es muy grande.	The hat doesn't fit me; it's too big.
Estos zapatos no me quedan bien; son muy pequeños.	These shoes don't fit me; they are too small.
Esta falda me queda muy bien.	This skirt fits me very well.
Los pantalones de color verde no me quedan bien; son muy grandes.	The green pants don't fit me; they are too big.
La blusa de color rojo no me queda bien; es muy grande.	The red blouse doesn't fit me; it's too big.
Este saco de color gris me queda bien, pero ése es muy pequeño.	This gray sport coat fits me but that one is too small.
Estos pantalones de color celeste me quedan bien, pero ésos son muy grandes.	These light blue pants fit me, but those are too big.

Exercise 16. Say in Spanish:

1. This brown sport coat fits me.
2. Those black shoes don't fit me; they're too big.
3. These white pants fit me very well.
4. The guayabera doesn't fit me; it's too small.
5. That gray hat doesn't fit me; it's too big.
6. This green shirt doesn't fit me; it's too small.
7. The blouse doesn't fit me; it's too big.
8. I like these shoes, but they're too small.
9. How much does that long-sleeved guayabera cost? Can I try it on?

Exercise 17. Conversation for Listening Comprehension.

Listen without looking at your text.



Dependiente: ¿Qué tal, Rafael. ¿Qué necesitas hoy?

Rafael: Busco unos pantalones.

Dependiente: ¿Para ti?

Rafael: No, para mi hijo.

Dependiente: ¿Qué tamaño usa tu hijo?

Rafael: Creo que usa tamaño ocho.

Dependiente: ¿Te gustan éstos de color amarillo? También tengo de color azul.

Rafael: Me gustan mucho ésos de color amarillo, pero creo que son un poco grandes. ¿Tienes tamaño siete?

Dependiente: Sí, cómo no. Aquí tienes.

Rafael: Estos están muy bien. ¿Cuánto cuestan?

Dependiente: Nueve cuarenta.

Rafael: OK. Aceptas VISA, ¿verdad?

Dependiente: Sí, hombre. Paga en la caja.

NOTE: ¿Qué tal? "How are you?;" "Hi."

¿Para ti? "For yourself?" (Familiar). Compare with the formal ¿Para usted?

Aceptas VISA, ¿verdad? "You accept VISA, right?"

SELF-EVALUATION QUIZ



SITUATION 1: You are in a department store and want to tell the clerk you need a long-sleeved shirt. How do you say this?

SITUATION 2: Tell the department store clerk you're looking for a pair of pants for your son.

SITUATION 3: You are looking at some guayaberas. How do you say, "I like this green one?"

SITUATION 4: You see a pair of shoes that you like. How do you ask the clerk if you can try them on?

SITUATION 5: You tried on a sport coat, but it's too big. Tell the clerk that it doesn't fit; it's too big.

SITUATION 6: You've tried on a pair of pants, size thirty-one, but they're too small. Ask the clerk, "Do you have a pair of pants like these but in size thirty-two?"

SITUATION 7: You've tried on a red shirt that fits you just right. Tell the clerk, "This red one fits me very well."

SITUATION 8: You want to buy two pairs of socks. Ask the clerk, "How much do they cost?"

SITUATION 9: You are at the cash register with your purchases and want to know if you can pay with your MasterCard. How do you ask the clerk?

SITUATIONS 10-12 ARE ON TAPE ONLY.

GLOSSARY

A

¿A cómo está? ¿A cómo están?	How much is...? How much are...?
aguacate (el)	avocado
algodón (el)	cotton

B

blusa (la)	blouse
busco	I'm looking for

C

caballero (el)	sir, gentleman
caja (la)	cash register
calzoncillos (los)	shorts, underwear
camarones (los)	shrimp
camisa (la)	shirt
camiseta (la)	T-shirt
caracol (el)	conch, conch shell
carne (la) carne de puerco molida (la) carne molida (la)	meat ground pork ground beef
cazón (el)	**shark**
cebolla (la)	onion
cenicero (el)	ashtray
centavo (el)	cent
ceviche (el)	ceviche
como	like
comprar	to buy

corbata (la)	tie
corto[a]	short (length of an item)
corvina (la)	corvina
costillón	chuck roast

¿Cuánto?
  ¿Cuánto cuesta?
  ¿Cuánto cuestan?
  ¿Cuánto quiere por...?
	How much?
	  How much does it cost?
	  How much do they cost?
	  How much do you want for...?

cuero (el)	leather

CH*

chancletas (las)	slippers
chuletas (las)	pork chops

D

de color
  de color amarillo
  de color azul
  de color blanco
  de color celeste
  de color chocolate
  de color gris
  de color negro
  de color rojo
  de color rosado
  de color verde
	of [a certain] color
	  yellow
	  blue
	  white
	  light blue
	  brown
	  gray
	  black
	  red
	  pink
	  green

De nada.	You're welcome.
¿De qué está hecho[a]?	What is it made out of?
Deme.	Give me. (command, sing.)
¿Desea?	Would you (sing.) like...?

*The "ch" is considered a separate letter in the Spanish alphabet.

E

Está bien.	OK. It's fine. Fine.
estatua (la)	statue

F

falda (la)	skirt
fino[a]	of good quality
fruta (la)	fruit

G

gallina (la)	chicken, hen
grande	big, large
guayaba (la)	guava
guayabera (la)	guayabera

H

hecho[a] a mano	handmade

J

jabón (el)	soap

L

langosta (la)	lobster
langostinos (los)	prawns
largo[a]	long
lechuga (la)	lettuce
libra (la)	pound
libra y media	a pound and a half
lomo redondo (el)	round roast

LL*

llegar	to arrive
llenar	to fill (up)

M

madera (la)	wood
manga (la) de manga corta de manga larga	sleeve short sleeved long sleeved
mango (el)	mango
Me queda bien.	It fits me.
medias (las)	socks
medias largas (las)	stockings
metal (el)	metal
mí	me, myself
mola (la)	mola

N

naranja (la)	orange
necesitar	to need
¿No me hace una rebajita?	Won't you give me a [little] discount?
¿No me lo [la] deja en... (followed by amount)?	Won't you let me have it for... (followed by amount)?

O

oro (el)	gold

*The "ll" is considered a separate letter in the Spanish alphabet.

P

Pague.	Pay. (command, sing.)
pantalones (los)	pants
papa (la)	potato
papaya (la)	papaya
par (el)	pair
para para mí	for for me
pargo (el)	red snapper
pequeño [a]	small
pescado (el)	fish
peticote (el)	slip
piedra (la)	stone
piedra de jabón (la)	soapstone
piña (la)	pineapple
plata (la)	silver
pollo (el)	chicken
por	for, in exchange for
por él, ella	for it, in exchange for it
¿Por qué? ¿Por qué tan caro?	Why? Why so expensive?
por supuesto	of course, sure, by all means
porque	because
pruébese	try on (command, sing.)
¿Puedo? ¿Puedo probarme...? ¿Puedo probármelo[la]?	Can I? Can I try on...? Can I try it on?

Q

¿Qué?	What?
¿Qué desea?	What would you like?
¿Qué es eso?	What is that?
¿Qué es esto?	What is this?
¿Qué otra cosita?	What else? Anything else?

R

repollo (el)	cabbage

S

saco (el)	sport coat
salir	to leave
Se lo [la] dejo en (followed by amount).	I'll let you have it for (followed by amount).
seda (la)	silk
seguir	to continue, keep going
sombrero (el)	hat

T

tomaño (el)	size
tan caro[a]	so expensive
tomate (el)	tomato
trabajar	to work
traer	to bring
traje (el)	dress

U

unos, unas	some
usa	you (sing.) wear

V

ver	to see
vivir	to live
voy a	I'm going to

Z

zanahoria (la)	carrot
zapatos (los)	shoes

Números (Numbers) 61-100

sesenta y uno	61	setenta	70
sesenta y dos	62	setenta y uno	71
sesenta y tres	63	setenta y dos	72
sesenta y cuatro	64	setenta y tres	73
sesenta y cinco	65	setenta y cuatro	74
sesenta y seis	66	setenta y cinco	75
sesenta y siete	67	setenta y seis	76
sesenta y ocho	68	setenta y siete	77
sesenta y nueve	69	setenta y ocho	78
		setenta y nueve	79
ochenta	80	noventa	90
ochenta y uno	81	noventa y uno	91
ochenta y dos	82	noventa y dos	92
ochenta y tres	83	noventa y tres	93
ochenta y cuatro	84	noventa y cuatro	94
ochenta y cinco	85	noventa y cinco	95
ochenta y seis	86	noventa y seis	96
ochenta y siete	87	noventa y siete	97
ochenta y ocho	88	noventa y ocho	98
ochenta y nueve	89	noventa y nueve	99

cien 100

Adjetivos y pronombres demostrativos

Demonstrative adjectives and pronouns

	this	these	that	those
la estatua (the statue)	esta estatua	estas estatuas	esa estatua	esas estatuas
el cenicero (the ashtray)	este cenicero	estos ceniceros	ese cenicero	esos ceniceros

	this one	these	that one	those
la estatua	ésta	éstas	ésa	ésas
el cenicero	éste	éstos	ése	ésos

this	that
esto*	eso*

*Stand for unknowns: ¿Qué es esto? - What is this?
¿Qué es eso? - What is that?

El verbo gustar	The verb "to like"
I like....	(one item) Me gusta.... (more than one item) Me gustan....
We like....	(one item) Nos gusta.... (more than one item) Nos gustan....
Do you [sing.] like...?	(one item) ¿Le gusta....? (more than one item) ¿Le gustan....?
Do you [pl.] like...?	(one item) ¿Les gusta....? (more than one item) ¿Les gustan....?

Dirk van der Made - GNU Free Documentation License

Traditional coffee drying at the Alto Boquete plant of Cafe Ruiz, Boquete, Panamá

Module IV AT THE RESTAURANT

nicole tarazona - Creative Commons Attribution 2.0 Generic

The Republic of Panama is famous for its international cuisine as well as for its native specialties.

OBJECTIVES

At the end of this module you will be able to perform the following tasks in Spanish:

UNIT 1

1. Make reservations in a restaurant.
2. Ask for a table for your group.
3. Ask for the menu.
4. Understand when the waiter asks to take your order for drinks and appetizers.
5. Order drinks and seafood cocktails.

UNIT 2

6. Understand when the waiter asks what you want to order.
7. Ask what certain dishes are made of and understand the answers.
8. Order a meal in a restaurant.

nicotiine - Creative Commons Attribution 2.0 Generic

RESTAURANTE
Balboa

Menú

Pescados y Mariscos

Corvina a la parrilla	3.10
Corvina apanada	3.10
Corvina a la francesa	3.00
Corvina en blanco	3.40
Corvina a la mantequilla	3.40
Corvina a la pizzaiola	4.00
Langostinos a la parrilla	5.10
Langostinos en mantequilla	5.10
Langostinos apanados	4.40
Langostinos al ajillo	5.10
Ensalada de langostinos	4.00
Langosta a la parrilla	5.75
Langosta en mantequilla	5.75
Ensalada de langosta	4.75
Langosta al tomate	5.50
Langosta a la Termidor	6.25
Langosta al coñac	6.00

Platos Típicos Italianos

Lasaña	2.40
Spaghetti al dente con tomates	2.40
Spaghetti con albóndigas	2.30
Spaghetti con lomo	2.50
Spaghetti con pollo	2.50
Fettuccini con tomates	2.25
Fettuccini con lomo	2.50
Fettuccini con pollo	2.75
Fettuccini a la Boloñesa	2.30
Fettuccini con mantequilla	2.50
Fettuccini al Alfredo	2.75
Ravioli con salsa	2.25
Ravioli con albondigas	2.40
Ravioli con lomo	2.75
Ravioli con pollo	3.00
Ravioli con puerco	3.25
Ravioli con crema	3.25
Orden pan de ajo	0.90

Sopa de la casa	0.95
Seviche de corvina	1.60
Cocktail de langostinos	2.50
Cocktail de langosta	3.00
Antipasto Italiano	3.00

Pollo

½ Pollo apanado	2.75
½ Pollo cocido	2.75
½ Pollo en canasta	3.00
Ensalada de pollo	2.75
Pollo a la parrilla	3.25

Carnes Varias

Filete a la parrilla	4.25
Filete al palito	4.25
Filete apanado	4.25
Sizling-steak (filete)	4.40
Filete a la pizzaiola	4.70
Filete a la parmesana	4.70
Filete migñon	4.70
Escalopes de filete	4.40
Filete a caballo	4.75
Churrasco a la parrilla	2.75
Churrasco a caballo	3.25
Churrasco al palito	2.75
Milanesa de cinta	2.75
Milanesa a caballo	3.10
Bistec de cinta a la pizzaiola	3.10
Bistec de cinta a la parmesana	3.10
Bistec de cinta con cebolla	2.50
Bistec de cinta picado	2.50
Carne asada	2.50
Lomo asado	2.50
Hamburger-steak con cebolla	1.75
Hamburger-steak a caballo	2.20
Tortilla española	2.00
Chuletas a la parrilla	2.75
Chuletas apanadas	2.75
Pernil asado al horno	4.00

El toque fino de su mesa:
Vino Lancers

CONVERSATION

Ordering Drinks

Waiter: Good evening.

Bob: Good evening. A table for two [persons].

Waiter: This way.

Bob: The menu, please.

Waiter: Sure. Just a second.

shortly afterwards

Waiter: Here's the menu. Are you going to have something to drink?

Bob: Bring me a cuba libre.

Waiter: And you, ma'am?

Gloria: I'm not going to drink anything.

Waiter: What would you like to eat first?

Gloria: I'd like a corvina ceviche.

Bob: And I, a prawn cocktail.

CONVERSACIÓN

Pidiendo las Bebidas

Camarero: Buenas noches.

Bob: Buenas noches. Una mesa para dos personas.

Camarero: Por aquí, señores.

Bob: El menú, por favor.

Camarero: Sí, cómo no. En un momentito.

poco después

Camarero: Aquí tienen el menú. ¿Van a tomar algo, señores?

Bob: Tráigame un cuba libre.

Camarero: ¿Y usted, señora?

Gloria: Yo no voy a tomar nada.

Camarero: ¿Qué desean comer primero?

Gloria: Yo quiero un ceviche de corvina.

Bob: Y yo, un coctel de langostinos.

NOTES ON THE CONVERSATION



1. Be patient in Panamanian restaurants. You may have to wait longer than in restaurants in the United States.

2. The literal translation of señores is "gentlemen." This polite form of address is used even when a woman is included. It is roughly equivalent to, "sir, ma'am."

3. Tráigame.... "Bring me...."

4. Yo no voy a tomar nada. Literally, "I'm not going to drink nothing." Although incorrect in English, the double negative is common and correct in Spanish.

5. As you remember, ceviche is an appetizer made of marinated raw fish.

6. Coctel is also spelled cocktail.

7. The word for "restroom" is servicio. "Where is the restroom?" is ¿Dónde queda el servicio?

EXERCISES

Exercise 1.

You hear:	two
Say:	Quiero reservar una mesa para dos personas.

Exercise 2.

You hear:	¿Para qué hora? - seven
Say:	Para las siete.

six

five-thirty

eight

seven-thirty

seven

Exercise 3. Repetition.

Para esta noche a las nueve.	For tonight at nine.
Para esta tarde a las tres.	For this afternoon at three.
Para este viernes por la noche a las ocho.	For this Friday evening at eight.
Para hoy a las dos y media.	For today at two-thirty.
Para mañana a la una.	For tomorrow at one.
Para este martes a las doce y media.	For this Tuesday at twelve-thirty.

Exercise 4. Say in Spanish:

1. For tomorrow at four.
2. For tonight at eight.
3. For this evening at six-thirty.
4. For Wednesday afternoon at one-thirty.
5. I want to reserve a table for two.
6. I want to reserve a table for this Thursday at two.

Su nombre, por favor. - Your name, please.

Exercise 5. Repetition.

un cuba libre*	a cuba libre
un ron y coca cola	a rum and coke
un whiskey** en las rocas	a scotch on the rocks
un whiskey con soda	a scotch and soda
un whiskey sin hielo	a scotch without ice; "straight")
un whiskey con agua	a scotch and water
un daiquirí frozen	a frozen daiquiri
un daiquirí	a daiquiri
una piña colada	a piña colada
un seco***	a type of white rum
un seco con leche	a type of white rum with milk
una cerveza	a beer

*cuba libre: rum, coke and a lemon wedge.

**whiskey: If you order whiskey, you'll get scotch.

***seco: A very popular drink in Panama. It is also mixed with milk.

Exercise 6.

You hear:	¿Va a tomar algo? - a scotch on the rocks
Say:	Tráigame un whiskey en las rocas.

OR

You hear:	¿Van a tomar algo? - a scotch on the rocks and a beer
Say:	Tráiganos un whiskey en las rocas y una cerveza.

a scotch on the rocks

a scotch and soda and a daiquiri

a scotch straight

a frozen daiquiri and a beer

a scotch and water

a cuba libre and a piña colada

a beer

Exercise 7. Repetition.

No voy a tomar nada.	I'm not going to drink anything.
No vamos a tomar nada.	We're not going to drink anything.
No voy a comer nada.	I'm not going to eat anything.
No vamos a comer nada.	We're not going to eat anything.
El sargento no va a tomar nada.	The sergeant is not going to drink anything.
Mi esposa no va a comprar nada.	My wife is not going to buy anything.
No vamos a comprar nada.	We're not going to buy anything.
No voy a traer nada.	I'm not going to bring anything.
No vamos a traer nada.	We're not going to bring anything.
No voy a necesitar nada.	I'm not going to need anything.
No vamos a necesitar nada.	We're not going to need anything.

Dozenist - Creative Commons Attribution ShareAlike 2.0

Exercise 8. Say in English.

Exercise 9.

You hear:	¿Va a tomar algo?
Say:	No, no voy a tomar nada.

OR

You hear:	¿Van a tomar algo?
Say:	No, no vamos a tomar nada.

Exercise 10. Repetition.

El teniente no va a tomar nada.	The lieutenant is not going to drink anything.
El no va a tomar nada.	He is not going to drink anything.
La señora de Pérez no va a comprar nada.	Mrs. Pérez is not going to buy anything.
Ella no va a comprar nada.	She is not going to buy anything.
Mi esposa no va a comer nada.	My wife is not going to eat anything.
Ella no va a comer nada.	She is not going to eat anything.
Mi hijo no va a tomar nada.	My son is not going to drink anything.
El no va a tomar nada.	He is not going to drink anything.

Exercise 11.

You hear:	¿Y su esposa?
Say:	Ella no va a tomar nada.

Exercise 12.

You hear:	El sargento no va a tomar nada.
Say:	El no va a tomar nada.

OR

You hear:	La señora de Pérez no va a comer nada.
Say:	Ella no va a comer nada.

Exercise 13. Say in Spanish:

1. My friend is not going to drink anything.
2. My son is not going to eat anything.
3. She's not going to bring anything.
4. My wife is not going to buy anything.
5. The lieutenant is not going to eat anything.
6. I'm not going to need anything.
7. He is not going to need anything.

NOTE: Desayunar, "to breakfast"; almorzar, "to lunch"; cenar, "to dine."

Exercise 14. Repetition.

¿Qué desean tomar?	What would you [plural] like to drink?
¿Qué desean comer?	What would you [plural] like to eat?
¿Qué desean desayunar?	What would you [plural] like to have for breakfast?
¿Qué desea almorzar?	What would you [singular] like to have for lunch?
¿Qué desea cenar?	What would you [singular] like to have for dinner?

Exercise 15. Say in Spanish:

1. I want to reserve a table for two [persons].
2. For tonight at eight.
3. Bring us a beer and a daiquiri.
4. We're not going to need anything.
5. He's not going to eat anything.
6. Bring me a scotch on the rocks.
7. I want a piña colada.
8. I don't want anything.
9. She's not going to drink anything.

Exercise 16. Conversation for Listening Comprehension.

Listen without looking at your text.

Camarera: Restaurante El Dorado, buenas tardes.

Teresa: ¿Qué tal, María? Hablas con Teresa.

Camarera: ¡Ah, sí, Teresa! ¿Cómo estás?

Teresa: Ahí, pasándola. Mira, ¿me puedes reservar una mesa para este sábado a las ocho?

Camarera: Sí, con mucho gusto. ¿Para cuántas personas?

Teresa: Para seis personas - mi esposo y yo, y cuatro amigos.

Camarera: OK. Te veo el sábado.

NOTE: Hablas con Teresa: "This is Teresa." Literally, "You are speaking with Teresa."
¿Cuántas? "How many?"

SELF-EVALUATION QUIZ



SITUATION 1: Suppose that you and your wife want to go to dinner with another couple, and you have to make reservations by phone. Tell the restaurant employee you want to reserve a table for four persons.

SITUATION 2: While making a reservation, you want to be specific. Tell the employee at the restaurant, "For today at one."

SITUATION 3: You're at the table at a restaurant and want to see the menu. How would you say, "The menu, please?"

SITUATION 4: Assume you and your wife are in a restaurant and want a drink before dinner. Speaking for both you and your wife, tell the waiter to bring you a beer and a scotch and soda.

SITUATION 5: You and some friends are at a restaurant for dinner. When the waiter is taking the drink order, you want to tell him that your wife is not going to drink anything. How do you say this to the waiter?

SITUATION 6: The waiter wants to know what your son wants to eat. Tell him that he is not going to eat anything.

SITUATION 7: Before your main course, you want a shrimp ceviche. How would you ask for that?

SITUATIONS 8-13 ARE ON TAPE ONLY.

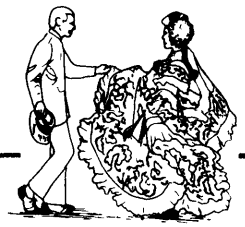

CONVERSATION

Ordering the meal

Waiter: What are you going to order?

Gloria: For me, avocado and shrimp salad and grilled corvina.

Waiter: And you, sir?

Bob: What's the soup of the day?

Waiter: Today we have sancocho.

Bob: What's that?

Waiter: It's chicken soup with yucca, green plantain and a lot of spices. It's delicious.

Bob: OK. Give me sancocho and lobster in butter.

Waiter: And to drink?

Bob: Bring us a bottle of white wine. - Lancers, please.

a little later

Waiter: Are you going to want dessert?

Gloria: Yes, give me chocolate cake with vanilla ice cream.

Bob: I don't want dessert. Just bring me a cup of coffee and the check, please.

CONVERSACIÓN

Pidiendo la comida

Camarero: ¿Qué van a pedir, señores?

Gloria: Para mí, ensalada de aguacate con camarones y corvina a la parrilla.

Camarero: ¿Y usted, señor?

Bob: ¿Cuál es la sopa de la casa?

Camarero: Hoy tenemos sancocho.

Bob: ¿Qué es eso?

Camarero: Es una sopa de pollo con yuca, plátano verde y muchas especias. Es deliciosa.

Bob: Está bien. Deme sancocho y langosta en mantequilla.

Camarero: ¿Y de tomar, señores?

Bob: Tráiganos una botella de vino blanco. - Lancers, por favor.

un poco después

Camarero: ¿Van a querer postre?

Gloria: Sí, deme cake de chocolate con helado de vainilla.

Bob: Yo no quiero postre. Solamente tráigame una taza de café y la cuenta, por favor.



NOTES ON THE CONVERSATION



1. ¿Cuál es la sopa de la casa? Literally, "Which is the soup of the house?"

2. Plátano is a variety of large banana. It is cooked and used in many Panamanian dishes.

3. It is customary to tip ten to twenty percent in the more expensive Panamanian restaurants. The standard for moderate-priced restaurants is ten percent.

Dozenist - Creative Commons Attribution ShareAlike 2.5

Plantains frying in a pan

EXERCISES

Exercise 1. Say in English.

Exercise 2. Repetition.

ensalada de papas	potato salad
ensalada de coditos	macaroni salad
ensalada de langosta	lobster salad
ensalada de pollo	chicken salad
ensalada de lechuga y tomate	lettuce and tomato salad
ensalada de aguacate con camarones	avocado and shrimp salad

Exercise 3. Say in Spanish:

1. For me, potato salad.
2. Bring me lobster salad.
3. Give me an avocado and shrimp salad.
4. I want lettuce and tomato salad.
5. Bring me a chicken salad.

Exercise 4. Repetition.

corvina a la parrilla	grilled corvina
ropa vieja	shredded meat
bacalao con papas	codfish cooked with potatoes
arroz con pollo	chicken and rice
chuletas	pork chops
gallo pinto	rice with red beans
guisado de yuca y plátano	yucca and plantain stew
bistec	steak
huevos fritos	fried eggs
huevos revueltos	scrambled eggs
huevos volteados	eggs, over easy
huevos duros	hard-boiled eggs
papas fritas	french fries
tocino	bacon
chorizo	sausage
pan	bread
tortillas	tortillas

Exercise 5. Say in Spanish:

1. Give me chicken and rice.
2. I want pork chops.
3. Bring me gallo pinto.
4. For me, grilled corvina.
5. Give us scrambled eggs with bacon.
6. For my wife, steak and french fries.
7. Bring us shredded meat and bread.

bien crudo	**rare**
casi crudo	**medium rare**
bien cocido	**well done**

Exercise 6. Repetition.

¿Cuál es la sopa de la casa?	What's the soup of the day?
¿Cuál es la especialidad de este restaurante?	What's the specialty of this restaurant?
¿Cuál es el plato del día?	What's the special of the day?

Exercise 7. Repetition.

¿Qué tal está la sopa? How is the soup?	Está deliciosa. It is delicious.
¿Qué tal está la corvina? How is the corvina?	Está muy buena. It is very good.
¿Qué tal está el arros con pollo? How is the chicken and rice?	Está muy bueno. It is very good.
¿Qué tal está la ropa vieja? How is the ropa vieja?	Está deliciosa. It is delicious.
¿Qué tal están los camarones? How are the shrimp?	Están deliciosos. They are delicious.
¿Qué tal están las chuletas? How are the pork chops?	Están muy buenas. They are very good.
¿Qué tal están las langostas? How are the lobsters?	Están deliciosas. They are delicious.
¿Qué tal están los langostinos? How are the prawns?	Están muy buenos. They are very good.

Exercise 8.

You hear:	¿Qué tal está la sopa? - very good
Say:	Está muy buena.

Exercise 9. Repetition.

Tráiganos una botella de vino blanco.	Bring us a bottle of white wine.
Tráigame una botella de vino tinto.	Bring me a bottle of red wine.
Deme una botella de vino rosado.	Give me a bottle of rosé wine.
Denos dos botellas de cerveza Panamá.	Give us two bottles of Panama beer.

Exercise 10. Say in Spanish:

1. Bring me a bottle of wine, please.
2. I want a bottle of red wine.
3. Give me a bottle of white wine, please.
4. Give us a bottle of rosé wine.
5. Bring us two bottles of beer, please.

Exercise 11. Repetition.

Quiero cake de chocolate.	I want chocolate cake.
Para mí, helado de vainilla.	For me, vanilla ice cream.
Tráigame cake de limón.	Bring me lemon cake.
Deme cake de guineo.	Give me banana cake.
Quiero helado de fresa.	I want strawberry ice cream.
Para mi hijo, helado de coco.	For my son, coconut ice cream.
Denos helado de piña.	Give us pineapple ice cream.

Exercise 12.

You hear:	chocolate cake
Say:	Quiero cake de chocolate.

OR

You hear:	vanilla ice cream
Say:	Quiero helado de vainilla.

Exercise 13. Repetition.

Tráigame una taza de café.	Bring me a cup of coffee.
Tráiganos dos tazas de té.	Bring us two cups of tea.
Para mi hijo, un vaso de té helado.	For my son, a glass of iced tea.
Deme una taza de chocolate.	Give me a cup of chocolate.
Quiero un vaso de leche.	I want a glass of milk.
Para mí, un vaso de agua.	For me, a glass of water.
Denos dos copas de vino blanco.	Give us two glasses of white wine.



Dirk van der Made - GNU Free Documentation License

Panamá City viewed from Cerro Ancón

Exercise 14. Say in Spanish:

1. Bring me a cup of coffee.
2. Give me a glass of water.
3. For me, a glass of rosé wine.
4. Give us two cups of tea.
5. For my son, a cup of chocolate.

Exercise 15. Conversation for Listening Comprehension.

Listen without looking at your text.

Camarera: Buenas tardes, Pedro. ¿Cómo estás?

Pedro: Estoy bien. ¿Y tú, María?

Camarera: Muy bien. Aquí tienes el menú. ¿Quieres algo de tomar?

Pedro: Sí, dame una cerveza Panamá, por favor.

Camarera: ¿Qué vas a pedir, Pedro?

Pedro: Mira, ¿qué tal está hoy el pargo?

Camarera: Está delicioso.

Pedro: ¡Ah! Entonces tráeme pargo a la parrilla con papas fritas y ensalada de lechuga y tomate.

Camarera: ¿Otra cerveza, Pedro?

Pedro: Sí, dame otra, por favor.

Camarera: OK.

Pedro: ¿Qué tienen de postre?

Camarera: Tenemos helado de coco, de vainilla y de chocolate, y también tenemos cake de limón.

Pedro: Bueno, tráeme cake de limón con helado de vainilla.

Camarera: ¡Cómo no! ¿Quieres café?

Pedro: Sí, y tráeme la cuenta, por favor.

Camarera: OK.

NOTE:

Mira:	Literally, "Look."
Tráeme:	"Bring me."
Otra cerveza:	"Another beer."
Dame otra:	Give me another one."

SELF-EVALUATION QUIZ



SITUATION 1: Before ordering at a restaurant, you'd like to know what the special of the day is. How do you ask the waiter this?

SITUATION 2. The waiter is ready to take your order. Tell him that you want the soup of the day, macaroni salad and grilled corvina.

SITUATION 3: You asked the waiter what the specialty of the restaurant is and he tells you it is gallo pinto. If you don't know what gallo pinto is, how do you ask the waiter "What's that?"

SITUATION 4: Tell the waiter to please bring you and your spouse a bottle of red wine.

SITUATION 5: Tell the waiter that you want your steak well done.

SITUATION 6: You're eating pork chops, which are delicious. The waitress comes to your table to see if everything is OK. How do you tell her the pork chops are delicious?

SITUATION 7: Tell the waiter to give you banana cake with pineapple ice cream.

SITUATION 8: While you are giving your order to the waiter, your son says he's thirsty. How do you tell the waiter, "And a glass of water for my son, please?"

SITUATION 9: You have finished eating. Tell the waiter to please bring you the check.

SITUATIONS 10-14 ARE ON TAPE ONLY.

GLOSSARY

A

a la parrilla	grilled
algo	something, anything
almorzar	to lunch, eat lunch, have for lunch
arroz (el) arroz con pollo (el)	rice chicken and rice

B

bacalao (el) bacalao con papas (el)	codfish codfish with potatoes
bien cocido[a] bien crudo[a]	well done rare
bistec (el)	steak
botella (la)	bottle

C

café (el)	coffee
cake (el)	cake
casi crudo[a]	medium rare
cenar	to dine, eat dinner, have for dinner
cerveza (la)	beer
cocktail (el)	cocktail
coco (el)	coconut
coctel (el)	cocktail
coditos (los)	macaroni
comer	to eat

copa de vino (la)	glass of wine
¿Cuál es...?	What is...?
cuba libre (el)	cuba libre
cuenta (la)	bill, check

CH

chocolate (el)	chocolate
chorizo (el)	sausage

D

daiquirí (el) daiquirí frozen (el)	daiquiri frozen daiquiri
delicioso[a]	delicious
Denos.	Give us. (command, sing.)
desayunar	to breakfast, eat breakfast, have for breakfast

E

él	he, him
ella	she, her
en las rocas	on the rocks, with ice
En un momentito.	Just a second.
ensalada (la)	salad
especialidad (la)	specialty
especias (las)	spices

F

fresa (la)	strawberry

G

gallo pinto (el)	rice with red beans

guineo (el)	banana
guisado (el)	stew

H

helado (el)	ice cream
hielo (el)	ice
huevo (el)	egg
huevo duro (el)	hard-boiled egg
huevo frito (el)	fried egg
huevo revuelto (el)	scrambled egg
huevo volteado (el)	egg, over easy

L

leche (la)	milk
limón (el)	lemon

M

mantequilla (la)	butter
menú (el)	menu
mesa (la)	table

N

nada	nothing
no...nada	not...anything
noche (la)	night, evening
nombre (el)	name

P

pan (el)	bread
papas fritas (las)	french fries
¿Para cuándo?	For when?
¿Para qué hora?	For what time?

pedir	to order
persona (la)	person
piña colada (la)	piña colada
plátano (el)	plantain
plato del día (el)	special of the day
primero	first, to begin with
por aquí	this way
postre (el)	dessert

Q

¿Qué tal está...?	How is...?
querer	to want

R

reservar	to reserve
restaurante (el)	restaurant
ron (el)	rum
ropa vieja (la)	shredded meat

S

sancocho (el)	chicken soup with vegetables and spices
seco (el) seco con leche (el)	a type of white rum a type of white rum with milk
señores	gentlemen, sirs
servicio (el)	restroom
sin sin hielo	without straight, without ice

soda (la)	soda
sopa (la)	soup
sopa de la casa (la)	soup of the day
su	your (sing.)

T

taza (la)	cup
té (el) té helado (el)	tea iced tea
tocino (el)	bacon
tomar	to drink
tortilla (la)	tortilla
tráigame [nos]	bring me [us] (command, sing.)

V

va a	you (sing.) are going to; he, she, it is going to
vaso (el)	glass
vino (el) vino blanco (el) vino rosado (el) vino tinto (el)	wine white wine rosé wine red wine

W*

whiskey (el)	scotch

Y

yuca (la)	yucca

*"W" is not a letter in the Spanish alphabet. Words with this letter are acquired from other languages.

Module I, Unit 1

Exercise 10

1.	[Yo] soy el sargento Wilson.	I am Sergeant Wilson.
2.	Mi teniente, le presento a mi esposa Ellen.	Lieutenant, may I introduce my wife Ellen to you?
3.	Mi mayor, le presento a Pedro.	Major, may I introduce Pedro to you?")
4.	Señor Amaya, le presento a la señora de López.	Mr. Amaya, may I introduce Mrs. Lopez to you?
5.	Mi capitán, le presento al señor Torres.	Captain, may I introduce Mr. Torres to you?

Exercise 12

1.	Buenos días, soldado Vargas.	Good morning, Pvt. Vargas.
2.	[Yo] soy el especialista Benson.	I am Spec. Benson.
3.	¿Cómo está usted, señor Reyes?	How are you, Mr. Reyes?
4.	¿Cómo están ustedes?	How are you all?
5.	Muy bien, gracias.	Fine, thank you.
6.	A sus órdenes./Para servirle.	At your service.
7.	Le presento a mi amiga Virginia.	May I introduce my friend Virginia to you?
8.	Le presento al sargento Tapia.	May I introduce Sgt. Tapia to you?
9.	Mucho gusto, señora de Gamboa.	Glad to meet you, Mrs. Gamboa.

Exercise 13

Jorge: Hi, Ricardo! How are you?

Ricardo: Hanging in there, Jorge. And you?

Jorge: So-so.

Ricardo: Jorge, I want you to meet my friend Virginia Lopéz.

Jorge: Glad to meet you, Virginia.

Virginia: Glad to meet you, Jorge.

Self-evaluation Quiz

1. Buenas noches, mi teniente. Le presento a mi esposa Gloria.
2. Mucho gusto./Mucho gusto, señora.
3. Bob Miller, para servirle./Bob Miller, a sus órdenes.
4. Buenos días, mi coronel. [Yo] soy el teniente Edward Hudson.
5. Señor Ramos, le presento a mi esposa Anne.
6. Doctor Salazar, le presento a Pedro.
7. Señor Fernández, le presento al capitán Juárez.
8. Buenas tardes, sargento Pérez. ¿Cómo está usted?
9. Encantada, señor Ramos./Encantada.
10. Muy bien, gracias, ¿Y usted?/Muy bien, gracias. (Buenos días, soldado Smith. ¿Cómo está usted?)

KEY

Module I, Unit 2

Exercise 7

1.	¿Cuánto tiempo hace que vive usted en Panamá?	How long have you been living in Panama?
2.	Hace un año que vivo aquí.	I have been living here for one year.
3.	Hace ocho meses que vivo aquí.	I have been living here for eight months.
4.	Hace tres semanas que vivo aquí.	I have been living here for three weeks.
5.	¿Cuánto tiempo hace que vive usted aquí?	How long have you been living here?

Exercise 11

1.	Sí, me gusta Panamá.	Yes, I like Panama.
2.	Sí, nos gusta.	Yes, we like it.
3.	¿Le gusta Balboa?	Do you like Balboa? (asking one person)
4.	¿Les gusta Colón?	Do you like Colón? (asking more than one person)
5.	No, no nos gusta Fort Gulick.	No, we don't like Fort Gulick.

Exercise 18

1.	Hace mucho calor aquí.	It's very hot here.
2.	¿Hace mucho viento en Panamá?	Is it very windy in Panama?
3.	Sí, me gusta, pero hace mucho frío.	Yes, I like it, but it's very cold.
4.	No hace mucho calor en Alaska.	It's not very hot in Alaska.
5.	Hace un poco de viento en San Francisco.	It's a little windy in San Francisco.
6.	¿Hace frío?	Is it cold?
7.	No hace mucho calor en Volcán.	It's not very hot in Volcán.
8.	Hace un poco de viento.	It's a little windy.

Exercise 21

1.	[Yo] soy de Kansas.	I am from Kansas.
2.	[Nosotros] somos de California.	We are from California.
3.	¿De dónde es usted?	Where are you from? (asking only one person)
4.	¿De dónde son ustedes?	Where are you from? (asking more than one person)
5.	Hace seis semanas que vivo en Panamá.	I have been living in Panama for six weeks.
6.	Hace un año que vivo en Colón.	I have been living in Colón for one year.
7.	Hace tres meses que vivo aquí.	I have been living here for three months.
8.	Me gusta Panamá, pero hace un poco de calor.	I like Panama, but it's a little hot.
9.	No hace mucho viento.	It's not very windy.
10.	¿Hace frío en Contadora?	Is it cold on Contadora?

Exercise 22

María: How long have you been living in Panama?

Gloria: I have been living here two months, María.

María: Do you like Panama?

Gloria: Yes, I like it, but it is very hot.

María: Where are you from, Gloria?

Gloria: I am from New York.

Self-evaluation Quiz

1. ¿Cuánto tiempo hace que vive usted en Balboa?
2. Hace siete meses que vivo en Panamá.
3. Sí, nos gusta./Sí, nos gusta Fort Gulick.
4. Sí, me gusta Panamá, pero hace mucho calor.
5. No, no me gusta./No, no me gusta Quarry Heights.
6. ¿Hace mucho viento en Santa Clara?
7. ¿De dónde es usted?/¿De dónde es usted, señor Pérez?
8. ¿De dónde son ustedes?
9. Somos de California./Nosotros somos de California.
10. He wants to know if you like Panama. (¿Le gusta Panamá?)
11. He asked if both of you like Colón. (¿Les gusta Colón?)
12. He said that it's not cold on Contadora but that it's a little windy. (No, no hace frío en Contadora, pero hace un poco de viento.)
13. [Yo] soy de (followed by the place you are from). (¿De dónde es usted?)

KEY

Module I, Unit 3

Exercise 6

1.	Tengo dos hijos, un niño y una niña.	I have 2 children, a boy and a girl.
2.	Tenemos cinco hijos, tres niños y dos niñas.	We have 5 children, 3 boys and 2 girls.
3.	Tengo tres hijos, un niño y dos niñas.	I have 3 children, 1 boy and 2 girls.
4.	Tenemos cuatro hijos, dos niños y dos niñas.	We have 4 children, 2 boys and 2 girls.
5.	Tengo cinco hijas.	I have 5 daughters.
6.	Tengo dos hijos y dos hijas.	I have 2 sons and 2 daughters.

Exercise 14

1.	¿Tiene usted hijos?	Do you (singular) have any children?
2.	¿Tenemos tres hijos, dos niñas y un niño.	We have 3 children, 2 girls and a boy.
3.	No tengo hijos.	I don't have any children.
4.	Tengo tres hijas.	I have three daughters.
5.	¿Trabajan ustedes en Fort Gulick?	Do you (plural) work at Fort Gulick?
6.	No trabajo aquí.	I don't work here.
7.	¿Dónde vive usted?	Where do you (singular) live?
8.	No vivo en Balboa.	I don't live in Balboa.
9.	Vivimos en Colón.	We live in Colón.
10.	¿Cuánto tiempo hace que trabaja usted en Colón?	How long have you (singular) been working in Colón?
11.	Hace dos meses que trabajo en Balboa.	I have been working in Balboa for 2 months.
12.	Lo siento, pero tengo que irme.	I'm sorry, but I have to leave.
13.	Hasta la vista./Hasta luego.	See you later.
14.	Adiós, señor Pineda.	Good-bye, Mr. Pineda.

Exercise 15

Jorge: Do you have [any] children, Tomás?

Tomás: Yes, I have two children, a boy and a girl.

Jorge: Do you work at Fort Amador?

Tomás: No, I work at Fort Gulick.

Jorge: Where do you live now?

Tomás: At Fort Davis.

Jorge: Excuse me, Tomás, but I have to leave. See you later.

Tomás: OK, Jorge. Bye.

Self-evaluation Quiz

1. ¿Tienen ustedes hijos?
2. Tenemos tres hijos.
3. ¿Tiene usted hijos?
4. No, no tenemos hijos.
5. ¿Dónde trabajan ustedes?
6. ¿Dónde trabaja usted?
7. Trabajo en Fort Davis.
8. No, no trabajo en Fort Gulick; trabajo en Fort Davis.
9. ¿Dónde viven ustedes?
10. Vivimos en Balboa.
11. ¿Dónde vive usted?
12. Vivo en Fort Gulick.
13. No, no vivimos en Colón.
14. ¿Vive usted en Balboa?
15. Lo siento./Lo siento mucho.
16. Lo siento, pero tengo que irme.

17. Hasta la vista./Hasta luego.

18. Trabajo en Fort Amador. (¿Dónde trabaja usted?)

No, no vivimos en Fort Amador; vivimos en Quarry Heights./No, vivimos en Quarry Heights. (¿Viven ustedes en Fort Amador?)

Sí, tenemos dos hijas. Sí, tenemos dos niñas. (¿Tienen ustedes hijos?)

KEY

Module II, Unit 1

Exercise 3

Turn right. (When telling only one person.)	Doble a la derecha.
Turn left. (When telling more than one person.)	Doblen a la izquierda.
At the next corner, turn right. (When telling more than one person.)	En la próxima esquina, doblen a la derecha.
At the next corner, turn left, and at the Panama Hotel, turn right. (When telling only one person.)	En la próxima esquina, doble a la izquierda, y en el Hotel Panamá, doble a la derecha.

Exercise 5

Continue straight ahead down that avenue. (When telling only one person.)	Siga derecho por esa avenida.
Continue straight ahead down that street. (When telling more than one person.)	Sigan derecho por esa calle.
Turn right and continue straight ahead down that highway. (When telling more than one person.)	Doblen a la derecha y sigan derecho por esa carretera.
Turn left and continue straight ahead down that street to the end. (When telling only one person.)	Doble a la izquierda y siga derecho por esa calle hasta el final.

At the next corner, turn right and continue straight ahead down that avenue. (When telling more than one person.)	En la próxima esquina, doblen a la derecha y sigan derecho por esa avenida.

Exercise 14

1.	Son las siete y veinte.	It's 7:20.
2.	Son las doce y quince. Son las doce y cuarto.	It's 12:15.
3	Es la una y cinco.	It's 5 past 1.
4.	Son las cuatro y media. Son las cuatro y treinta.	It's 4:30.
5.	Son las nueve y diez.	It's 9:10.
6.	Son las once y veinticinco.	It's 11:25.
7.	Es la una y cuarto. Es la una y quince.	It's a quarter past 1.
8.	Son las seis y veinte.	It's 6:20.

Exercise 16

It's 3 o'clock.	Son las tres.
It's 10 past 7.	Son las siete y diez.
It's a quarter till 9.	Son las nueve menos cuarto.
It's 1:30.	Es la una y media.
It's 5 past 11.	Son las once y cinco.
It's 20 till 12.	Son las doce menos veinte.
It's exactly 1 o'clock.	Es la una en punto.

Exercise 17

1. Son las cuatro./Son las cuatro en punto.
2. Son las nueve y cuarto./Son las nueve y quince.
3. Son las doce y media./Son las doce y treinta.
4. Son las ocho menos cuarto./Son las siete y cuarenta y cinco.
5. Es la una y veinticinco.
6. Son las seis menos veinte./Son las cinco y cuarenta.

Exercise 19

The train leaves at 4:30.	El tren sale a las cuatro y media.
The bus leaves at exactly 1 o'clock.	El bus sale a la una en punto.
The plane leaves at a quarter till 12.	El avión sale a las doce menos cuarto.
The train leaves at 20 past 7.	El tren sale a las siete y veinte.

Exercise 23

1. Un tiquete/boleto/ pasaje para Mount Hope, por favor.	A ticket to Mount Hope, please.
2. Un tiquete/boleto/ pasaje de ida y vuelta para Pedro Miguel.	A round-trip ticket to Pedro Miguel.
3. Un tiquete/boleto/ pasaje para Colón, con aire, por favor.	A ticket to Colón with air [conditioning], please.
4. Un tiquete/boleto/ pasaje de ida y vuelta para Panamá, con aire, por favor.	A round-trip ticket to Panama, with air [conditioning], please.

Exercise 24

8 Balboas	ocho Balboas
3.20	tres veinte
10.50	diez cincuenta
15 Balboas	quince Balboas
4.25	cuatro veinticinco
9 Balboas	nueve Balboas
11.45	once cuarenta y cinco

Exercise 25

1.	¿Dónde queda la estación de buses?	Where's the bus station (located)?
2.	¿Dónde queda el Restaurante El Dorado?	Where's the El Dorado Restaurant (located)?
3.	¿A qué hora llega el tren?/¿Cuándo llega el tren?	At what time does the train arrive?
4.	¿Cuándo sale el bus para David?/¿A qué hora sale el bus para David?	When does the bus for David leave?
5.	¿Qué hora es?	What time is it?
6.	Es la una y media. Es la una y treinta.	It's one-thirty.
7.	Son las diez menos veinticinco.	It's twenty-five till ten.
8.	Son las dos y cuarto. Son las dos y quince.	It's a quarter past two.
9.	Es la una en punto.	It's exactly one o'clock.
10.	No comprendo.	I don't understand.
11.	Más despacio, por favor.	Slower, please.

Exercise 27

María: When do you leave for San Blas, Francisco?

Francisco: Today in the afternoon, María.

María: At what time does the plane leave?

Francisco: It leaves at exactly 3 o'clock and arrives at about 3:20.

María: Do you already have your ticket?

Francisco: Yes, I have a round-trip ticket.

Self-evaluation Quiz

PART I

1. ¿Dónde queda el Hotel Panamá?
2. Muy amable, señor.
3. Un tiquete de ida y vuelta para Colón, por favor. (Boleto or pasaje is also acceptable.)
4. Un tiquete para David. (Boleto or pasaje is also acceptable.)
5. ¿Cuánto es?
6. Muchas gracias.
7. ¿Qué hora es?
8. Son las once y diez.
9. ¿A qué hora sale el avión para San Blas?
10. ¿A qué hora llega el bus?
11. At the next street, turn right and continue straight ahead to the end. (En la próxima calle, doble a la derecha y siga derecho hasta el final.)
12. Here you are. (Aquí tiene.)
13. It's a quarter to 1. (Es la una menos cuarto.)
14. It's 20 past 9. (Son las nueve y veinte.)
15. It leaves at 25 past 4. (Sale a las cuatro y veinticinco.)

PART II

a. (3), b. ( ), c. (8), d. (1), e. (2), f. (9), g. (4), h. (5), i. (7), j. (6)

KEY

Module II, Unit 2

Exercise 5

1. ¿Hay un hotel cerca de aquí?	Is there a hotel near here?
2. ¿Hay una gasolinera cerca de aquí?	Is there a gas station near here?
3. ¿Cómo hago para llegar allí?	How do I get there?
4. ¿Cómo hago para llegar a la estación del tren?	How do I get to the train station?
5. ¿Cómo hago para llegar al Restaurante El Dorado?	How do I get to the Eldorado Restaurant?

Exercise 6

Turn right at that corner.	Doble a la derecha en esa esquina.
Keep going straight ahead, and turn left at the Esso gas station.	Sigan derecho y doblen a la izquierda en la gasolinera Esso.
Turn left at that corner.	Vire a la izquierda en esa esquina.
Turn right at that corner, and keep going straight ahead.	Viren a la derecha en esa esquina y sigan derecho.
Turn right at the next corner, and keep going straight ahead to Balboa Avenue.	Vire a la derecha en la próxima esquina y siga derecho hasta la Avenida Balboa.
Turn left at that corner.	Viren a la izquierda en esa esquina.

Exercise 8

Siga derecho hasta la Calle 29.	Continue straight ahead to 29th Street.
Allí doble a la izquierda.	Turn left there.
Siga derecho por la Calle 29 hasta la Avenida México.	Continue straight ahead down 29th Street to Mexico Avenue.
Allí vire a la derecha.	Turn right there.
Siga derecho por esa avenida.	Continue straight ahead down that avenue.
En la Calle 25 doble a la izquierda.	On 25th Street turn left.
Siga derecho por esa calle hasta el final.	Continue straight ahead down that street to the end.
En la esquina de la Calle 25 y la Avenida Balboa usted verá la gasolinera Esso.	On the corner of 25th Street and Balboa Avenue you will see the Esso gas station.

Exercise 13

1. Tengo un flat.	I have a flat.
2. Necesito una batería.	I need a battery.
3. La batería necesita agua.	The battery needs water.
4. La llanta necesita aire.	The tire needs air.
5. Necesita aceite.	It needs oil.
6. Tengo mala la batería.	There's something wrong with the battery.
7. Tengo malo el radiador.	There is something wrong with the radiator.

Exercise 15

Le pone cinco galones de Regular, por favor.

Le pone un cuarto de aceite, por favor.

Le pone ocho galones de gasolina, por favor.

Le pone quince Balboas de Super, por favor.

Le pone dos cuartos de aceite, por favor.

Le pone doce Balboas de Regular, por favor.

Exercise 17

1.	Me chequea el aceite, por favor.	Check the oil for me, please.
2.	Me llena el tanque, por favor.	Fill the tank for me, please.
3.	Me chequea la batería y también las llantas, por favor.	Check the battery and also the tires, please.
4.	Tengo un flat.	I have a flat.
5.	Necesito aceite.	I need oil.
6.	Necesita agua.	It needs water.
7.	Quiero cinco galones de Super.	I want five gallons of Super.
8.	Le pone ocho Balboas de Regular, por favor.	Put in eight Balboas of Regular, please.
9.	¿Cuánto es por todo?	How much is it for everything?

Exercise 19

Mario: Hi, Pedro. How's it going?

Pedro: Getting by. What do you need today?

Mario: I need gasoline. Put in 10 gallons of Super, please.

Pedro: Shall I check under the hood for you also?

Mario: Sure.

Pedro: You need oil, Mario.

Mario: Put in a quart. Oh! And also check the tires for me.

Pedro: Sure. - OK, all done.

Mario: How much for everything?

Pedro: Fifteen Balboas for the gas and one fifty for the oil.

Self-evaluation Quiz

PART I

1. ¿Hay una gasolinera Texaco cerca de aquí?
2. ¿Cómo hago para llegar al Restaurante Imperial?
3. Muchas gracias, señor guardia./Muy agradecido, señor guardia.
4. ¡Me llena el tanque, por favor!
5. Quiero diez galones de Regular./Quiero diez galones de gasolina Regular.
6. Me chequea la batería y también las llantas.
7. Necesito aceite.
8. Le pone un cuarto, por favor./Le pone un cuarto de aceite, por favor.
9. ¿Cuánto es por todo?
10. Yes, there is one on Colombia Street. (Sí, hay una en la Calle Colombia.)
11. No, there isn't any near here. (No, no hay ninguno cerca de aquí.)
12. Turn left at that corner and you will see the restaurant. (Vire a la izquierda en esa esquina, y usted verá el restaurante.)
13. Turn right at that street, and keep going straight ahead to the Esso gas station. (Doblen a la derecha en esa calle, y sigan derecho hasta la gasolinera Esso.)
14. Sure!/Of course! By all means! (¡Sí, cómo no!)
15. Everything is OK, but the radiator needs water. (Todo está bien, pero el radiador necesita agua.)
16. All done. (Ya está.)
17. Fourteen fifty for the gas and one twenty for the oil. (Catorce cincuenta por la gasolina y uno veinte por el aceite.)

PART II

1. h 2. c 3. d 4. a 5. e 6. g 7. b

KEY

Module II, Unit 3

Exercise 3

That hotel is five blocks from here.	Ese hotel queda a cinco cuadras de aquí.
The El Dorado Restaurant is two blocks from here.	El Restaurante El Dorado queda a dos cuadras de aquí.
The bus station is six blocks from here, more or less.	La estación de buses queda a seis cuadras de aquí, más o menos.
It's eight blocks from here.	Queda a ocho cuadras de aquí.
That highway is ten kilometers from here.	Esa carretera queda a diez kilómetros de aquí.
The train station is more or less seven blocks from here.	La estación del tren queda más o menos a siete cuadras de aquí.

Exercise 6

1. ¿Puede chequear mi carro?	Can you check my car?
2. ¿Puede arreglar el generador?	Can you fix the generator?
3. ¿Puede afinar mi carro?	Can you tune up my car?
4. ¿Puede chequear esto?	Can you check this?
5. ¿Puede chequear el carburador de mi carro?	Can you check the carburetor in my car?
6. ¿Puede arreglar los frenos de mi carro?	Can you fix the brakes in my car?
7. ¿Puede chequear las bujías de mi carro?	Can you check the spark plugs in my car?
8. ¿Puede afinar el motor?	Can you tune up the engine?

Exercise 8

1. No arranca.	It doesn't start.
2. Se calienta.	It overheats.
3. A veces se ahoga.	Sometimes it chokes.
4. A veces se para.	Sometimes it stalls.
5. Se calienta mucho y se para.	It overheats a lot and stalls.

Exercise 11

1. Creo que es el radiador.	I think it's the radiator.
2. Creo que son los frenos.	I think it's the brakes.
3. Creo que es esto.	I think it's this.
4. Creo que son los platinos.	I think it's the points.
5. Creo que es la batería.	I think it's the battery.

Exercise 12

It is necessary to check the battery./The battery needs to be checked.	Hay que chequear la batería.
It is necessary to fix the carburetor.	Hay que arreglar el carburador.
It is necessary to check this.	Hay que chequear esto.
It is necessary to tune up the engine.	Hay que afinar el motor.
It is necessary to fix the brakes.	Hay que arreglar los frenos.
It is necessary to check the spark plugs.	Hay que chequear las bujías.
It is necessary to check the generator.	Hay que chequear el generador.
It is necessary to fix the radiator.	Hay que arreglar el radiador.

Exercise 14

I have to check the spark plugs.	Tengo que chequear las bujías.
I have to see the points.	Tengo que ver los platinos.
I have to tune up the engine.	Tengo que afinar el motor.
I have to fix the generator.	Tengo que arreglar el generador.
I have to check the brakes.	Tengo que chequear los frenos.
I have to fix the radiator.	Tengo que arreglar el radiador.

Exercise 15

1. Hay que afinar el motor.	It is necessary to tune up the engine.
2. Tengo que afinar el motor.	I have to tune up the engine.
3. Hay que arreglar el generador.	It is necessary to fix the generator.
4. Tengo que arreglar el generador.	I have to fix the generator.
5. Hay que chequear el radiador.	The radiator needs to be checked.
6. Tengo que chequear el radiador.	I have to check the radiator.
7. Hay que arreglar los frenos.	The brakes need to be fixed.
8. Tengo que arreglar los frenos.	I have to fix the brakes.

Exercise 19

1.	¿Hay un taller mecánico cerca de aquí?	Is there an auto shop near here?
2.	¿A qué distancia de aquí queda ese hotel?	How far is that hotel from here?
3.	¿Puede arreglar mi carro el jueves?	Can you fix my car Thursday?
4.	Hay que chequear las bujías.	The spark plugs need to be checked.
5.	¿Qué tiene?	What's wrong with it?
6.	¿Puede chequear el generador?	Can you check the generator?
7.	No puedo traerlo mañana por la tarde.	I can't bring it in tomorrow afternoon.
8.	A veces mi carro se para.	Sometimes my car stalls.
9.	Creo que son los platinos.	I think it's the points.
10.	Hay que afinar el motor.	The engine needs to be tuned up.
11.	Hoy no tengo tiempo. ¿Puedo traerlo el miércoles por la mañana?	I don't have time today. Can I bring it Wednesday morning?
12.	Hasta el viernes, entonces.	See you Friday, then.
13.	Muy amable, señor.	Very kind of you, sir.
14.	Tengo que chequear el carburador.	I have to check the carburetor.

Exercise 20

Ricardo: Hi, Martín. Can you check the engine in my car?

Martín: Sure. What's wrong with it?

Ricardo: I don't know, but I think there is something wrong with the points.

Martín: Let me check. - It's not the points, Ricardo; it's the carburetor.

Ricardo: Can you fix it today?

Martín: I don't have time today. Can you bring the car Thursday afternoon?

Ricardo: No, I can't. Can I bring it Friday morning?

Martín: OK. Bring it Friday.

Ricardo: Fine. See you Friday then.

Self-evaluation Quiz

1. ¿Hay un taller mecánico cerca de aquí?
2. ¿A qué distancia de aquí queda ese taller mecánico?
3. Muy amable, señora.
4. ¿Puede arreglar los frenos de mi carro?
5. A veces no arranca./Mi carro a veces no arranca.
6. Creo que es el carburador.
7. No, no puedo. ¿Puedo traerlo el miércoles por la mañana?
8. It's three blocks from here, more or less. (Queda a tres cuadras de aquí, más o menos.)
9. What's wrong with it? (¿Que tiene?)
10. Let me check the spark plugs. (Déjeme chequear las bujías.)
11. Sir, the engine needs a tune-up./Sir, the engine needs to be tuned up. (Señor, hay que afinar el motor.)
12. I have to check the carburetor. (Tengo que chequear el carburador.)
13. I can't fix it today, sir. (Hoy no puedo arreglarlo, señor.)
14. Bring it Wednesday afternoon. (Tráigalo el miércoles por la tarde.)

KEY

Module II, Unit 4

Exercise 3

1.	¿Está libre el lunes?	Are you free Monday?
2.	No, no estoy libre ahora.	No, I'm not free now.
3.	¿Está libre este fin de semana?	Are you free this weekend?
4.	No estoy libre esta mañana, pero estoy libre el sábado por la tarde.	I'm not free this morning, but I'm free Saturday afternoon.
5.	¿Está libre esta noche?	Are you free tonight?

Exercise 9

1.	Tengo una maleta pequeña.	I have one small suitcase.
2.	Solamente tengo dos maletas pequeñas.	I have only two small suitcases.
3.	No tengo equipaje.	I don't have any luggage.
4.	Tengo una maleta grande.	I have one big suitcase.
5.	No tengo maletas.	I don't have any suitcases.
6.	Tengo tres maletas, dos grandes y una pequeña.	I have three suitcases, two big ones and a small one.
7.	¿Dónde queda el Hotel Granada?	Where is the Granada Hotel (located)?
8.	¿Por cuánto me lleva a ese restaurante?	How much to take me to that restaurant?
9.	A la estación de buses, por favor.	To the bus station, please.
10.	¿Queda esa calle muy lejos de aquí?	Is that street (located) very far from here?
11.	¿No me lleva por tres cincuenta?	Won't you take me for three fifty?
12.	¿Queda ese taller cerca de aquí?	Is that auto shop near here?

Exercise 10

Pablo: Ramón, where is the Caribe Restaurant (located)?

Ramón: Oh. That restaurant is very far from here.

Pablo: How do I get there?

Ramón: Continue straight ahead down Balboa Avenue until Thirtieth Street. Then turn left, and continue straight ahead to the end. You will see the restaurant there.

Pablo: How complicated! Can you repeat all that for me again?

Ramón: Sure. Continue straight ahead down Balboa Avenue.... Listen, I'm free now and I can take you. Let's go in my car.

Pablo: Great! Let's go.

Self-evaluation Quiz

1. ¿Está libre?
2. ¿Está libre este fin de semana?
3. ¿Por cuánto me lleva al aeropuerto?
4. Al Hotel Caribe, por favor.
5. ¿Dónde queda ese restaurante?
6. ¿Queda ese restaurante cerca de aquí?/¿Queda el Restaurante El Dorado cerca de aquí?
7. ¿No me lleva por diez?
8. Solamente tengo una maleta pequeña.
9. No tengo equipaje.

KEY

Module III, Unit 1

Exercise 5

1.	¿A cómo están los camarones?	How much are the shrimp?
2.	¿A cómo está la libra de langostinos?	How much is a pound of prawn
3.	¿A cómo está el lomo redondo?	How much is the round roast?
4.	¿A cómo está el pollo [la gallina]?	How much is the chicken?
5.	¿A cómo está la libra de chuletas?	How much is a pound of pork chops?

Exercise 10

1.	A uno cincuenta la libra	1.50
2.	A sesenta y cinco centavos	0.65
3.	A ochenta y nueve centavos la libra	0.89
4.	A setenta y cinco centavos	0.75
5.	A noventa y nueve centavos la libra	0.99
6.	A uno setenta la libra	1.70
7.	A tres sesenta	3.60
8.	A dos noventa la libra	2.90

Exercise 12

1. Deme libra y media de camarones.	Give me pound and a half of shrimp.
2. Quiero seis libras de langostinos.	I want six pounds of prawns.
3. Necesito más o menos dos libras de carne molida.	I need about two pounds of ground beef.
4. Deme más o menos siete libras de lomo redondo.	Give me about seven pounds of round roast.
5. Necesito tres libras de cazón.	I need three pounds of shark.
6. Deme dos libras y media de carne de puerco molida.	Give me two and a half pounds of ground pork.

Exercise 15

1. Deme tres papayas.	Give me three papayas.
2. Necesito más o menos cinco libras de papas.	I need about five pounds of potatoes.
3. ¿A cómo está la libra de tomates? OR ¿A cómo están los tomates?	How much is a pound of tomatoes?
4. Quiero cuatro aguacates y dos libras de yuca.	I want four avocados and two pounds of yucca.
5. ¿A cómo están las cebollas? OR ¿A cómo está la libra de cebollas?	How much are the onions?

Exercise 17

Sí, [yo] voy a chequear los frenos.

Sí, [yo] voy a afinar el motor.

Sí, [yo] voy a arreglar el radiador.

Exercise 20

Sí, va llegar esta tarde.	¿Va a llegar el capitán esta tarde?
Sí, va a llegar a las seis en punto.	¿Va a llegar el avión a las seis en punto?
Sí, voy a trabajar aquí.	¿Va a trabajar usted aquí?
Sí, va a seguir derecho por esa calle.	¿Va a seguir el bus derecho por esa calle?
Sí, va a salir para Colón mañana.	¿Va a salir la señora para Colón mañana?
Sí, voy a arreglar el carro.	¿Va a arreglar usted el carro?

Exercise 21

Sí, [nosotros] vamos a vivir en Fort Gulick.	¿Van a vivir ustedes en Fort Gulick?
Sí, [nosotros] vamos a salir para Balboa mañana.	¿Van a salir ustedes para Balboa mañana?
Sí, [nosotros] vamos a llegar a las doce.	¿Van a llegar ustedes a las doce?
Sí, [nosotros] vamos a necesitar gasolina.	¿Van a necesitar ustedes gasolina?

Exercise 22

Sí, va a llegar a las diez en punto.	¿Va a llegar el bus a las diez en punto?
Sí, voy a salir para Colón hoy.	¿Va a salir usted para Colón hoy?
Sí, va a vivir en Balboa.	¿Va a vivir el sargento en Balboa?
Sí, vamos a trabajar en Fort Clayton.	¿Van a trabajar ustedes en Fort Clayton?
Sí, voy a traer el carro mañana OR Sí, voy a traerlo mañana.	¿Va a traer usted el carro mañana?
Sí, va a salir a la una.	¿Va a salir el avión a la una?
Sí, vamos a llegar a las tres.	¿Van a llegar ustedes a las tres?

Exercise 25

1.	[Nosotros] vamos a trabajar aquí.	We are going to work here.
2.	[Yo] voy a salir mañana.	I'm going to leave tomorrow.
3.	¿Dónde van a vivir [ustedes]?	Where are you (plural) going to live?
4.	¿Va a necesitar [usted] esto?	Are you going to need this?
5.	El coronel va a llegar a las dos.	The colonel is going to arrive at two.
6.	[Yo] voy a afinar mi carro.	I'm going to tune up my car.
7.	[Yo] voy a necesitar bujías.	I'm going to need spark plugs.
8.	[Nosotros] vamos a traer el carro mañana.	We are going to bring the car tomorrow.
9.	A qué hora van a llegar [ustedes]?	At what time are you all going to arrive?

Exercise 26

Miguel: How much are the prawns?

Seller: One eighty a pound, Miguel.

Miguel: Give me three pounds, please.

Seller: Sure. What else are you going to buy?

Miguel: Don't you have chicken today?

Seller: No, but tomorrow I'm going to have [some]. Look, I have real fresh corvina.

Miguel: OK. Give two and a half pounds.

Seller: Here it is.

Miguel: How much is it for everything?

Seller: Seven Balboas and forty cents.

Self-evaluation Quiz

1. ¿A cómo está la libra de camarones? OR ¿A cómo están camarones?
2. ¿Tiene [usted] pargo hoy?
3. [Yo] necesito seis chuletas.
4. Deme tres libras y media de carne molida.
   Deme dos libras de costillón.
   Deme cuatro libras de langostinos.
   Deme una libra de cazón.
5. Quiero dos lechugas.
   Quiero una libra de tomates.
   Quiero seis naranjas.
   Quiero una piña.
   Quiero tres libras de papas.
   Quiero dos aguacates.
6. [Yo] voy a salir mañana a las ocho.
7. [Nosotros] vamos a trabajar en Fort Amador.
8. [Ustedes] van a necesitar esto.
9. What would you like, sir? (¿Qué desea, señor?)
10. Three Balboas and seventy cents a pound, sir. (A tres Balboas setenta centav la libra, señor.)
11. Anything else? (¿Qué otra cosita?)
12. At what time is the train going to arrive? (¿A qué hora va a llegar el tren?)

KEY

Module III, Unit 2

Exercise 8

Because this ashtray is of very good quality.	Porque este cenicero es muy fino.
The conch shell is very expensive.	El caracol es muy caro.
That statue is handmade.	Esa estatua es hecha a mano.
The mola is of very good quality.	La mola es muy fina.
Because that hat is of very good quality.	Porque ese sombrero es muy fino.
This ashtray is handmade.	Este cenicero es hecho a mano.
This mola is very expensive.	Esta mola es muy cara.
Because the statue is of very good quality.	Porque la estatua es muy fina.

Exercise 9

¿No me la deja en quince?	La mola cuesta veinte Balboas.
¿No me lo deja en cuatro?	Ese cenicero cuesta cuatro cincuenta.
¿No me lo deja en doce cincuenta?	Este sombrero cuesta quince Balboas.
¿ No me lo deja en siete?	El caracol cuesta ocho cincuenta.
¿No me la deja en dieciséis?	Esa estatua cuesta diecisiete Balboas porque es muy fina.

Exercise 11

¿Cuánto cuestan esas molas?	¿Cuánto cuesta esa mola?
¿Cuánto cuestan esos sombreros?	¿Cuánto cuesta ese sombrero?
¿Cuánto cuestan estos caracoles?	¿Cuánto cuesta este caracol?
¿Cuánto cuestan estos ceniceros?	¿Cuánto cuesta este cenicero?
¿Cuánto cuestan estas estatuas?	¿Cuánto cuesta esta estatua?

Exercise 14

1. This ashtray is made of silver.	Este cenicero está hecho de plata.
2. That statue is made of wood.	Esa estatua está hecha de madera.
3. The mola is made of cotton.	La mola está hecha de algodón.
4. It costs a lot because it's made of gold.	Cuesta mucho porque está hecho de oro.
5. This ashtray is made of stone and that one of metal.	Este cenicero está hecho de piedra y ése de metal.
6. That hat is made of leather.	Ese sombrero está hecho de cuero.

Exercise 15

1.	¿Cuánto quiere por ese cenicero? ¿De qué está hecho?	How much do you want for that ashtray? What is it made of?
2.	Esa estatua es muy cara. ¿Está hecha de plata?	That statue is very expensive. Is it made of silver?
3.	¿Cuánto cuesta ese caracol?	How much does that conch shell cost?
4.	Quiero un sombrero de cuero.	I want a leather hat.
5.	¿Treinta dólares por esa mola? ¿No me la deja en veinticinco?	Thirty dollars for that mola? Won't you let me have it for twenty-five?
6.	¿De qué está hecha esta estatua?	What is this statue made of?

Exercise 16

Seller: Hi, Jaime. What are you going to buy today?

Jaime: I want a mola for a friend who lives in Michigan.

Seller: This one is of very good quality. Do you like it?

Jaime: It's very pretty. How much do you want for it?

Seller: I'll let you have it for forty Balboas.

Jaime: Why so expensive?

Seller: Because it's big and it's handmade.

Jaime: And that statue, what is it made of?

Seller: Of wood, and it only costs eight Balboas.

Jaime: Look, won't you let me have the mola and the statue for forty-three?

Seller: No, I can't. I'll let you have them for forty-five.

OK.

Self-evaluation Quiz

1. ¿Cuánto quiere por ese sombrero?
2. ¿Cuánto cuestan esos caracoles?
3. ¿Por qué tan cara?
4. ¿Cuánto quiere por esto?
5. ¿No me lo deja en siete dólares?
6. ¿No me hace una rebajita?
7. ¿De qué está hecha esta estatua?
8. ¿Y ésa?
9. Because it's hand-made and of very good quality. (Porque es hecha a mano y es muy fina.)
10. I'll let you have it for six fifty. (Se lo dejo en seis cincuenta.)
11. Of gold, sir. (De oro, señor.)

KEY

Module III, Unit 3

Exercise 5

1.	Busco una corbata para mi esposo.	I'm looking for a tie for my husband.
2.	Busco un par de zapatos para mi hija.	I'm looking for a pair of shoes for my daughter.
3.	Busco unas chancletas para mi hijo, tamaño ocho.	I'm looking for some slippers for my son, size eight.
4.	Busco una blusa para mi esposa, tamaño doce.	I'm looking for a blouse for my wife, size twelve.
5.	Necesito un par de pantalones.	I need a pair of pants.
6.	¿Tiene usted guayaberas?	Do you have guayaberas?

Exercise 10

Quiero un saco como éste, pero de color azul.

Quiero unos zapatos como éstos, pero tamaño diez.

Quiero una guayabera como ésta, pero de color verde.

Quiero unos pantalones como éstos, pero tamaño treinta y cuatro.

Quiero unas chancletas como éstas, pero tamaño ocho.

Quiero una falda como ésta, pero de color amarillo.

Quiero un sombrero como éste, pero de color negro.

Quiero unas medias como éstas, pero tamaño nueve.

Exercise 12

1.	Quiero un par de pantalones de color negro.	I want a pair of black pants.
2.	Busco una corbata de color verde.	I'm looking for a green tie.
3.	Me gusta esta guayabera de color blanco.	I like this white guayabera.
4.	¿Tiene una blusa como ésta, pero de color rojo?	Do you have a blouse like this one, but in red?
5.	Me gustan mucho estos zapatos.	I like these shoes very much.
6.	Necesito una camisa de manga corta, tamaño quince.	I need a short-sleeved shirt, size fifteen.
7.	Busco unas chancletas para mi hija.	I'm looking for some slippers for my daughter.
8.	Me gustan estos pantalones de color azul, pero no me gustan ésos de color blanco.	I like these blue pants, but I don't like those white ones.

Exercise 16

1.	Este saco de color chocolate me queda bien.	This brown sport coat fits me.
2.	Esos zapatos de color negro no me quedan bien; son muy grandes.	Those black shoes don't fit me; they're too big.
3.	Estos pantalones de color blanco me quedan muy bien.	These white pants fit me very well.
4.	La guayabera no me queda bien; es muy pequeña.	The guayabera doesn't fit me; it's too small.
5.	Ese sombrero de color gris no me queda bien; es muy grande.	That gray hat doesn't fit me; it's too big.
6.	Esta camisa de color verde no me queda bien; es muy pequeña.	This green shirt doesn't fit me; it's too small.
7.	La blusa no me queda bien; es muy grande.	The blouse doesn't fit me; it's too big.
8.	Me gustan estos zapatos, pero son muy pequeños.	I like these shoes, but they're too small.
9.	¿Cuánto cuesta esa guayabera de manga larga? ¿Puedo probármela?	How much does that long-sleeved guayabera cost? Can I try it on?

Exercise 17

Clerk: Hi Rafael. What do you need today?

Rafael: I'm looking for some pants.

Clerk: For yourself?

Rafael: No, for my son.

Clerk: What size does your son wear?

Rafael: I think (that) he wears size eight.

Clerk: Do you like these yellow ones? I also have blue (ones).

Rafael: I like those yellow ones very much, but I think they're a little big. Do you have size seven?

Clerk: Sure. Here you are.

Rafael: These are fine. How much do they cost?

Clerk: Nine forty.

Rafael: OK. You accept VISA, right?

Clerk: Sure. Pay at the register.

Self-evaluation Quiz

1. Necesito una camisa de manga larga.
2. Busco un par de pantalones para mi hijo.
3. Me gusta ésta de color verde.
4. ¿Puedo probármelos?
5. No me queda bien; es muy grande.
6. ¿Tiene un par de pantalones como éstos, pero tamaño treinta y dos?
7. Esta de color rojo me queda muy bien.
8. ¿Cuánto cuestan?
9. ¿Puedo pagar con MasterCard?
10. What size do you wear, sir? (¿Qué tamaño usa usted, señor?)
11. Try these on. (Pruébese éstos.)
12. Pay at the register, please. (Pague en la caja, por favor.)

KEY

Module IV, Unit 1

Exercise 4

1.	Para mañana a las cuatro.	For tomorrow at four.
2.	Para esta noche a las ocho.	For tonight at eight.
3.	Para esta noche a las seis y media.	For this evening at six-thirty.
4.	Para el miércoles por la tarde a la una y media.	For Wednesday afternoon at one-thirty.
5.	Quiero reservar una mesa para dos personas.	I want to reserve a table for two.
6.	Quiero reservar una mesa para este jueves a las dos.	I want to reserve a table for this Thursday at two.

Exercise 8

1.	I'm not going to drink anything.	Yo no voy a tomar nada.
2.	We're not going to eat anything.	No vamos a comer nada.
3.	The sergeant is not going to drink anything.	El sargento no va a tomar nada.
4.	My daughter is not going to need anything.	Mi hija no va necesitar nada.
5.	The lieutenant is not going to bring anything.	El teniente no va a traer nada.
6.	My son is not going to drink anything.	Mi hijo no va a tomar nada.
7.	My friend is not going to eat anything.	Mi amigo no va a comer nada.
8.	I'm not going to buy anything.	No voy a comprar nada.

Exercise 9

No, no voy a tomar nada.	¿Va a tomar algo?
No, no vamos a comprar nada.	¿Van a comprar algo?
No, no voy a traer nada.	¿Va a traer algo?
No, no vamos a comer nada.	¿Van a comer algo?
No, no vamos a tomar nada.	¿Van a tomar algo?
No, no voy a comprar nada.	¿Va a comprar algo?
No, no voy a necesitar nada.	¿Va a necesitar algo?

Exercise 13

1. Mi amigo[a] no va a tomar nada.	My friend is not going to drink anything.
2. Mi hijo no va a comer nada.	My son is not going to eat anything.
3. Ella no va a traer nada.	She's not going to bring anything.
4. Mi esposa no va a comprar nada.	My wife is not going to buy anything.
5. El teniente no va a comer nada.	The lieutenant is not going to eat anything.
6. [Yo] no voy a necesitar nada.	I'm not going to need anything.
7. El no va a necesitar nada.	He is not going to need anything.

Exercise 15

1.	[Yo] quiero reservar una mesa para dos personas.	I want to reserve a table for two [persons].
2.	Para esta noche a las ocho.	For tonight at eight.
3.	Tráiganos una cerveza y un daiquirí.	Bring us a beer and a daiquiri.
4.	[Nosotros] no vamos a necesitar nada.	We're not going to need anything.
5.	[El] no va a comer nada.	He's not going to eat anything.
6.	Tráigame un whiskey en las rocas.	Bring me a scotch on the rocks.
7.	[Yo] quiero una piña colada.	I want a piña colada.
8.	[Yo] no quiero nada.	I don't want anything.
9.	Ella no va a tomar nada.	She's not going to drink anything.

Exercise 16

Waitress: El Dorado Restaurant, good afternoon.

Teresa: Hi, María. This is Teresa.

Waitress: Oh, yes, Teresa. How are you?

Teresa: Getting by. Look, can you reserve (for) me a table for this Saturday at eight?

Waitress: Yes, with [much] pleasure. For how many people?

Teresa: For six people - my husband and I, and four friends.

Waitress: OK. I'll see you Saturday.

Self-evaluation Quiz

1. [Yo] quiero reservar una mesa para cuatro personas.
2. Para hoy a la una.
3. El menú, por favor.
4. Tráiganos una cerveza y un whiskey con soda.
5. Mi esposa no va a tomar nada.
6. El no va a comer nada.
7. [Yo] quiero un ceviche de camarones.
8. For when? (¿Para cuándo?)
9. Your name, please. (Su nombre, por favor.)
10. This way, please. (Por aquí, por favor.)
11. Are you going to have something to drink? (¿Van a tomar algo?)
12. What would you like to eat first? (¿Qué desean comer primero?)
13. What would you like to have for lunch? (¿Qué desean almorzar?)

KEY

Module IV, Unit 2

Exercise 1

What are you going to order?	¿Qué van a pedir?
What are you going to eat?	¿Qué van a comer?
What are you going to have for breakfast?	¿Qué van a desayunar?
What are you going to have for lunch?	¿Qué van a almorzar?
What are you going to have for dinner?	¿Qué van a cenar?

Exercise 3

1. Para mí, ensalada de papas.	For me, potato salad.
2. Tráigame ensalada de langosta.	Bring me lobster salad.
3. Deme una ensalada de aguacate con camarones.	Give me an avocado and shrimp salad.
4. [Yo] quiero ensalada de lechuga y tomate.	I want lettuce and tomato salad.
5. Tráigame una ensalada de pollo.	Bring me a chicken salad.

Exercise 5

1.	Deme arroz con pollo.	Give me chicken and rice.
2.	[Yo] quiero chuletas.	I want pork chops.
3.	Tráigame gallo pinto.	Bring me gallo pinto.
4.	Para mí, corvina a la parrilla.	For me, grilled corvina.
5.	Denos huevos revueltos con tocino.	Give us scrambled eggs with bacon.
6.	Para mi esposa, bistec y papas fritas.	(For my wife, steak and french fries.
7.	Tráiganos ropa vieja y pan.	Bring us shredded meat and bread.

Exercise 10

1.	Tráigame una botella de vino, por favor.	Bring me a bottle of wine, please.
2.	[Yo] quiero una botella de vino tinto.	I want a bottle of red wine.
3.	Deme una botella de vino blanco, por favor.	Give me a bottle of white wine, please.
4.	Denos una botella de vino rosado.	Give us a bottle of rosé wine.
5.	Tráiganos dos botellas de cerveza, por favor.	Bring us two bottles of beer, please.

Exercise 14

1.	Tráigame una taza de café.	Bring me a cup of coffee.
2.	Deme un vaso de agua.	Give me a glass of water.
3.	Para mí, una copa de vino rosado.	For me, a glass of rosé wine.
4.	Denos dos tazas de té.	Give us two cups of tea.
5.	Para mi hijo, una taza de chocolate.	For my son, a cup of chocolate.

Exercise

Waitress: Good afternoon, Pedro. How are you?

Pedro: I'm fine. And you, María?

Waitress: Fine. Here's the menu. Do you want something to drink?

Pedro: Yes, give me a Panama beer, please.

Waitress: What are you going to order, Pedro?

Pedro: Listen, how is the red snapper today?

Waitress: It's delicious.

Pedro: Oh! Then bring me grilled red snapper with french fries and a lettuce and tomato salad.

Waitress: Another beer, Pedro?

Pedro: Yes, give me another one, please.

Waitress: OK.

Pedro: What do you (pl.) have for dessert?

Waitress: We have coconut, vanilla and chocolate ice cream, and we also have lemon cake.

Pedro: OK, bring me lemon cake with vanilla ice cream.

Waitress: Sure. Do you want coffee?

Pedro: Yes, and bring me the bill, please.

Waitress: OK.

Self-evaluation Quiz

1. ¿Cuál es el plato del día?
2. [Yo] quiero la sopa de la casa, ensalada de coditos y corvina a la parrilla.
3. ¿Qué es eso?
4. Tráiganos una botella de vino tinto, por favor.
5. Bien cocido./[Yo] quiero mi bistec bien cocido.
6. Las chuletas están deliciosas.
7. Deme cake de guineo con helado de piña.
8. Y un vaso de agua para mi hijo, por favor.
9. Tráigame la cuenta, por favor.
10. What are you going to order, sir? (¿Qué va a pedir, señor?)
11. How is the gallo pinto? (¿Qué tal está el gallo pinto?)
12. How do you want your steak? (¿Cómo quiere su bistec?)
13. It's delicious, sir. (Es delicioso, señor.)
14. Are you going to want coffee? (¿Van a querer café?)

CUMULATIVE GLOSSARY

SPANISH -- ENGLISH

A

	Used when making introductions. It is not translated.	I
a	to (preceding destination)	II
¿A cómo está ...?	How much is ...?	III
a la derecha	to the right	II
a la izquierda	to the left	II
a la parrilla	grilled	IV
¿A qué distancia?	How far?	II
A sus órdenes.	At your service.	I
a veces	sometimes	II
abierto	open	II
aceite (el)	oil	II
adiós	good-bye	I
aeropuerto (el)	airport	II
afinar	to tune up	II
agua (el)	water	II
aguacate (el)	avocado	III
ahora	now	II
al (contraction of a and el.)	Used when introducing a male with a title. to the	I II
algodón (el)	cotton	III
almorzar	to lunch, eat lunch, have for lunch	IV
allí	there	II

alto	**stop**	**II**
amigo (el), amiga (la)	friend	I
año (el)	year	I
aquí	here	I
Aquí tiene.	Here you are.	II
arranca	it starts	II
arreglar	to fix	II
arroz (el)	rice	IV
arroz con pollo (el)	chicken and rice	IV
avenida (la)	avenue	II
avión (el)	airplane	II

B

bacalao (el)	codfish	IV
bacalao con papas (el)	codfish with potatoes	IV
Balboa	Panamanian currency, a city in Panama	II
batería (la)	battery	II
Bien.	OK.	II
bien caro[a]	really expensive	II
bien cocido[a]	well done	IV
bien crudo[a]	rare	IV
bistec (el)	steak	IV
blusa (la)	blouse	III
boletera (la)	female ticket seller	II
boletería (la)	ticket window	II
boleto (el)	ticket	II
botella (la)	bottle	IV

Bueno	Well	II
bueno[a]	good	IV
Buenas noches.	Good evening. Good night.	I
Buenas tardes.	Good afternoon. Good evening.	I
Buenos días.	Good morning	I
bujías (las)	spark plugs	II
bus (el)	bus	II
busco	I'm looking for	III

C

caballero (el)	gentleman, sir	III
cabo	corporal	I
café (el)	coffee	IV
caja (la)	cash register	III
cake (el)	cake	IV
calzoncillos (los)	shorts, underwear	III
calle (la)	street	II
camarones (los)	shrimp	III
camisa (la)	shirt	III
camiseta (la)	T-shirt	III
capitán	captain	I
caracol (el)	conch, conch shell	III
carburador (el)	carburetor	II
carne (la)	meat	III
carne de puerco (la)	pork	III
carne de puerco molida (la)	ground pork	III
carne molida (la)	ground beef	III
caro[a]	expensive	II
carro (el)	car	II
casi crudo[a]	medium rare	IV

catorce	fourteen	II
cazón (el)	shark	III
cebolla (la)	onion	III
ceda el paso	yield	II
cenar	to dine, eat dinner, have for dinner	IV
cenicero (el)	ashtray	III
centavo (el)	cent	III
cerca de	near	II
cero	zero	I
cerrado	closed	II
cerveza (la)	beer	IV
ceviche (el)	ceviche	III
cien	one hundred	III
cinco	five	I
cine (el)	theater	II
cincuenta	fifty	II
cocktail (el)	cocktail	IV
coco (el)	coconut	IV
coctel (el)	cocktail	IV
coditos (los)	macaroni	IV
color	color	III
de color	of [a certain] color	III
de color amarillo	yellow	III
de color azul	blue	III
de color blanco	white	III
de color celeste	light blue	III
de color chocolate	brown	III
de color gris	gray	III
de color negro	black	III
de color rojo	red	III
de color rosado	pink	III
de color verde	green	III
comer	to eat	IV

como	like	III
¿Cómo?	How?	I
¿Cómo está usted?	How are you?	I
¿Cómo hago para llegar allí?	How do I get there?	II
cómo no	sure, of course, by all means	II
con	with	II
con hielo	on the rocks, with ice	IV
contramaestre	petty officer	I
copa de vino (la)	glass of wine	IV
corbata (la)	tie	III
coronel	colonel	I
corto[a]	short (length of an item)	III
corvina (la)	corvina	III
costillón (el)	chuck roast	III
cuadra (la)	block (in a city)	II
¿Cuál es ...?	What is ...? (lit., Which is ...?)	IV
¿Cuándo?	When?	II
¿Cuánto?	How much	III
¿Cuánto cuesta?	How much does it cost?	III
¿Cuánto es?	How much is it?	II
¿Cuánto es por todo?	How much is it for everything?	II
¿Cuánto quiere por ...?	How much do you want for ...?	III
¿Cuánto tiempo?	How long?	I
¿Cuánto tiempo hace que vive usted en ...?	How long have you been living in ...?	I
cuarenta	forty	II
cuatro	four	I
cuba libre (el)	cuba libre	IV
cuenta (la)	bill, check	IV
cuero (el)	leather	III

CH*

chancletas (las)	slippers	III
chequear	to check	II
Me chequea	[Will you] check ... [for me]?	II
chocolate (el)	chocolate	IV
chorizo (el)	sausage	IV
chuletas (las)	pork chops	III

D

daiquirí (el)	daiquiri	IV
daiquirí frozen (el)	frozen daiquiri	IV
damas	ladies	II
de	from, of	I
¿De dónde es usted?	Where are you from?	I
De nada.	You are welcome.	III
¿De qué está hecho[a]?	What is it made of?	III
Déjeme	Let me .... (command, sing.)	II
delicioso[a]	delicious	IV
Deme.	Give me. (command, sing.)	III
derrumbes	slide area	II
desayunar	to breakfast, eat breakfast, have for breakfast	IV
¿Desea usted....?	Would you (sing.) like....?	III
desvío	detour	II
día (el)	day	I
diecinueve	nineteen	II
dieciocho	eighteen	II

*The "ch" is considered a separate letter in the Spanish alphabet.

dieciséis	sixteen	II
diecisiete	seventeen	II
diez	ten	I
Doble.	Turn. (command, sing.)	II
doce	twelve	II
doctor (el)	doctor	I
dólar (el)	dollar	II
domingo (el)	Sunday	II
¿Dónde?	Where?	I
dos	two	I

E

el	the (masc. sing.)	I
él	he, him	IV
ella	she, her	IV
en	in, at	I
en punto	exactly; on the dot	II
En un momentito.	Just a second.	IV
Encantada.	I'm delighted. (Used by women only.)	I
ensalada (la)	salad	IV
entonces	then	II
entrada	entrance	II
equipaje (el)	luggage	II
Es hecho[a] a mano.	It's handmade.	III
esa	that (fem. sing.)	II
ésa	that one (fem. sing.)	III
esas, ésas	those (fem. pl.)	III
ese	that (masc. sing.)	II
ése	that one (masc. sing.)	III
eso	that (neuter)	III
esos, ésos	those (masc. pl.)	III

especialidad (la)	specialty	IV
especialista	specialist	I
especias (la)	spices	IV
esposa (la)	wife	I
esposo (el)	husband	I
esquina (la)	corner	II
esta	this (fem. sing.)	II
ésta	this one (fem. sing.)	III
estas, éstas	these (fem. pl.)	III
Está bien.	OK. It's OK.	III
¿Está libre?	Are you free?	II
estación (la)	station	II
estación de buses (la)	bus station	II
estación del tren (la)	train station	II
estatua (la)	statue	III
este	this (masc. sing.)	III
éste	this one (masc. sing.)	III
esto	this (neuter)	III
estos, éstos	these (masc. pl.)	III
Estoy libre mañana.	I'm free tomorrow.	II

F

falda (la)	skirt	III
fin de semana (el)	weekend	II
fino[a]	of good quality	III
frenos (los)	brakes	II
fresa (la)	strawberry	IV
frío (el)	cold	I
fruta (la)	fruit	III

G

gallina (la)	chicken, hen	III
gallo pinto (el)	rice with red beans	IV
gasolina (la)	gasoline	II
gasolinera (la)	gas station	II
general	general	I
gracias	thank you	I
grande	big, large	III
guardia (el)	officer (Panamanian policeman)	II
guayaba (la)	guava	III
guayabera (la)	guayabera (a shirt)	III
guineo (el)	banana	IV
guisado (el)	stew	IV

H

Hace calor.	It is hot.	I
Hace frío.	It is cold.	I
Hace viento.	It is windy.	I
Hace dos meses que vivo aquí.	I have been living here for two months.	II
hasta	till, (up) to	II
hasta el final	to the end	II
Hasta la vista.	See you later. Till later.	I
Hasta luego.	See you later. Till later.	I
Hasta mañana.	See you tomorrow. Till tomorrow.	II
hay	there is, there are	II
Hay que	It is necessary to	II
hecho[a] a mano	handmade	III
helado (el)	ice cream; iced (adj.)	IV
hielo (el)	ice	IV

hija (la)	daughter	I
hijo (el)	son	I
hijos (los)	children	I
horario (el)	schedule	II
horario de llegadas	arrivals (schedule of)	II
horario de salidas	departures (schedule of)	II
hotel (el)	hotel	II
hoy	today	II
huevo (el)	egg	IV
huevo duro (el)	hard-boiled egg	IV
huevo frito (el)	fried egg	IV
huevo revuelto (el)	scrambled egg	IV
huevo volteado (el)	egg, over easy	IV

I

información	information	II
inundación	flood area	II

J

jabón (el)	soap	III
jueves (el)	Thursday	II

K

kilómetro (el)	kilometer	II

L

la	the (fem. sing.)	I
lancha (la)	ferry	II
langosta (la)	lobster	III
langostinos (los)	prawns	III
largo[a]	long	III
¿Le gusta ...?	Do you (sing.) like ...?	I
¿Les gusta ...?	Do you (pl.) like ...?	I
Le pone un cuarto.	Put in a quart.	II

Le presento a mi esposa.	[May] I introduce my wife to you?	I
leche (la)	milk	IV
lechuga (la)	lettuce	III
lejos de	far from	II
libra (la)	pound	III
libra y media	a pound and a half	III
limón (el)	lemon	IV
Lo siento.	I'm sorry.	I
lomo redondo (el)	round roast	III
los, las	the (masc. pl., fem. pl.)	II
lunes (el)	Monday	II

LL*

llanta (la)	tire	II
llegar	to arrive	III
llenar	to fill	III
lleva	you (sing.) take	II

M

madera (la)	wood	III
maleta (la)	suitcase	II
manga (la)	sleeve	III
de manga corta	short-sleeved	III
de manga larga	long-sleeved	III
mango (el)	mango	III
mantequilla (la)	butter	IV
mañana	tomorrow	II
mañana (la)	morning	II
mañana por la mañana	tomorrow morning	II

*The "ll" is considered a separate letter in the Spanish alphabet.

marido (el)	husband	I
martes (el)	Tuesday	II
más	more	II
Más despacio.	Slower.	II
Me queda bien.	It fits me.	III
mecánico (el)	mechanic	II
medias (las)	socks	III
medias largas (las)	stockings	III
menos	less	II
menú (el)	menu	IV
mes (el)	month	I
mesa (la)	table	IV
metal (el)	metal	III
mi	my (sing.)	I
mí	me, myself	III
miércoles (el)	Wednesday	II
mola (la)	mola	III
motor (el)	engine, motor	II
Mucho gusto.	Glad to meet you. A pleasure to have met you.	I
muy	very	II
Muy agradecido.	Thank you very much.	II
Muy amable.	Very kind of you.	II
Muy bien.	Very well. Fine.	I

N

nada	nothing	IV
no ... nada	not ... anything	IV
naranja (la)	orange	III

necesitar	to need	III
niña (la)	girl	I
niño (el)	boy	I
no	no, not	I
No comprendo.	I don't understand.	II
¿No me hace una rebajita?	Won't you give me a [little] discount?	III
¿No me lo [la] deja en (followed by amount)?	Won't you let me have it for (followed by amount)?	III
noche (la)	night, evening	IV
esta noche	this evening, tonight	II
nos gusta	we like	I
nosotros	we	I
noventa	ninety	III
nueve	nine	I

O

o	or	II
ochenta	eighty	III
ocho	eight	I
oficina de reclamos	customer service	II
once	eleven	II
oro (el)	gold	III

P

Pague.	Pay. (command, sing.)	III
pan (el)	bread	IV
Panamá	Panama (Name of the country and also the name of the capital city.)	II

panameño[a]	Panamanian	II
pantalones (los)	pants	III
papa (la)	potato	III
papas fritas (las)	french fries	IV
papaya (la)	papaya	III
par (el)	pair	III
para Colón	to Colón	II
¿Para cuándo?	For when?	IV
¿Para qué hora?	For what time?	IV
Para servirle.	At your service.	I
pargo (el)	red snapper	III
pasaje (el)	ticket (for traveling)	II
pedir	to order	IV
peligro	danger	II
pequeño[a]	small	II
Perdone.	Excuse me.	II
pero	but	I
persona (la)	person	IV
pescado (el)	fish	III
peticote (el)	slip	III
piedra (la)	stone	III
piedra de jabón (la)	soapstone	III
piña (la)	pineapple	III
piña colada (la)	piña colada	IV
plata (la)	silver	III
plátano (el)	plantain	IV
platinos (los)	points (in a car)	II
plato del día (el)	special of the day	IV
pollo (el)	chicken	III

por	for, in exchange for	II
por él, ella	for it, in exchange for it	III
Por aquí.	This way.	IV
¿Por cuánto?	For how much?	II
por esa calle	down that street	II
por la mañana	in the morning	II
por la noche	in the evening	II
por la tarde	in the afternoon	II
por favor	please	II
¿Por qué?	Why?	III
¿Por qué tan caro?	Why so expensive?	III
por supuesto	of course, by all means, sure	III
porque	because	III
postre (el)	dessert	IV
Presidencia (La)	the Presidential Palace	II
primero	first, to start with	IV
profesor (el), profesora (la)	teacher	I
próximo[a]	next	II
pruébese	try on (command, sing.)	III
¿Puede?	Can you?	II
¿Puedo?	Can I?	II
puente angosto	narrow bridge	II

Q

¿Qué?	What?	II
¿Qué es eso?	What is that?	III
¿Qué es esto?	What is this?	III
¿Qué otra cosita?	What else? Anything else?	III
¿Qué tal está ...?	How is ...?	IV
¿Qué tiene?	What's wrong with it?	II

queda	it is located	II
Queda a (followed by distance).	It is located (followed by distance).	II
¿Dónde queda ...?	Where is ... located?	II
querer	to want	IV
quince	fifteen	II

R

radiador (el)	radiator	II
rebajita (la)	a [little] discount	III
Regular	Regular (gas)	II
repollo (el)	cabbage	III
reservar	to reserve	IV
restaurante (el)	restaurant	II
ron (el)	rum	IV
ropa vieja (la)	shredded meat	IV

S

sábado (el)	Saturday	II
saco (el)	sport coat	III
sala de espera	waiting room	II
salida	exit	II
salir	to leave	III
sancocho (el)	chicken soup with vegetables and spices	IV
sargento	sergeant	I
Se ahoga.	It chokes.	II
Se calienta.	It overheats. It heats up.	II
seco (el)	a type of white rum	IV

Se lo [la] dejo en (followed by amount).	I'll let you have it for (followed by amount).	III
seda (la)	silk	III
seguir	to continue, keep going	III
seis	six	I
semana (la)	week	I
señor (el)	Mr., sir	I
señor guardia	officer (used to address a Panamanian policeman)	II
señora	ma'am	II
señora de (la)	Mrs.	I
señores	gentlemen, sirs	IV
Se para.	It stalls. It stops.	II
servicio (el)	restroom	IV
sesenta	sixty	II
setenta	seventy	III
sí	yes	I
siete	seven	I
sin	without	IV
sin hielo	straight, without ice	IV
soda (la)	soda	IV
solamente	only	II
soldado	private	I
sombrero (el)	hat	III
somos de	we are from	I
sopa (la)	soup	IV
sopa de la casa (la)	soup of the day	IV

Soy (followed by your name).	I am (name).	I
soy de	I am from	I
su	your (sing.)	IV
Super	Super (gas)	II

T

taller (el)	repair shop	II
taller mecánico (el)	auto shop	II
tamaño (el)	size	III
también	also, too	II
tan caro[a]	so expensive	III
tanto	so much, that much	II
tarde (la)	evening, afternoon	II
taxi (el)	taxi	II
taza (la)	cup	IV
té (el)	tea	IV
té helado (el)	iced tea	IV
tengo	I have	I
Tengo que	I have to	I
teniente	lieutenant	I
tiempo (el)	time	II
tiquete (el)	ticket, one-way ticket	II
tiquete de ida y vuelta (el)	round-trip ticket	II
tocino (el)	bacon	IV
todo	all, everything	II
tomar	to drink	IV
¿Y de tomar?	And to drink?	IV
tomate (el)	tomato	III
tortillas (las)	tortillas	IV
trabajar	to work	III

traer	to bring	III
traje (el)	dress	III
trece	thirteen	II
treinta	thirty	II
tres	three	I

U

un	a, an, one (masc. sing.)	I
una	a, an, one (fem. sing.)	I
una vía	one way	II
uno	one (masc. sing.)	II
uno	one (number)	I
unos, unas	some	III
usa	you (sing.) wear	III
usted	you (sing.)	I
ustedes	you (pl.)	I

V

va a	you (sing.) are going; he, she, it is going	III
vaso (el)	glass	IV
veinte	twenty	II
velocidad máxima	maximum speed	II
ver	to see	III
viernes (el)	Friday	II
vino (el)	wine	IV
vino blanco (el)	white wine	IV
vino rosado (el)	rosé wine	IV
vino tinto (el)	red wine	IV

Vire.	Turn. (command, sing.)	II
vivir	to live	III
voy a	I'm going to	III

W*

whiskey (el)	scotch	IV

Y

y	and	I
Ya está.	All done.	II
yo	I	I
yuca (la)	yucca	IV

Z

zanahoria (la)	carrot	III
zapatos (los)	shoes	III

*The "w" is not a letter in the Spanish alphabet. Words with this letter are acquired from other languages.

CUMULATIVE GLOSSARY

ENGLISH – SPANISH

A

a, an	un, una	I
about, approximately, more or less	más o menos	II
afternoon	tarde (la)	II
Good afternoon.	Buenas tardes.	I
in the afternoon	por la tarde	II
airplane	avión (el)	II
airport	aeropuerto (el)	II
all	todo	II
All done.	Ya está.	II
also	también	II
am	soy, estoy	I, II
I am from	Soy de	I
I am free today.	Estoy libre hoy.	II
and	y	I
anything	algo	IV
not ... anything	no ... nada	IV
Anything else?	¿Qué otra cosita?	III
arrivals (schedule of)	horario de llegadas	II
to arrive	llegar	III
ashtray	cenicero (el)	III
at (followed by place)	en	I
At your service.	Para servirle.	I
auto	carro (el)	II
avocado	aguacate (el)	III

B

Balboa (Panamanian currency, a city in Panama)	Balboa	II
banana	guineo (el)	II
battery	batería (la)	II
because	porque	III
beer	cerveza (la)	IV
big	grande	II
bill, check	cuenta (la)	IV
black	de color negro	III
block (in a city)	cuadra (la)	II
blouse	blusa (la)	III
blue	de color azul	III
bottle	botella (la)	IV
boy	niño (el)	I
brakes	frenos (los)	II
to breakfast, eat breakfast, have for breakfast	desayunar	IV
to bring	traer	III
brown	de color chocolate	III
bus	bus (el)	II
bus station	estación de buses (la)	II
but	pero	I
butter	mantequilla (la)	IV
to buy	comprar	III
by all means	cómo no por supuesto	II III

C

cabbage	repollo (el)	III
cake	cake (el)	IV
Can I ...?	¿Puedo ...?	III
Can you (sing.) ...?	¿Puede (usted) ...?	II
captain	capitán	I
car	carro (el)	II
carburetor	carburador (el)	II
carrot	zanahoria (la)	III
cash register	caja (la)	III
cent	centavo (el)	III
check, bill	cuenta (la)	IV
to check	chequear	II
chicken	pollo (el), gallina (la)	III
chicken and rice	arroz con pollo (el)	III
children	hijos (los)	I
chocolate	chocolate (el)	IV
It chokes.	Se ahoga.	II
chuck roast	costillón (el)	II
closed	cerrado	II
cocktail	cocktail (el)	IV
	coctel (el)	IV
coconut	coco (el)	IV
codfish	bacalao (el)	IV
coffee	café (el)	IV
cold	frío (el)	I
It is cold.	Hace frío.	I
It is a little cold.	Hace un poco de frío.	I
It is very cold.	Hace mucho frío.	I

colonel	coronel	I
color (of [a certain] color)	de color	III
conch, conch shell	caracol (el)	III
to continue, keep going	seguir	III
Continue. (command, sing.)	Siga.	II
corner	esquina (la)	II
corporal	cabo	I
it costs	cuesta	III
cotton	algodón (el)	I
cuba libre	cuba libre (el)	IV
cup	taza (la)	IV
customer service	oficina de reclamos	II

D

daiquiri frozen daiquiri	daiquirí (el) daiquirí frozen (el)	IV IV
danger	peligro	II
daughter	hija (la)	I
day	día (el)	I
delicious	delicioso[a]	IV
I'm delighted. (Used by women only.)	Encantada.	I
departures (schedule of)	horario de salidas	II
dessert	postre (el)	IV
to dine, eat dinner, have for dinner	cenar	IV
discount [a little]	rebajita (la)	III
doctor	doctor (el)	I

dollar	dólar (el)	I
down that street	por esa calle	II
dress	traje (el)	III
to drink	tomar	IV

E

to eat	comer	IV
egg	huevo (el)	
eggs, over easy	huevos volteados (los)	IV
fried eggs	huevos fritos (los)	IV
hard-boiled eggs	huevos duros (los)	IV
scrambled eggs	huevos revueltos (los)	IV
eight	ocho	I
eighteen	dieciocho	II
eighty	ochenta	III
eleven	once	II
engine	motor (el)	II
entrance	entrada	II
evening	noche (la)	IV
good evening	buenas noches	I
	buenas tardes	I
in the evening	por la noche	IV
everything	todo	II
Excuse me.	Perdone.	II
exit	salida	II
expensive	caro[a]	II

F

far from	lejos de	II
ferry	lancha (la)	II
fifteen	quince	II
fifty	cincuenta	II
to fill	llenar	IV
Fine.	Bien. Muy bien.	I

fish	pescado (el)	III
first, to start with	primero	IV
It fits me.	Me queda bien.	III
five	cinco	I
to fix	arreglar	II
flood area	inundación	II
for	por, para	II
For how much?	¿Por cuánto?	II
for it, in exchange for it	por él, ella	III
for me (to be used by me)	para mí	III
For what time?	¿Para qué hora?	IV
For when?	¿Para cuándo?	III
forty	cuarenta	II
four	cuatro	I
fourteen	catorce	II
free (to have time)	libre	II
french fries	papas fritas (las)	IV
Friday	viernes (el)	II
friend	amigo (el), amiga (la)	I
from	de	I
fruit	fruta (la)	III

G

gas, gasoline	gasolina (la)	II
gas station	gasolinera (la)	II
general	general	I
gentleman	caballero (el)	III
to get (to a place)	llegar	II

girl	niña (la)	I
Give me. (command, sing.)	Deme.	III
Give us. (command, sing.)	Denos.	IV
Glad to meet you.	Mucho gusto.	I
glass	vaso (el), copa (la)	IV
glass of water	vaso de agua (el)	IV
glass of wine	copa de vino (la)	IV
going to	va a, van a, voy a, vamos a	III
gold	oro (el)	III
good	bueno[a]	IV
good-bye	adiós	I
gray	de color gris	III
green	de color verde	III
grilled	a la parrilla	IV
ground beef	carne molida (la)	III
ground pork	carne de puerco molida (la)	III
guava	guayaba (la)	III

H

handmade	hecho[a] a mano	III
hat	sombrero (el)	III
to have	tener	IV
I have to, must	tengo que	I
he	él	IV
her	ella	IV
here	aquí	I
Here you are.	Aquí tiene.	II
him	él	IV

it's hot	hace calor	I
hotel	hotel (el)	II
How?	¿Cómo?	I
How far?	¿A qué distancia?	II
How is ...?	¿Qué tal está ...?	IV
How long?	¿Cuánto tiempo?	I
How much?	¿Cuánto?	III
How much do you (sing.) want for ...?	¿Cuánto quiere (usted) por ...?	III
How much is ...?	¿Cuánto cuesta ...?, ¿A cómo está ...?	III
How much is it?	¿Cuánto es?	II
How much is it for everything?	¿Cuánto es por todo?	II
husband	esposo (el), marido (el)	I

I

I	yo	I
ice	hielo (el)	IV
ice cream	helado (el)	IV
in	en, por	I
I live in	(Yo) vivo en	I
in the evening	por la noche	II
information	información	II
[May]I introduce my wife to you?	Le presento a mi esposa.	I

J

Just a second.	En un momentito.	IV

K

Keep going. (command, sing.)	Siga.	II
kilometer	kilómetro (el)	II
kind	amable	II

L

lady	señora (la), dama (la)	II
large	grande	II
leather	cuero (el)	III
to leave	salir	III
left	izquierda (la)	II
lemon	limón (el)	IV
less	menos	II
Let me	Déjeme	II
lettuce	lechuga (la)	II
lieutenant	teniente	I
light blue	de color celeste	III
like	como	III
I like ...	Me gusta ...	I
Would you (sing.) like ...?	¿Desea usted ...?	III
to live	vivir	III
lobster	langosta (la)	III
It is located (followed by distance).	Queda a (followed by distance).	II
Where is ... located?	¿Dónde queda ...?	II
I'm looking for	busco	III

long	largo[a]	III
luggage	equipaje (el)	II
to lunch, eat lunch, have for lunch	almorzar	IV

M

ma'am	señora	I
made out of	hecho[a] de	III
major	mayor	I
mango	mango (el)	III
maximum speed	velocidad máxima	II
meat	carne (la)	III
mechanic	mecánico (el)	II
medium rare	casi crudo	IV
menu	menú (el)	IV
metal	metal (el)	III
milk	leche (la)	IV
moment (brief)	momentito (el)	IV
month	mes (el)	I
Monday	lunes (el)	II
more	más	II
more or less	más o menos	II
morning	mañana (la)	II
good morning	buenos días	I
in the morning	por la mañana	I
Mr.	señor (el)	I
Mrs.	señora de (la)	I

N

narrow bridge	puente angosto	II
near	cerca de	II
to need	necesitar	III
next	próximo[a]	II
night	noche (la)	IV
good night	buenas noches	I
tonight	esta noche	IV
nine	nueve	I
nineteen	diecinueve	II
ninety	noventa	III
no	no	I
not	no	I
not ... anything	no ... nada	IV
nothing	nada	IV
now	ahora	II

O

of course	cómo no	II
	por supuesto	III
officer (Panamanian policeman)	guardia (el); señor guardia (when addressing him)	II
oil	aceite (el)	II
OK.	Bien. Está bien. Bueno.	II
one	uno[a]	II
one hundred	cien	III
onion	cebolla (la)	III
only	solamente	II

open	abierto	II
to order	pedir	IV
it overheats	se calienta	II

P

pair	par (el)	III
Panama (Name of the country and also of the capital city.)	Panamá	II
Panamanian	panameño[a]	II
pants	pantalones (los)	III
papaya	papaya (la)	III
Pay. (command, sing.)	Pague.	IV
person	persona (la)	IV
piña colada	piña colada (la)	IV
pineapple	piña (la)	III
plantain	plátano (el)	IV
please	por favor	II
points (in a car)	platinos (los)	II
policeman	guardia (el)	II
pork ground pork	carne de puerco (la) carne de puerco molida (la)	III III
pork chops	chuletas (las)	III
potato	papa (la)	III
pound a pound and a half	libra (la) libra y media	III III
prawns	langostinos (los)	III
Presidential Palace	La Presidencia	II
private (rank)	soldado	I
Put in	Le pone	II

Q

of good quality	fino[a]	III
quart	cuarto (el)	II
quarter	cuarto	II
a quarter past	... y cuarto.	II

R

radiator	radiador (el)	II
rare	bien crudo	IV
red	de color rojo	III
red snapper	pargo (el)	III
Regular (gas)	Regular	II
to reserve	reservar	IV
restaurant	restaurante (el)	II
rice	arroz (el)	IV
right	derecha (la)	II
roast (round)	lomo redondo (el)	III

S

salad	ensalada (la)	IV
Saturday	sábado (el)	II
sausage	chorizo (el)	IV
seaman	marinero	I
to see	ver	III
See you later.	Hasta la vista.	I
	Hasta luego.	I
See you tomorrow.	Hasta mañana.	II
sergeant	sargento	I
seven	siete	I

seventeen	diecisiete	II
seventy	setenta	III
scotch	whiskey (el)	IV
shark	cazón (el)	III
she	ella	IV
shirt	camisa (la)	III
shoes	zapatos (los)	III
shop (repair)	taller (el)	II
auto shop	taller mecánico (el)	II
short (length of an item)	corto[a]	III
shorts, underwear	calzoncillos (los)	III
shredded meat	ropa vieja (la)	IV
shrimp	camarones (los)	III
silk	seda (la)	III
silver	plata (la)	III
sir	caballero, señor	III
six	seis	I
sixteen	dieciséis	II
sixty	sesenta	II
size	tamaño (el)	III
skirt	falda (la)	III
sleeve	manga (la)	III
long-sleeved	de manga larga	III
short-sleeved	de manga corta	III
slide area	derrumbes	II
slip	peticote (el)	III
slippers	chancletas (las)	III
Slower.	Más despacio.	II

small	pequeño[a]	II
so	tan	III
so much, that much	tanto	II
soap	jabón (el)	III
soapstone	piedra de jabón (la)	III
socks	medias (las)	III
soda	soda (la)	IV
some	unos, unas	III
something	algo	IV
sometimes	a veces	II
son	hijo (el)	I
I'm sorry.	Lo siento.	I
soup	sopa (la)	IV
spark plugs	bujías (las)	II
special (at a restaurant)	plato (el)	IV
specialist	especialista	I
specialty	especialidad (la)	IV
spices	especias (las)	IV
sport coat	saco (el)	III
it stalls	se para	II
it starts	arranca	II
station	estación (la)	II
statue	estatua (la)	III
steak	bistec (el)	IV
stew	guisado (el)	IV
stockings	medias largas (las)	III
stone	piedra (la)	III

stop	alto	II
straight ahead	derecho	II
strawberry	fresa (la)	IV
street	calle (la)	II
suitcase	maleta (la)	II
Sunday	domingo (el)	II
Super (gas)	Super	II
sure	cómo no por supuesto	II III

T

table	mesa (la)	IV
Won't you take me?	¿No me lleva?	II
tank	tanque (el)	II
taxi	taxi (el)	II
teacher	profesor (el) profesora (la)	I
ten	diez	I
Thank you.	Gracias.	I
Thank you very much.	Muchas gracias. Muy agradecido[a].	II
that	ese (masc.), esa (fem.), eso (neuter)	II III
that one	ése (masc.), ésa (fem.)	III
the	el (masc. sing.), la (fem. sing.), los (masc. pl.), las (fem. pl.)	I I II II
theater	cine (el)	II
then	entonces	II
there	allí	II
there is (are)	hay	II

these	estos, éstos (masc.);	III
	estas, éstas (fem.)	III
thirteen	trece	II
thirty	treinta	II
this	este (masc.), esta (fem.),	II
	esto (neuter)	III
this one	éste (masc.), ésta (fem.)	III
this way	por aquí	IV
those	esos, ésos (masc.);	III
	esas, ésas (fem.)	III
three	tres	I
Thursday	jueves (el)	II
ticket	tiquete (el), boleto (el), pasaje (el)	II
one-way ticket	tiquete (el)	II
round-trip ticket	tiquete de ida y vuelta (el)	II
ticket seller	boletera (la) boletero (el)	II
ticket window	boletería (la)	II
tie	corbata (la)	III
time	tiempo (el)	II
tire	llanta (la)	II
to (preceding destination)	a, hasta, para	II
To the bus station.	A la estación de buses.	II
Continue to the end.	Siga hasta el final.	II
A (one-way) ticket to Colón.	Un tiquete para Colón.	II
today	hoy	II
tomato	tomate (el)	III
tomorrow	mañana	II
tonight	esta noche	II
tortillas	tortillas (las)	IV

train	tren (el)	II
try on (command, sing.)	pruébese	III
T-shirt	camiseta (la)	III
Tuesday	martes (el)	II
to tune up	afinar	II
Turn. (command, sing.)	Doble. Vire.	II
twelve	doce	II
twenty	veinte	II
two	dos	I

U

[I don't] understand.	[No] comprendo.	II

V

very	muy	II
Very kind of you.	Muy amable.	II

W

waiting room	sala de espera	II
to want	querer	IV
water	agua (el)	II
we	nosotros	I
What size do you (sing.) wear?	¿Que tamaño usa (usted)?	III
Wednesday	miércoles (el)	II
week	semana (la)	I
weekend	fin de semana (el)	II
Well	Bueno	II
well done	bien cocido[a]	IV
What?	¿Qué?	II

What else?	¿Qué otra cosita?	III
What is ...? (lit., Which is ...?)	¿Cuál es ...?	IV
When?	¿Cuándo?	II
Where?	¿Dónde?	I
white	de color blanco	III
Why?	¿Por qué?	III
wife	esposa (la)	I
wind	viento (el)	I
wine	vino (el)	IV
red wine	vino tinto (el)	IV
rosé wine	vino rosado (el)	IV
white wine	vino blanco (el)	IV
with	con	II
without	sin	IV
without ice, straight	sin hielo	IV
wood	madera (la)	III
to work	trabajar	III
What's wrong with it?	¿Qué tiene?	II
There's something wrong with the radiator.	Tengo malo el radiador.	II

Y

you	usted (sing.) ustedes (pl.)	I
your (sing.)	su	IV

Z

zero	cero (el)	I

Photo History Section

(Information from Wikipedia, WikiCommons, Creative Commons, and Flickr)

Countries-Panama-provinces-2005-10-18-en

Page: Title Page

Revision	Date/Time	Thumbnail	Dimensions	User/Author	Comment	License
Current	11:32, 10 January 2006		1,409×642 (88 KB)	SabineCretella SilverHelm	(copied from en.wikipedia: http://en.wikipedia.org/wiki/Image:Countries-Panama-provinces-2005-10-18-en.png	Creative Commons Attribution-Share Alike 2.5 Generic

Chapel at Old Panama

Page: 10

Revision	Date/Time	Thumbnail	Dimensions	User/Author	Comment	License
Current	04/21/05		1200x1600 (318 KB)	Runako Godfrey		*Creative Commons Attribution 2.0 Generic*

DirkvdM panama bridge

Page: 24

Revision	Date/Time	Thumbnail	Dimensions	User/Author	Comment	License
Current	12:57, 17 August 2006		1,668×1,408 (595 KB)	Dirk van der Made	(The 'Puente de las Americas' near Panamá City, seen from the foot of Cerro Ancón. Original filename: 040418_9401_rc.jpg {{dvdm-h6}})	***GNU Free Documentation License**, Version 1.2 or any later version published by the Free Software Foundation*
	08:11, 7 August 2006		1,088×816 (174 KB)	Dirk van der Made	(The 'Puente de las Americas', crossing the Panamá Canal to the North of Panamá City, ssen from the foot of Cerro Ancón. Original filename: 040418_9401_rc.jpg {{dvdm-h6}})	***GNU Free Documentation License**, Version 1.2 or any later version published by the Free Software Foundation*

Panama Canal Administration Building 01

Page: 25

Revision	Date/Time	Thumbnail	Dimensions	User/Author	Comment	License
Current	05:53, 11 June 2005		2,048×1,536 (613 KB)	Dozenist	(May 28, 2005. Source: Photo taken by Dozenist {{GFDL}}{{cc-by-sa-2.0}} Category:Panama Canal\) ***Photo was cropped for use in this book.***	Creative Commons Attribution-Share Alike 2.0 Generic ***GNU Free Documentation License**, Version 1.2 or any later version published by the Free Software Foundation*

Current revision was cropped 13 April 2009 for book

Altardeoro

Page: 38

Revision	Date/Time	Thumbnail	Dimensions	User/Author	Comment	License
Current	21:53, 10 December 2008		648×968 (206 KB)	Osopolar	({{Information |Description={{en| 1=Altar de Oro, the golden altar, in the San José Church, Panama City. }} | Source=Own work by uploader | Author=Osopolar |Date= |Permission= | other_versions= }} <!--{{ImageUpload| full}}--> [[Category:Pana)	Creative Commons Attribution-Share Alike 3.0 Unported ***GNU Free Documentation License**, Version 1.2 or any later version published by the Free Software Foundation*

Portobelo Ruins and bay

Page: 39

Revision	Date/Time	Thumbnail	Dimensions	User/Author	Comment	License
Current	18:24, 11 February 2009		1,200×900 (414 KB)	Tedder	(I am the author.)	Creative Commons Attribution 3.0

Koeh-029

Page: 48

Revision	Date/Time	Thumbnail	Dimensions	User/Author	Comment	License
Current	03:09, 25 January 2007		395×593 (169 KB)	Editor at Large	(removed caption; information is/should be in summary)	**public domain**
	18:27, 5 August 2005		395×593 (169 KB)	Editor at Large	(Source: [http://pharm1.pharmazie.uni-greifswald.de/allgemei/koehler/koeh-eng.htm List of Koehler Images] Copyright expired due to age of image Source: from "Koehler's Medicinal-Plants" 1887 {{GFDL-DD}} Category:Koehler1887\)	**public domain**

Copa Airlines Hub of the Americas

Page: 54

Revision	Date/Time	Thumbnail	Dimensions	User/Author	Comment	License
Current	01:52, 19 May 2007		1,280×960 (543 KB)	Schonbrunn	(The Hub of the Americas at Tocumen International Airport in Panama City, Panama) ***Photo was cropped for use in this book.***	***GNU Free Documentation License**, Version 1.2 or any later version published by the Free Software Foundation*

Current revision was cropped 16 April 2009 for book

Panama Canal Railway

Page: 58

Revision	Date/Time	Thumbnail	Dimensions	User/Author	Comment	License
Current	19:05, 30 July 2008		450×300 (24 KB)	Weespo	({{Information |Description=Panama Canal Railway locomotive sits in a station in Colon |Source=self-made | Date=6/22/2008 |Author= Weespo | Permission= |other_versions= }} Category:Kansas City Southern Railway)	Creative Commons Attribution-Share Alike 3.0 Unported

Panamaairportmap

Page: 71

Revision	Date/Time	Thumbnail	Dimensions	User/Author	Comment	License
Current	19:26, 16 March 2009		958×1,000 (385 KB)	Karl Musser	({{Information |Description=This is a route map for Tocumen International Airport as of March 2009. Map is an Azimuthal equidistant projection centered on the airport so straight lines from Panama City are along great circle routes. Data source was individual airline websites.)	Creative Commons Attribution-Share Alike 3.0 Unported

Exclusa Miraflores Canal de Panama Panorama

Page: 73

Revision	Date/Time	Thumbnail	Dimensions	User/Author	Comment	License
Current	03:34, 29 November 2007		765×435 (347 KB)	Mario Roberto Duran Ortiz	({{Information |Description= Navio en tránsito por la Exclusa de Miraflores, Canal de Panamá |Source=self-made | Date= 24 Ago 2006 |Author= Mario Roberto Duran Ortiz Mariordo | Permission= not required. Self-made. Picture taken in a public place)	Creative Commons Attribution 3.0 Unported ***GNU Free Documentation License**, Version 1.2 or any later version published by the Free Software Foundation*

PanamenianPollera

Page: 86

Revision	Date/Time	Thumbnail	Dimensions	User/Author	Comment	License
Current	22:45, 22 March 2009		600×800 (95 KB)	Anel Salas	({{Information |Description={{en| Panamenian Pollera(Anel Salas, 2006);}} |Source=Transferred from [http://en.wikipedia.org en.wikipedia] | Date=2006-05-18 (original upload date) | Author=Original uploader was Anelsalas at [http://en.wi)	***GNU Free Documentation License**, Version 1.2 or any later version published by the Free Software Foundation*

Missouri panama canal

Page: 89

Revision	Date/Time	Thumbnail	Dimensions	User/Author	Comment	License
Current	15:22, 23 February 2006		595×741 (108 KB)	Schlendrian	***(First uploaded to engl. Wikipedia 03:24, 22 April 2005 . . TomStar81 His descrption: Photo #: 80-G-701369 USS Missouri (BB-63) In the Miraflores Locks, Panama Canal, 13 October 1945, while en route from the Pacific to New York City to...)***	**public domain**

DirkvdM monumento a balboa

Page: 96

Revision	Date/Time	Thumbnail	Dimensions	User/Author	Comment	License
Current	19:09, 23 August 2006		1,132×836 (186 KB)	Dirk van der Made	(The Monumento a Balboa in Panamá City, with the new city highrise in the background Original filename: 040418_9413.jpg {{dvdm-h6}})	***GNU Free Documentation License**, Version 1.2 or any later version published by the Free Software Foundation*

DirkvdM_panama_hotel_lobby

Page: 108

Revision	Date/Time	Thumbnail	Dimensions	User/Author	Comment	License
Current	19:31, 6 August 2006		1,136×852 (162 KB)	Dirk van der Made	(The lobby of Hotel Colón in Casco Viejo, Panamá City. Original filename: 040416_9114.jpg {{dvdm-h6}})	***GNU Free Documentation License**, Version 1.2 or any later version published by the Free Software Foundation*

KunaWomanWithMolas

Page: 126

Revision	Date/Time	Thumbnail	Dimensions	User/Author	Comment	License
Current	14:05, 18 February 2006		2,048×1,280 (631 KB)	Johantheghost	(A Kuna woman displays a selection of molas for sale in the San Blas Islands of Panama. Category:National costume Category:Textile arts [])	Creative Commons Attribution ShareAlike 1.0 ***GNU Free Documentation License**, Version 1.2 or any later version published by the Free Software Foundation*

DSC02068, Panama Canal, Colon, Panama

Page: 127

Revision	Date/Time	Thumbnail	Dimensions	User/Author	Comment	License
Current	04/22/06		800x600 (185 KB)	Lyn Gateley	Flea Market at the Terminal	Creative Commons Attribution 2.0 Generic

Cuna Woman sewing

Page: 136

Revision	Date/Time	Thumbnail	Dimensions	User/Author	Comment	License
Current	02/16/04		694x1024 (590 KB)	Christian Dory	Cuna woman sewing	Creative Commons Attribution 2.0 Generic

DirkvdM coffee-drying

Page: 182

Revision	Date/Time	Thumbnail	Dimensions	User/Author	Comment	License
Current	18:56, 6 August 2006		1,095×852 (259 KB)	Dirk van der Made	(Traditional coffee drying at the Alto Boquete plant of Cafe Ruiz, Boquete, Panamá Original filename: 040408_8530.jpg {{dvdm-h6}})	***GNU Free Documentation License**, Version 1.2 or any later version published by the Free Software Foundation*

panama.langostasobrepapitacriolla

Page: 183

Revision	Date/Time	Thumbnail	Dimensions	User/Author	Comment	License
Current	08/22/08		1024x684 (387 KB)	nicole tarazona	panama.langostasobrepapitacriolla	Creative Commons Attribution 2.0 Generic

panama.shrimpshots

Page: 184

Revision	Date/Time	Thumbnail	Dimensions	User/Author	Comment	License
Current	08/22/08		1024x684 (361 KB)	nicole tarazona	panama.shrimpshots	Creative Commons Attribution 2.0 Generic

Pool at the Decameron Resort in Panama 01

Page: 192

Revision	Date/Time	Thumbnail	Dimensions	User/Author	Comment	License
Current	05:53, 11 June 2005		2,048×1,536 (691 KB)	Dozenist	(May 29, 2005 Source: Photo taken by Dozenist {{GFDL}}{{cc-by-sa-2.0}} Category:Panama Swimming Pool Resort\)	Creative Commons Attribution-Share Alike 2.0 Generic ***GNU Free Documentation License***, *Version 1.2 or any later version published by the Free Software Foundation*

Fryingplantains10-28-06b

Page: 200

Revision	Date/Time	Thumbnail	Dimensions	User/Author	Comment	License
Current	01:25, 3 November 2006		2,608×1,468 (2.55 MB)	Dozenist	(Photo taken on October 28, 2006 of plantains frying in a pan. Source: Photo taken by dozenist.)	Creative Commons Attribution-Share Alike 2.0 Generic ***GNU Free Documentation License***, *Version 1.2 or any later version published by the Free Software Foundation*

DirkvdM_panama_ancon

Page: 206

Revision	Date/Time	Thumbnail	Dimensions	User/Author	Comment	License
Current	11:30, 11 August 2006		1,913×805 (242 KB)	Dirk van der Made	(Panamá City seen from Cerro Ancón. Original filename: 040417_9208(3(4))xc.jpg {{dvdm-h6}})	***GNU Free Documentation License***, *Version 1.2 or any later version published by the Free Software Foundation*

GNU Free Documentation License

Version 1.2, November 2002

Copyright (C) 2000,2001,2002 Free Software Foundation, Inc.
51 Franklin St, Fifth Floor, Boston, MA 02110-1301 USA
Everyone is permitted to copy and distribute verbatim copies
of this license document, but changing it is not allowed.

0. PREAMBLE

The purpose of this License is to make a manual, textbook, or other functional and useful document "free" in the sense of freedom: to assure everyone the effective freedom to copy and redistribute it, with or without modifying it, either commercially or noncommercially. Secondarily, this License preserves for the author and publisher a way to get credit for their work, while not being considered responsible for modifications made by others.

This License is a kind of "copyleft", which means that derivative works of the document must themselves be free in the same sense. It complements the GNU General Public License, which is a copyleft license designed for free software.

We have designed this License in order to use it for manuals for free software, because free software needs free documentation: a free program should come with manuals providing the same freedoms that the software does. But this License is not limited to software manuals; it can be used for any textual work, regardless of subject matter or whether it is published as a printed book. We recommend this License principally for works whose purpose is instruction or reference.

1. APPLICABILITY AND DEFINITIONS

This License applies to any manual or other work, in any medium, that contains a notice placed by the copyright holder saying it can be distributed under the terms of this License. Such a notice grants a world-wide, royalty-free license, unlimited in duration, to use that work under the conditions stated herein. The "Document", below, refers to any such manual or work. Any member of the public is a licensee, and is addressed as "you". You accept the license if you copy, modify or distribute the work in a way requiring permission under copyright law.

A "Modified Version" of the Document means any work containing the Document or a portion of it, either copied verbatim, or with modifications and/or translated into another language.

A "Secondary Section" is a named appendix or a front-matter section of the Document that deals exclusively with the relationship of the publishers or authors of the Document to the Document's overall subject (or to related matters) and contains nothing that could fall directly within that overall subject. (Thus, if the Document is in part a textbook of mathematics, a Secondary Section may not explain any mathematics.) The relationship could be a matter of historical connection with the subject or with related matters, or of legal,

commercial, philosophical, ethical or political position regarding them.

The "Invariant Sections" are certain Secondary Sections whose titles are designated, as being those of Invariant Sections, in the notice that says that the Document is released under this License. If a section does not fit the above definition of Secondary then it is not allowed to be designated as Invariant. The Document may contain zero Invariant Sections. If the Document does not identify any Invariant Sections then there are none.

The "Cover Texts" are certain short passages of text that are listed, as Front-Cover Texts or Back-Cover Texts, in the notice that says that the Document is released under this License. A Front-Cover Text may be at most 5 words, and a Back-Cover Text may be at most 25 words.

A "Transparent" copy of the Document means a machine-readable copy, represented in a format whose specification is available to the general public, that is suitable for revising the document straightforwardly with generic text editors or (for images composed of pixels) generic paint programs or (for drawings) some widely available drawing editor, and that is suitable for input to text formatters or for automatic translation to a variety of formats suitable for input to text formatters. A copy made in an otherwise Transparent file format whose markup, or absence of markup, has been arranged to thwart or discourage subsequent modification by readers is not Transparent. An image format is not Transparent if used for any substantial amount of text. A copy that is not "Transparent" is called "Opaque".

Examples of suitable formats for Transparent copies include plain ASCII without markup, Texinfo input format, LaTeX input format, SGML or XML using a publicly available DTD, and standard-conforming simple HTML, PostScript or PDF designed for human modification. Examples of transparent image formats include PNG, XCF and JPG. Opaque formats include proprietary formats that can be read and edited only by proprietary word processors, SGML or XML for which the DTD and/or processing tools are not generally available, and the machine-generated HTML, PostScript or PDF produced by some word processors for output purposes only.

The "Title Page" means, for a printed book, the title page itself, plus such following pages as are needed to hold, legibly, the material this License requires to appear in the title page. For works in formats which do not have any title page as such, "Title Page" means the text near the most prominent appearance of the work's title, preceding the beginning of the body of the text.

A section "Entitled XYZ" means a named subunit of the Document whose title either is precisely XYZ or contains XYZ in parentheses following text that translates XYZ in another language. (Here XYZ stands for a specific section name mentioned below, such as "Acknowledgements", "Dedications", "Endorsements", or "History".) To "Preserve the Title" of such a section when you modify the Document means that it remains a section "Entitled XYZ" according to this definition.

The Document may include Warranty Disclaimers next to the notice which states that this License applies to the Document. These Warranty Disclaimers are considered to be included by reference in this License, but only as regards disclaiming warranties: any other

implication that these Warranty Disclaimers may have is void and has no effect on the meaning of this License.

2. VERBATIM COPYING

You may copy and distribute the Document in any medium, either commercially or noncommercially, provided that this License, the copyright notices, and the license notice saying this License applies to the Document are reproduced in all copies, and that you add no other conditions whatsoever to those of this License. You may not use technical measures to obstruct or control the reading or further copying of the copies you make or distribute. However, you may accept compensation in exchange for copies. If you distribute a large enough number of copies you must also follow the conditions in section 3.

You may also lend copies, under the same conditions stated above, and you may publicly display copies.

3. COPYING IN QUANTITY

If you publish printed copies (or copies in media that commonly have printed covers) of the Document, numbering more than 100, and the Document's license notice requires Cover Texts, you must enclose the copies in covers that carry, clearly and legibly, all these Cover Texts: Front-Cover Texts on the front cover, and Back-Cover Texts on the back cover. Both covers must also clearly and legibly identify you as the publisher of these copies. The front cover must present the full title with all words of the title equally prominent and visible. You may add other material on the covers in addition. Copying with changes limited to the covers, as long as they preserve the title of the Document and satisfy these conditions, can be treated as verbatim copying in other respects.

If the required texts for either cover are too voluminous to fit legibly, you should put the first ones listed (as many as fit reasonably) on the actual cover, and continue the rest onto adjacent pages.

If you publish or distribute Opaque copies of the Document numbering more than 100, you must either include a machine-readable Transparent copy along with each Opaque copy, or state in or with each Opaque copy a computer-network location from which the general network-using public has access to download using public-standard network protocols a complete Transparent copy of the Document, free of added material. If you use the latter option, you must take reasonably prudent steps, when you begin distribution of Opaque copies in quantity, to ensure that this Transparent copy will remain thus accessible at the stated location until at least one year after the last time you distribute an Opaque copy (directly or through your agents or retailers) of that edition to the public.

It is requested, but not required, that you contact the authors of the Document well before redistributing any large number of copies, to give them a chance to provide you with an updated version of the Document.

4. MODIFICATIONS

You may copy and distribute a Modified Version of the Document under the conditions of sections 2 and 3 above, provided that you release the Modified Version under precisely this License, with the Modified Version filling the role of the Document, thus licensing distribution and modification of the Modified Version to whoever possesses a copy of it. In addition, you must do these things in the Modified Version:

A. Use in the Title Page (and on the covers, if any) a title distinct from that of the Document, and from those of previous versions (which should, if there were any, be listed in the History section of the Document). You may use the same title as a previous version if the original publisher of that version gives permission.
B. List on the Title Page, as authors, one or more persons or entities responsible for authorship of the modifications in the Modified Version, together with at least five of the principal authors of the Document (all of its principal authors, if it has fewer than five), unless they release you from this requirement.
C. State on the Title page the name of the publisher of the Modified Version, as the publisher.
D. Preserve all the copyright notices of the Document.
E. Add an appropriate copyright notice for your modifications adjacent to the other copyright notices.
F. Include, immediately after the copyright notices, a license notice giving the public permission to use the Modified Version under the terms of this License, in the form shown in the Addendum below.
G. Preserve in that license notice the full lists of Invariant Sections and required Cover Texts given in the Document's license notice.
H. Include an unaltered copy of this License.
I. Preserve the section Entitled "History", Preserve its Title, and add to it an item stating at least the title, year, new authors, and publisher of the Modified Version as given on the Title Page. If there is no section Entitled "History" in the Document, create one stating the title, year, authors, and publisher of the Document as given on its Title Page, then add an item describing the Modified Version as stated in the previous sentence.
J. Preserve the network location, if any, given in the Document for public access to a Transparent copy of the Document, and likewise the network locations given in the Document for previous versions it was based on. These may be placed in the "History" section. You may omit a network location for a work that was published at least four years before the Document itself, or if the original publisher of the version it refers to gives permission.
K. For any section Entitled "Acknowledgements" or "Dedications", Preserve the Title of the section, and preserve in the section all the substance and tone of each of the contributor acknowledgements and/or dedications given therein.
L. Preserve all the Invariant Sections of the Document, unaltered in their text and in their titles. Section numbers or the equivalent are not considered part of the section titles.
M. Delete any section Entitled "Endorsements". Such a section may not be included in the Modified Version.
N. Do not retitle any existing section to be Entitled "Endorsements" or to conflict in title with any Invariant Section.
O. Preserve any Warranty Disclaimers.

If the Modified Version includes new front-matter sections or appendices that qualify as Secondary Sections and contain no material copied from the Document, you may at your option designate some or all

of these sections as invariant. To do this, add their titles to the list of Invariant Sections in the Modified Version's license notice. These titles must be distinct from any other section titles.

You may add a section Entitled "Endorsements", provided it contains nothing but endorsements of your Modified Version by various parties--for example, statements of peer review or that the text has been approved by an organization as the authoritative definition of a standard.

You may add a passage of up to five words as a Front-Cover Text, and a passage of up to 25 words as a Back-Cover Text, to the end of the list of Cover Texts in the Modified Version. Only one passage of Front-Cover Text and one of Back-Cover Text may be added by (or through arrangements made by) any one entity. If the Document already includes a cover text for the same cover, previously added by you or by arrangement made by the same entity you are acting on behalf of, you may not add another; but you may replace the old one, on explicit permission from the previous publisher that added the old one.

The author(s) and publisher(s) of the Document do not by this License give permission to use their names for publicity for or to assert or imply endorsement of any Modified Version.

5. COMBINING DOCUMENTS

You may combine the Document with other documents released under this License, under the terms defined in section 4 above for modified versions, provided that you include in the combination all of the Invariant Sections of all of the original documents, unmodified, and list them all as Invariant Sections of your combined work in its license notice, and that you preserve all their Warranty Disclaimers.

The combined work need only contain one copy of this License, and multiple identical Invariant Sections may be replaced with a single copy. If there are multiple Invariant Sections with the same name but different contents, make the title of each such section unique by adding at the end of it, in parentheses, the name of the original author or publisher of that section if known, or else a unique number. Make the same adjustment to the section titles in the list of Invariant Sections in the license notice of the combined work.

In the combination, you must combine any sections Entitled "History" in the various original documents, forming one section Entitled "History"; likewise combine any sections Entitled "Acknowledgements", and any sections Entitled "Dedications". You must delete all sections Entitled "Endorsements".

6. COLLECTIONS OF DOCUMENTS

You may make a collection consisting of the Document and other documents released under this License, and replace the individual copies of this License in the various documents with a single copy that is included in the collection, provided that you follow the rules of this License for verbatim copying of each of the documents in all other respects.

You may extract a single document from such a collection, and distribute

it individually under this License, provided you insert a copy of this License into the extracted document, and follow this License in all other respects regarding verbatim copying of that document.

7. AGGREGATION WITH INDEPENDENT WORKS

A compilation of the Document or its derivatives with other separate and independent documents or works, in or on a volume of a storage or distribution medium, is called an "aggregate" if the copyright resulting from the compilation is not used to limit the legal rights of the compilation's users beyond what the individual works permit. When the Document is included in an aggregate, this License does not apply to the other works in the aggregate which are not themselves derivative works of the Document.

If the Cover Text requirement of section 3 is applicable to these copies of the Document, then if the Document is less than one half of the entire aggregate, the Document's Cover Texts may be placed on covers that bracket the Document within the aggregate, or the electronic equivalent of covers if the Document is in electronic form. Otherwise they must appear on printed covers that bracket the whole aggregate.

8. TRANSLATION

Translation is considered a kind of modification, so you may distribute translations of the Document under the terms of section 4. Replacing Invariant Sections with translations requires special permission from their copyright holders, but you may include translations of some or all Invariant Sections in addition to the original versions of these Invariant Sections. You may include a translation of this License, and all the license notices in the Document, and any Warranty Disclaimers, provided that you also include the original English version of this License and the original versions of those notices and disclaimers. In case of a disagreement between the translation and the original version of this License or a notice or disclaimer, the original version will prevail.

If a section in the Document is Entitled "Acknowledgements", "Dedications", or "History", the requirement (section 4) to Preserve its Title (section 1) will typically require changing the actual title.

9. TERMINATION

You may not copy, modify, sublicense, or distribute the Document except as expressly provided for under this License. Any other attempt to copy, modify, sublicense or distribute the Document is void, and will automatically terminate your rights under this License. However, parties who have received copies, or rights, from you under this License will not have their licenses terminated so long as such parties remain in full compliance.

10. FUTURE REVISIONS OF THIS LICENSE

The Free Software Foundation may publish new, revised versions of the GNU Free Documentation License from time to time. Such new versions will be similar in spirit to the present version, but may differ in detail to address new problems or concerns. See http://www.gnu.org/copyleft/.

Each version of the License is given a distinguishing version number. If the Document specifies that a particular numbered version of this License "or any later version" applies to it, you have the option of following the terms and conditions either of that specified version or of any later version that has been published (not as a draft) by the Free Software Foundation. If the Document does not specify a version number of this License, you may choose any version ever published (not as a draft) by the Free Software Foundation.

ADDENDUM: How to use this License for your documents

To use this License in a document you have written, include a copy of the License in the document and put the following copyright and license notices just after the title page:

> Copyright (c) YEAR YOUR NAME.
> Permission is granted to copy, distribute and/or modify this document under the terms of the GNU Free Documentation License, Version 1.2 or any later version published by the Free Software Foundation; with no Invariant Sections, no Front-Cover Texts, and no Back-Cover Texts. A copy of the license is included in the section entitled "GNU Free Documentation License".

If you have Invariant Sections, Front-Cover Texts and Back-Cover Texts, replace the "with...Texts." line with this:

> with the Invariant Sections being LIST THEIR TITLES, with the Front-Cover Texts being LIST, and with the Back-Cover Texts being LIST.

If you have Invariant Sections without Cover Texts, or some other combination of the three, merge those two alternatives to suit the situation.

If your document contains nontrivial examples of program code, we recommend releasing these examples in parallel under your choice of free software license, such as the GNU General Public License, to permit their use in free software.