

Peace Corps

Tagalog language Packet
1990



DOCUMENT RESUME

ED 402 768

FL 024 326

AUTHOR Meman, Paz B.
TITLE Tagalog Language Packet.
INSTITUTION Peace Corps, Manila (Philippines).
PUB DATE [90]
NOTE 367p.
PUB TYPE Guides - Classroom Use - Instructional Materials (For Learner) (051)
LANGUAGE English; Tagalog

EDRS PRICE MF01/PC15 Plus Postage.
DESCRIPTORS Acculturation; Classroom Communication; Community Services; Competency Based Education; Conversational Language Courses; *Daily Living Skills; Dialogs (Language); Family (Sociological Unit); Food; Foreign Countries; Grammar; Health; *Interpersonal Communication; Language Patterns; Monetary Systems; Second Language Instruction; *Second Language Learning; Social Behavior; *Tagalog; Telecommunications; Transportation; Uncommonly Taught Languages; Vocabulary Development; Voluntary Agencies; *Volunteer Training
IDENTIFIERS Peace Corps; *Philippines; Shopping

ABSTRACT

This guide is designed for Tagalog language training of Peace Corps workers in the Philippines, and reflects daily communication needs in that context. It consists of: a quick reference to common expressions and phrases; a series of topical vocabulary and phrase lists; targeted core language competencies, at three proficiency levels; a Tagalog-to-English glossary; a workbook containing drill, completion, matching, identification, and sentence construction exercises; and extensive grammar notes. (MSE)

* Reproductions supplied by EDRS are the best that can be made *
* from the original document. *

U.S. DEPARTMENT OF EDUCATION
Office of Educational Research and Improvement
EDUCATIONAL RESOURCES INFORMATION
CENTER (ERIC)

This document has been reproduced as
received from the person or organization
originating it.

Minor changes have been made to
improve reproduction quality.

• Points of view or opinions stated in this
document do not necessarily represent
official OERI position or policy.

ED 402 768

TAGALOG

LANGUAGE PACKET

BEST COPY AVAILABLE

2

Peace - org. info - w

FL 024 326

THE LANGUAGE PACKET

INTRODUCTION

To provide assistance to Peace Corps Volunteers in Pre-Service Training, the Language Staff have developed and compiled materials in your target language. This packet contains the following:

- * Core Competencies
- * Learning (TL) Fast
- * Booklet
Tape
- * Phrase Book
- * Glossary
- * Workbook
- * Grammar Notes

The **Core Competencies** were prepared based on recommendations from volunteers who participated in an assessment of the language training, including its curriculum, in the mid 80's. They contain gambits or expressions used in accomplishing a certain real life task. To provide for difference in learning pace basic, intermediate, and advanced gambits were included. These core competencies served as the basis for most materials in this packet.

Learning a (TL) Fast includes basic or commonly used expressions for greetings, leave takings, shopping, asking for directions, managing a conversation and introducing one's self. It also contains a list of pronouns, numbers and time words. An accompanying tape is provided to serve as a model in pronunciation for you.

The **Phrase Book** contains phrases and expressions in everyday communication and are presented according to situational topics relevant to the life of a Peace Corps Volunteer. An English translation is provided for each gambit to facilitate comprehension of its meaning. It is more extensive in scope compared with **Learning (TL) Fast**.

The **Glossary** provides a list of 800 or more words taken from the core competencies that would assist you in your social contacts for community entry. It has an appendix which is a catalog of verb roots to help you understand how a verb is inflected for focus, aspect, or mood.

The **Workbook** was developed due to the clamor of PCVs for written exercises. It contains varied written activities for vocabulary and grammar reinforcement. It also contains exercises for different levels of learners.

The **Grammar Notes** explains grammatical points that will assist you in understanding word and sentence structures of a Philippine language. This, in no way, is incomplete. It consists only of those points vital in your understanding of the gambits or vocabulary. It has an appendix which contains a summary of all grammatical points that were introduced and explained in the notes.

With these materials, we hope to make language learning fun and productive for you.

PAZ B. MEMAN
Language Specialist

LEARNING TAGALOG FAST

TABLE OF CONTENTS

	Page No.
1. Greetings	1
2. Leavetakings	1
3. Expressing need for repetition	1
4. Expressing curiosity	2
5. Expressing lack of knowledge in something	2
6. Shopping	2
7. Expressions of courtesy	3
8. Expressions of preferences, likes, dislikes, needs	3
9. Expressing discomfort and general disability	3
10. Asking for/giving directions	4
11. Introducing self	4
12. Expressing/inquiring about time	4
13. List of Pronouns	4
14. List of Questions Words	5
15. List of Numbers	5
16. List of Time Words	6
17. List of Money Words	6-7

LEARNING TAGALOG FAST

1. Greetings

Possible Responses

Formal:

Good morning
Good afternoon.
Good evening.

Magandang umaga.
Magandang hapon.
Magandang gabi.

Good morning to you.
Good afternoon to you, too.
Good evening, too.

Magandang umaga sa 'yo.
Magandang hapon din sa 'yo.
Magandang gabi din.

Note: The questions below are used for greeting friends when meeting them on corridors, streets, etc.

How are you?
Where are you going?
Where did you come from?

Kumusta ka?
Saan ka pupunta?
Saan ka galing?

Fine. You?
Somewhere.
There, at Shoemart.

Mabuti. Ikaw?
Diyan lang.
Diyan sa Shoemart.

2. Leavetakings

Ok
Goodbye.

Sige.
Babay.

3. Expressing need for repetition

Wait.
Please repeat.
What did you say?
What again?
Slowly please.

Teka muna./Sandali lang.
Pakiulit nga.
Anong sabi mo?
Ano ulit?
Dahan-dahan lang.

8

4. Expressing curiosity

Possible Responses

What is "flower" in Tagalog?	<u>Ano sa Tagalog ang "flower"?</u>	Flower.	<u>Bulaklak.</u>
What is this?	<u>Ano ito?</u>		
What is that?	<u>Ano iyan?</u>		
What is that? (yonder)	<u>Ano iyon?</u>		
Who is that?	<u>Sino 'yan?/Sino 'yon?</u>	(Name)	<u>Si Pedro.</u>
Can you speak English?	<u>Marunong ka bang mag-Ingles?</u>	A little.	<u>Konti.</u>
Is there a telephone here?	<u>May telepono ba dito?</u>	There is.	<u>Meron.</u>

5. Expressing lack of knowledge in something

Who is he/she?	<u>Sino siya?</u>	I don't know.	<u>Hindi ko alam.</u>
Where is (name)?	<u>Nasaan si ()?</u>	I don't know.	<u>Ewan ko.</u>

6. Shopping: Inquiring/Complaining about price.

How much is this?	<u>Magkano ito?</u>	(Price)	(Refer to list of money words page 6.0)
How expensive it is!	<u>Ang mahal naman!</u>	No, it's not. It's cheap.	<u>Hindi. Mura na 'yan.</u>
Can I get a discount?	<u>Pwedeng tumawad?</u>	You may.	<u>Pwede.</u>
Is there a discount?	<u>May tawad ba?</u>	What is your discount price?	<u>Magkano ang gusto mo?</u>
		How much (discount) do you want?	<u>Walang Tawad?</u>
		No more discount?	

7. Expressions of Courtesy

Thank you.	<u>Salamat.</u>	You're welcome.	<u>Walang anumang.</u>
May I ask something?	<u>Pwedeng magtanong?</u>		
Sorry.	<u>Pasensiya ka na.</u>		
Please(when requesting someone to do something for you)	<u>Paki nga.</u>	Please.	
Would you mind....?	<u>Pwede ba?</u>		

8. Expressions of preferences, likes, dislikes, needs

I like this.	<u>Gusto ko nito. Gusto ko ito.</u>
I don't like Coke.	<u>Hindi ko gusto ng Coke./Ayoko ng Coke.</u>
I need some paper	<u>Kailangan ko ng papel.</u>
I prefer Coke.	<u>Mas gusto ko ng Coke.</u>
Never mind.	<u>Di bale na lang./Hindi na bale.</u>

9. Expressions of discomfort and general disability

I think I'm sick.	<u>Parang may sakit ako.</u>		
I have a headache.	<u>Masakit ang ulo ko.</u>		
I have a stomach ache.	<u>Masakit ang tiyan ko.</u>		
I need a doctor.	<u>Kailangan ko ng duktor.</u>		
Please call a doctor.	<u>Pakitawag ang duktor.</u>		
I'm tired.	<u>Pagod ako.</u>		
I'm very tired.	<u>Pagod na pagod ako.</u>		
I'm dizzy.	<u>Nahihilo ako.</u>		
Where's the rest room?	<u>Saan ang CR (comfort room)?</u>	<u>Doon.</u>	There.

10. Asking for/giving directions

Where is the _____?
Is it far from here?
Is it near?
In (name of place).
Turn left.
Turn right.
Para.

Saan ang _____?
Malayo ba dito?
Malapit lang?
Sa (name of place).
Kaliwa./Kumaliwa.
Kanan./Kumanan.
Stop.

Near (place) _____.
No, it's over there.
Yes.

Malapit sa _____
Hindi. Diyan lang.
Oo.

11. Introducing self

I'm (name) _____.
He/She's _____.

Ako si _____.
Siya si _____.

12. Expressing/Inquiring about time

What time is it?
What's the date today?
Is (are, was, were)
there a telephone here?

Anong oras na?
Anong araw ngayon?/Anong petsa ngayon?
May telepono dito?

13. List of Pronouns

ako
ikaw
siya
kami
tayo
kayo
sila

I
you (singular)
he/she
we (excluding listener)
we (including listener)
we (you and me)
you (plural)
they

14 Question Words

<u>Sino</u>	Who?
<u>Ano</u>	What?
<u>Kailan</u>	When?
<u>Saan</u>	Where? (direction)?
<u>Nasaan</u>	Where (location)?
<u>Bakit</u>	Why?
<u>Paano</u>	How?
<u>Magkano</u>	How much?
<u>Alin</u>	Which?
<u>Ilan</u>	How much (quantity)?

15. Numbers

<u>isa</u>	(1)	kwarenta/apatnapu	- (40)
<u>dalawa</u>	(2)	singkwenta/limampu	(50)
<u>tatlo</u>	(3)	sisenta/aninnapu	(60)
<u>apat</u>	(4)	sitenta/pitumpu	(70)
<u>lima</u>	(5)	otsenta/walumpu	(80)
<u>anim</u>	(6)	nubenta/siyannapu	(90)
<u>pito</u>	(7)	isang daan	(100)
<u>walo</u>	(8)		
<u>siyam</u>	(9)		
<u>sampu</u>	(10)		

16. Time Words

ngayon	now, today	Sa	Linggo	On	Sunday
kahapon	yesterday		Lunes		Monday
kanina	a while ago		Martes		Tuesday
bukas	tomorrow		Miyerkoles		Wednesday
mamaya	later		Huwebes		Thursday
			Biyernes		Friday
			Sabado		Saturday
noong isang araw/ kamakalawa	day before yesterday	sa isang linggo			next week
noong sang linggo	last week	sa susunod na linggo			next month
noong isang buwan	last month	sa isang buwan/ sa susunod na buwan			next year
noong isang taon	last year				
samakalawa	day after tomorrow	sa isang taon/sa susunod na taon			

17. List of Money Words

one centavo	sampera
five centavos	singko
ten centavos	diyes
twenty-five centavos	beyntesingko
fifty centavos	singkuwenta
one peso	piso
P 1.50	uno singkuwenta
P 2.00	dalawampiso
P 3.00	tatumpiso

P	4.00	<u>apatnapiso</u>
P	5.00	<u>limampiso</u>
P	6.00	<u>animnapiso</u>
P	7.00	<u>pitumpiso</u>
P	8.00	<u>walumpiso</u>
P	9.00	<u>siyamnapiso</u>
P	10.00	<u>sampung piso</u>
P	11.00	<u>onse pesos</u>
P	12.00	<u>dose pesos</u>
P	13.00	<u>trese pesos</u>
P	14.00	<u>katorse pesos</u>
P	15.00	<u>kinse pesos</u>
P	16.00	<u>disaisais pesos</u>
P	17.00	<u>disisyete pesos</u>
P	18.00	<u>disiotso pesos</u>
P	19.00	<u>disinuwebe pesos</u>
P	20.00	<u>beynte pesos</u>
P	30.00	<u>treynnta pesos</u>
P	40.00	<u>kwarenta pesos</u>
P	50.00	<u>singkwenta pesos</u>
P	60.00	<u>sisenta pesos</u>
P	70.00	<u>sitenta pesos</u>
P	80.00	<u>otsenta pesos</u>
P	90.00	<u>nobenta pesos</u>
P	100.00	<u>sandaang piso</u>

I. GREETINGS/LEAVETAKINGS ON THE STREET

- | | |
|------------------------------------|--------------------------------|
| 1. Good morning/afternoon/evening. | 1. Magandang umaga/hapon/gabi. |
| 2. Good morning, too. | 2. Magandang umaga naman. |
| 3. Where are you going? | 3. Saan ka pupunta? |
| 4. Just there. | 4. Diyan lang. |
| 5. I am going to your place. | 5. Pupunta ako sa inyo. |
| 6. I am going to the market. | 6. Pupunta ako sa palengke. |
| 7. Where have you been? | 7. Saan ka galing? |
| 8. When did you arrive? | 8. Kailan ka dumating? |
| 9. How are you? | 9. Kumusta ka? |
| 10. I am fine. And you? | 10. Mabuti, ikaw? |
| 11. Fine, too/also. | 11. Mabuti naman. |
| 12. Goodbye. | 12. Sige./Babay. |

II. VISITING A HOME

- | | |
|--|---|
| 1. Anybody home? | 1. Tao po. |
| 2. Good morning/afternoon/evening. | 2. Magandang umaga/hapon/gabi. |
| 3. Oh, it's you. | 3. Ikaw pala. |
| 4. Come on up./Come in. | 4. Tuloy kayo. |
| 5. May I come in? | 5. Puwedeng tumuloy? |
| 6. Please be seated. | 6. Maupo ka. |
| 7. Is there anything I can do for you? | 7. Anong maipaglilingkod ko sa iyo? |
| 8. Would you care for a drink? | 8. Gusto mo ng maiinom? |
| 9. I'm leaving now. | 9. Aalis na ako. |
| 10. I'm going home now. | 10. Uuwi na ako. |
| 11. It's getting late (at night). | 11. Gabi na. |
| 12. Let's go. | 12. Halika na. |
| 13. I'll go ahead. | 13. Mauna na ako. |
| 14. See you next time. | 14. Hanggang sa muli./Magkita tayo uli. |
| 15. Come again. | 15. Balik ka. |
| 16. Goodbye. | 16. Sige./Babay. |
| 17. Thank you very much. | 17. Maraming salamat. |

III. ASKING PEERS FOR BIOGRAPHICAL INFORMATION

- | | |
|---|-------------------------------------|
| 1. What's your name? | 1. Anong pangalan mo? |
| 1. How old are you? | 2. Ilang taon ka na? |
| 3. Where are you from? | 3. Taga-saan ka? |
| 4. Where in the U.S.? | 4. Saan sa Amerika? |
| 5. Where do you live here? | 5. Saan ka nakatira dito? |
| 6. Are you married? | 6. May asawa ka na ba? |
| 7. Who are your parents? | 7. Sino ang mga magulang mo? |
| 8. Are your parents still alive? | 8. Buhay pa ba ang mga magulang mo? |
| 9. How many brothers and sisters do you have? | 9. Ilan kayong magkakapatid? |
| 10. Is he your brother/father? | 10. Kapatid/tatay mo ba siya? |
| 11. Is she your sister/mother? | 11. Kapatid/nanay mo ba siya? |
| 12. What's your job? | 12. Anong trabaho mo? |

IV. INTRODUCING ONESELF TO ELDERS/OFFICIALS

- | | |
|--|---|
| 1. I am _____. | 1. Ako po si _____. |
| 2. I am from _____. | 2. Taga- _____ po ako. |
| 3. I am _____ years old. | 3. _____ na po ako. |
| 4. I am a Peace Corps Volunteer. | 4. Peace Corps Volunteer po ako. |
| 5. I work for the Department of Agriculture. | 5. Nagtatrabaho po ako sa D.A. |
| 6. I will work here for two years. | 6. Magtatrabahao ako dito ng dalawang taon. |

V. ASKING FOR AND GIVING DIRECTIONS

- Excuse me. May I ask something?
- Where is the _____?
- Where are you going?
- I'm going to the office.
- Are you going to town?
- Is the church near?
- What place is this?
- What's the name of this street?
- Please show me the place.
- What ride do I take?
- Where do I catch the jeepney/bus?
- Where will I get off?
- How much is the fare?
- Is this the place?
- Turn left after the bridge.
- Turn right at the corner.
- His house is near the market.
- The church is across the plaza.
- The hospital is beside the municipal hall.
- The school is behind the church.
- Sandali lang.
Puwedeng magtanong?
- Saan ang _____?
- Saan ka pupunta?
- Pupunta ako sa opisina.
- Pupunta ka sa bayan?
- Malapit ba ang simbahan?
- Anong lugar ito?
- Anong pangalan nitong kalsada?/
Anong kalye ito?
- Pakituro mo sa akin ang lugar.
- Ano ang sasakyan ko?
- Saan ako sasakay ng dyip/bus?
- Saan ako bababa?
- Magkano ang pamasaha?
- Ito ba ang lugar?
- Kumaliwa ka pagkalampas
ng tulay.
- Kumanan ka sa kanto.
- Malapit sa palengke ang
bahay niya.
- Nasa kabila ng plasa ang simbahan./
Nasa tapat ng plasa ang simbahan.
- Katabi ng munisipyo ang ospital.
- Nasa likod ng simbahan
ang eskuwelahan.

VI. BUYING AND BARGAINING AT THE MARKET

- | | |
|--|---|
| 1. What would you like to buy, ma'am? | 1. Anong bibilhin ninyo, ma'am? |
| 2. How much is this? | 2. Magkano ito? |
| 3. How much is a kilo? | 3. Magkano ang kilo? |
| 4. It's too expensive. | 4. Masyadong mahal./ Ang mahal naman. |
| 5. Is there a discount? | 5. Pwedeng tumawad? |
| 6. This is cheap. | 6. Mura na ito. |
| 7. How much do you want? | 7. Magkano ang gusto mo? |
| 8. Can you give it for P1.00? | 8. Puwedeng piso? |
| 9. Give me a kilo of potatoes. | 9. Bigyan mo ako ng isang kilong patatas. |
| 10. Here is my payment. | 10. Hetong bayad ko. |
| 11. Here is your change. | 11. Hetong sukli mo. |
| 12. Is there anything else? | 12. Meron pa ba?/Ano pa? |
| 13. C'mon. (An expression used to persuade the vendor to meet your terms.) | 13. Sige na. |
| 14. (I am your) regular customer. | 14. Suki. |

VII. SHOPPING AT A DEPARTMENT STORE

- | | |
|----------------------------------|--|
| 1. How much is this? | 1. Magkano ito? |
| 2. Are your prices fixed? | 2. <i>Fixed</i> na ba ang presyo ninyo?/
Tapat na ba? |
| 3. Do you accept checks? | 3. Tumatanggap kayo ng tseke? |
| 4. Can I choose? | 4. Puwedeng pumili? |
| 5. May I see that? | 5. Puwedeng makita 'yan? |
| 6. Can I try it on? | 6. Puwedeng isukat? |
| 7. It's a little bit tight. | 7. Medyo masikip. |
| 8. It's a little bit big. | 8. Medyo maluwag. |
| 9. It fits me. | 9. Kasya sa akin. |
| 10. Does it shrink when washed? | 10. Umuurong ba ito pag nilabhan? |
| 11. How many yards will you get? | 11. Ilang yarda ang kukunin mo? |
| 12. Please wrap it. | 12. Paki-balot. |

VIII. EXTENDING AN INVITATION TO A MEETING AS :

(a) Guest Speaker

- | | |
|--|---|
| 1. Our group is planning to have a meeting on family planning. | 1. Nagpaplanong magkaroon ng miting sa <i>family planning</i> ang grupo. |
| 2. We would like to invite you to talk about family planning. | 2. Gusto ka naming imbitahin na magsalita tungkol sa <i>family planning</i> . |
| 3. We will be honored if you accept the invitation. | 3. Tatanawin naming utang na loob kung tatanggapin mo ang imbitasyon. |
| 4. Who will be at the meeting? | 4. Sino ang dadalo/pupunta sa miting? |

(b) Participant

- | | |
|---|---|
| 1. We will have a meeting on Tuesday. | 1. May miting tayo sa Martes. |
| 2. It would be nice to have you there. | 2. Mabuti kung nandoon ka. |
| 3. We will talk about family planning. | 3. Tungkol sa <i>family planning</i> ang pag-uusapan. |
| 4. The meeting will start at 8 AM. | 4. Alas otso mag-uumpisa ang miting. |
| 5. Our guest speaker will be in at 7:30 A.M. | 5. Dadating ang guest speaker ng 7:30 ng umaga. |
| 6. It would be good if we are there before the guest speaker. | 6. Mas mabuti kung dadating tayo ng mas maaga kaysa sa guest speaker. |
| 7. Will you be able to come? | 7. Makakarating ka ba? |
| 8. I'll see you there. | 8. Magkikita tayo doon. |
| 9. I'll be expecting you there. | 9. Aasahan kita doon. |

IX. EXTENDING AN INVITATION TO A PARTY

- | | |
|---|---|
| 1. There will be a party at my house on Sunday. | 1. May handaan sa bahay sa Linggo. |
| 2. I would like to invite you to the party. | 2. Gusto kitang imbitahin. |
| 3. Could you come? | 3. Puwede kang pumunta? |
| 4. Bring along your sister/friend. | 4. Isama mo ang kapatid/kaibigan mo. |
| 5. Many of our friends will come. | 5. Maraming dadating na kaibigan natin. |
| 6. The party will be on Sept. 10 at 5:00 PM. | 6. Sa Sept. 10, alas singko ng hapon ang handaan. |
| 7. It will be an informal get-together. | 7. Informal lang ang handaan. |
| 8. We will expect you. | 8. Aasahan ka namin. |

X. REFUSING AN INVITATION

- | | |
|--|--|
| 1. I'm sorry, I won't be able to come because I have lots of things to do. | 1. Pasensya na, hindi ako makakapunta kasi marami akong gagawin. |
| 2. I can't assure you of my presence because I have lots of things to do. | 2. Hindi ako sigurado kasi marami akong gagawin. |
| 3. I will not be able to attend because I have a meeting at _____. | 3. Hindi ako makakapunta kasi may miting ako sa _____. |
| 4. I will try next time. | 4. Sa susunod na lang. |
| 5. Thanks anyway for the invitation. | 5. Maraming salamat na lang sa imbitasyon. |

XI. INVITATIONAL EXPRESSIONS

1. Come visit/see us.
2. Drop in.
3. Please come with me.
4. Let's take a walk.
5. Come, let's go to _____.
6. Let's rest for a while.
7. Please help me.
8. Anytime./All the time.
1. Dalawin/Bisitahin mo kami.
2. Daan ka./Dumaanka.
3. Sama/Sumama ka sa akin.
4. Mamasyal tayo.
5. Halika, punta tayo sa _____.
6. Magpahinga muna tayo.
7. Tulungan mo naman ako.
8. Kahit anong oras.

XII. MEAL TIME

1. I'm hungry now.
2. Have you eaten yet?
3. Yes, sometime ago.
4. Are we going to eat now?
5. Let's eat.
6. Come join us.
7. The table is set./Food is ready.
8. Do you like _____?
9. Please pass the _____.
10. The food is delicious.
11. Please take some more.
12. I have good appetite.
13. I don't have any appetite.
14. What do we have for breakfast/
lunch/dinner?
15. We are through eating.
16. I am full.
17. That's enough, thank you.
18. That was a good meal!
1. Gutom na ako.
2. Kumain ka na ba?
3. Oo, kanina lang.
4. Kakain na ba tayo?
5. Kain na tayo.
6. Sumalo ka sa amin.
7. Nakahain na./Handa na ang pagkain.
8. Gusto mo ba ng _____?
9. Paki-abot ng _____.
10. Masarap ang pagkain.
11. Kumuha ka pa.
12. Ganado ako.
13. Wala akong gana.
14. Ano ang almusal/tanghalian/
hapunan natin?
15. Tapos na kaming kumain.
16. Busog na ako.
17. Tama na, salamat.
18. Ang sarap!

XIII. LOOKING FOR A PERSON

- | | |
|---|---|
| 1. Is the mayor in? | 1. Nandito ba ang meyor? |
| 2. Where is he? | 2. Nasaan siya? |
| 3. Will he be out for a long time? | 3. Matagalan ba siya? |
| 4. What time will he be back? | 4. Anong oras siya babalik? |
| 5. May I wait for him? | 5. Puwede ho ba siyang hintayin? |
| 6. I'm looking for _____. | 6. Hinahanap ko si _____. |
| 7. Do you know where he/she lives? | 7. Alam mo kung saan siya nakatira? |
| 8. He is my friend and I want to talk to him. | 8. Kaibigan ko siya at gusto ko
siyang makausap. |
| 9. Please tell him I came by. | 9. Pakisabi dumating ako. |
| 10. Please tell him I'm coming back on ____. | 10. Pakisabi babalik ako sa _____. |

XIV. MAKING A TELEPHONE CALL

- | | |
|--|--------------------------------|
| 1. Good morning/afternoon/evening. | 1. Magandang umaga/hapon/gabi. |
| 2. Can I speak to _____? | 2. Puwedeng makausap si _____. |
| 3. Who's on the line, please? | 3. Sino ho ito? |
| 4. Hold on./Wait a minute. | 4. Sandali lang. |
| 5. Is Mr./Miss _____ around? | 5. Nandiyan si Mr./Miss _____? |
| 6. No, he/she is not around. | 6. Wala siya dito ngayon. |
| 7. He/She went to _____. | 7. Pumunta siya sa _____. |
| 8. When is he/she coming back? | 8. Kailan siya babalik? |
| 9. What time is he/she coming back? | 9. Anong oras siya babalik? |
| 10. Please tell him/her that _____ called. | 10. Pakisabi tumawag si _____. |
| 11. Thank you. | 11. Salamat. |
| 12. You are welcome. | 12. Walang anuman. |

XV. LENDING AND BORROWING

- | | |
|--|---|
| 1. Do you have a _____. | 1. Mayroon kayong _____. |
| 2. May I borrow it? | 2. Puwedeng mahiram? |
| 3. Of course. | 3. Pwede. |
| 4. When do you think you can return it? | 4. Kailan mo puwedeng ibalik? |
| 5. Can you return it tonight? | 5. Puwedeng ibalik mamayang gabi? |
| 6. I can't lend you my _____
because I'm going to use it. | 6. Hindi ko puwedeng ipahiram ang
_____ kasi gagamitin ko. |
| 7. Please take care of it. | 7. Ingatan mo lang. |
| 8. May I borrow it until tonight? | 8. Puwedeng mahiram hanggang
mamayang gabi? |
| 9. I don't have it. | 9. Wala sa akin. |
| 10. It was borrowed by _____. | 10. Hiniram ni _____. |

XVI. TIME

- | | |
|-------------------------------|---|
| 1. What time is it? | 1. Anong oras na? |
| 2. It's ten o'clock. | 2. Alas diyes na. |
| 3. It's 1:30 P.M. | 3. Ala una treynta ng hapon. /
Ala una y medya ng hapon. |
| 4. What day is today? | 4. Anong araw ngayon? |
| 5. Today is Monday. | 5. Lunes ngayon. /
Ngayon ay Lunes. |
| 6. Tomorrow is Tuesday. | 6. Martes bukas. /
Bukas ay Martes. |
| 7. Yesterday was Sunday. | 7. Linggo kahapon. /
Kahapon ay Linggo. |
| 8. What date is Friday? | 8. Anong petsa sa Biyernes? |
| 9. When is your birthday? | 9. Kailan ang kaarawan/bertdey mo? |
| 10. It's time for merienda. | 10. Merienda na. |
| 11. When are you leaving? | 11. Kailan ka aalis? |
| 12. When are you coming back? | 12. Kailan ka babalik? |

XVII. WEATHER

- | | |
|--|---|
| 1. It's warm. | 1. Mainit. |
| 2. It's cold. | 2. Maginaw. |
| 3. It's windy. | 3. Mahangin. |
| 4. It looks like it's going to rain. | 4. Mukhang uulan./Ulan yata. |
| 5. It's raining hard. | 5. Ang lakas ng ulan. |
| 6. It looks like a typhoon might be coming. | 6. Mukhang babagyo./
Babagyo yata. |
| 7. A lot of trees were hit by the lightning. | 7. Maraming puno ang
tinamaan ng kidlat. |
| 8. A lot of people died during the earthquake. | 8. Maraming taong namatay ng
lumindol. |
| 9. It's drizzling. | 9. Umaambon. |
| 10. It rained very hard yesterday. | 10. Malakas ang ulan kahapon. |
| 11. The road is muddy because it's rainy season already. | 11. Maputik ang daan kasi tag-ulan na. |
| 12. It's very hot because it's dry season already. | 12. Mainit kasi tag-init na. |
| 13. It's really very hot in the summertime. | 13. Masyadong mainit kapag tag-araw. |

XVIII. ON PHYSICAL DISCOMFORTS

- | | |
|---|------------------------------|
| 1. How do you feel? | 1. Anong nararamdaman mo? |
| 2. I'm not feeling well. | 2. Masama ang pakiramdam ko. |
| 3. I am tired. | 3. Pagod ako. |
| 4. I think I'm going down with a fever. | 4. Mukhang lalagnatin ako. |
| 5. My throat hurts. | 5. Masakit ang lalamunan ko. |
| 6. I'm sick. | 6. May sakit ako. |
| 7. I have a toothache. | 7. Masakit ang ngipin ko. |
| 8. My back aches. | 8. Masakit ang likod ko. |
| 9. My neck hurts. | 9. Masakit ang leeg ko. |

10. I have a stomach ache.
11. I have diarrhea.
12. My foot itches.
13. I feel cold.
14. I feel dizzy.
15. I'm nauseated.
16. Are you sick?
17. How long have you been sick?
18. Do you have fever?
19. Does it hurt?
20. How are you feeling now?
21. Are you feeling better?
22. Has the child been crying a lot?
23. Hold the child please.
24. Show it to me.
25. Open your mouth.
26. You need medicine/injection.
27. Take this pill.
28. Swallow it.
29. Take this every four hours.
30. Put a little of this on _____
everyday.
31. Don't let it get dirty.

32. Don't scratch it.

33. I'm thirsty.
34. I'm sleepy.
35. I'm lazy.
36. I don't feel well today.

10. Masakit ang tiyan ko.
11. Nagtatae ako.
12. Makati ang paa ko.
13. Giniginaw ako.
14. Nahihilo ako.
15. Nasusuka ako.
16. May sakit ka ba?
17. Kailan ka pa may sakit?
18. May lagnat ka?
19. Masakit ba?
20. Kumusta ka na?
21. Maayos na ba ang pakiramdam mo?
22. Umiyak ba ang bata?/Iyak ba ng iyak ang
23. Pakihawak ang bata.
24. Ipakita mo sa akin.
25. Ibuka mo ang bibig mo.
26. Kailangan mo ng gamot/iniksyon.
27. Inumin mo itong gamot.
28. Lulunin mo.
29. Inumin mo ito tuwing ikaapat na oras.
30. Maglagay ka nito sa _____
araw-araw.
31. Huwag mo siyang dumihan./
Huwag mong pabayaang
madumihan.
32. Huwag mo siyang kamutin./
Huwag mong kakamutin.
33. Nauuhaw ako.
34. Inaantok ako.
35. Tinatamad ako.
36. Masama ang pakiramdam
ko ngayon.

XIX. EXPRESSING ANNOYANCE, DISAPPOINTMENT, OR FRUSTRATION

- | | |
|--------------------------------|------------------------|
| 1. What took you so long? | 1. Bakit ka natagalan? |
| 2. Oh my! | 2. Naku! |
| 3. It's your fault. | 3. Ikaw kasi. |
| 4. It's too late. | 4. Huli na. |
| 5. It's a waste. | 5. Sayang. |
| 6. What a shame! | 6. Nakakahiya! |
| 7. I told you so. | 7. Sabi ko na sa iyo. |
| 8. It's none of your business. | 8. Wala kang pakialam. |
| 9. That's not right. | 9. Mali 'yan. |
| 10. That's nothing serious. | 10. Wala 'yan. |
| 11. How irritating/annoying! | 11. Nakakainis naman. |
| 12. How vulgar! | 12. Ang bastos! |
| 13. How awful! | 13. Ang sagwa! |
| 14. Well! | 14. Eh... |
| 15. So there. | 15. Ayan, o. |
| 16. Of course./Naturally. | 16. Siyempre./Dapat. |
| 17. Really? | 17. Talaga? |

XX. COMMON COURTESIES

- | | |
|--------------------------------------|---------------------------|
| 1. Thank you. | 1. Salamat. |
| 2. You're welcome. | 2. Walang anuman. |
| 3. Excuse me./I'm sorry. | 3. Pasensiya ka na. |
| 4. I didn't mean to do it. | 4. Hindi ko sinasadya. |
| 5. Please don't be offended. | 5. Huwag kang magagalit. |
| 6. May I pass? | 6. Makikiraan? |
| 7. I don't understand. | 7. Hindi ko maintindihan. |
| 8. I don't know. | 8. Hindi ko alam. |
| 9. Just a minute/One moment, please. | 9. Sandali lang. |
| 10. Please speak slowly. | 10. Dahan-dahan lang po. |
| 11. Please repeat. | 11. Pakiulit. |
| 12. I beg your pardon. | 12. Anong sabi mo? |

XXI. FRIENDLY BANTERING

- | | |
|---|-------------------------------|
| 1. Anything you say. | 1. Sinabi mo, eh./Basta ikaw. |
| 2. Cool down./Relax | 2. Relaks ka lang. |
| 3. Lazybones. | 3. Tamad. |
| 4. Crazy! | 4. Baliw!/Gago! |
| 5. Stupid/Simpleton! | 5. Tanga. |
| 6. Braggart | 6. Mayabang. |
| 7. That's not true!(response to flattery) | 7. Hindi naman. |
| 8. Rude/Crude/Dirty-minded. | 8. Bastos. |
| 9. Shameless. | 9. Walanghiya./ Ang kapal mo! |
| 10. Liar! | 10. Sinungaling! |
| 11. Cheapskate! | 11. Kuripot! |

XXII. EXPRESSING FAITH/RESIGNATION TO FATE

- | | |
|------------------------------------|-----------------------------------|
| 1. (Just) Be patient. | 1. Konting tiyaga./Tiis ng konti. |
| 2. By God's grace. | 2. Sa awa ng Diyos. |
| 3. God willing. | 3. Diyos ang bahala. |
| 4. Come what may. | 4. Bahala na. |
| 5. Patience. | 5. Pasensiya. |
| 6. You can't do anything about it. | 6. Wala kang magagawa. |

XXIII. MAKING CONCESSIONS

- | | |
|---------------------------|---------------------------|
| 1. Go ahead. | 1. Sige. |
| 2. Please do. | 2. Sige lang. |
| 3. What now?/What's next? | 3. Ano na?/Anong susunod? |

XXIV. EXPRESSING APPRECIATION/PRAISE

- | | |
|--|-----------------------------------|
| 1. You have a pretty dress. | 1. Ang ganda ng damit mo. |
| 2. You have a beautiful, very healthy child. | 2. Ang ganda ng anak mo, malusog. |
| 3. Your place is nice. | 3. Maganda ang lugar mo. |
| 4. I like it here; it's peaceful | 4. Gusto ko dito, tahimik. |
| 5. You're a good cook. | 5. Magaling kang magluto. |
| 6. You speak good English. | 6. Magaling kang mag-English. |
| 7. I appreciate what you've done for me. | 7. Maraming salamat sa ginawa mo. |
| 8. I like that. | 8. Gusto ko 'yan./Aayos 'yan. |

XXV. MISCELLANEOUS EXPRESSIONS

- | | |
|------------------------------|-------------------------------------|
| 1. Never mind. | 1. Huwag na lang./Bayaan mo na. |
| 2. No big deal./No problem. | 2. Bale wala 'yon./Walang problema. |
| 3. It's up to you. | 3. Bahala na. |
| 4. Why not? | 4. Bakit hindi? |
| 5. I'm in a hurry. | 5. Nagmamadali ako. |
| 6. Do you have loose change? | 6. May barya ka? |
| 7. Should it be? | 7. Dapat ba? |
| 8. Are you sure? | 8. Sigurado ka? |
| 9. Are you finished/done? | 9. Tapos ka na? |
| 10. Not yet./None yet. | 10. Hindi pa./Wala pa. |
| 11. What are you doing? | 11. Anong ginagawa mo? |
| 12. Do you know him/her? | 12. Kilala mo siya? |
| 13. I'll do it./I'll get it. | 13. Ako na. |
| 14. Come here. | 14. Halika dito. |
| 15. Who is your companion? | 15. Sinong kasama mo? |
| 16. Come with me. | 16. Sama ka sa akin. |
| 17. I know him/her. | 17. Kilala ko siya. |
| 18. I don't remember. | 18. Hindi ko matandaan. |
| 19. I forgot. | 19. Nakalimutan ko. |
| 20. What is this? | 20. Ano ito? |

21. What is that/that over there?
22. Whose money is that?
23. Why not?
24. Maybe/Perhaps.
25. I thought.
26. Even then.
27. I wish.
28. You see?
29. That's too much.
30. I don't like that.
31. I have no time.
32. Don't forget.
33. Do it yourself.

21. Ano 'yan/'yon?
22. Kaninong pera 'yan?
23. Bakit hindi?
24. Siguro.
25. Akala ko.
26. Kahit na.
27. Sana.
28. Kita mo?
29. Sobra na 'yan.
30. Hindi ko gusto 'yan.
31. Wala akong panahon?
32. Huwag mong kalimutan.
33. Gawin mong mag-isa.

XXVI. DIRECTION WORDS AND EXPRESSIONS

1. above/on
2. under/below
3. beside
4. near
5. in/inside
6. outside
7. in front
8. behind/back
9. between/middle
10. far from
11. here
12. there
13. over there
14. up
15. down
16. across
17. on the corner

1. itaas/ibabaw
2. ilalim/ibaba
3. tabi
4. malapit
5. loob
6. labas
7. harap/harapan
8. likod
9. sa pagitan ng
10. malayo sa
11. dito
12. diyan
13. doon
14. taas
15. baba
16. kabila
17. sa kanto

18. this
19. that
20. that over there
21. to the left/turn left
22. to the right/turn right
23. straight ahead/go straight

18. ito
19. iyan/'yan
20. iyon/'yon
21. sa kaliwa/kumaliwa
22. sa kanan/kumanan
23. diretso/dumiretso

XXVII. TIME WORDS AND EXPRESSIONS

1. a few days ago
2. after/and then
3. afternoon
4. again
5. always
6. at times/sometimes
7. before (an action)
8. date
9. day
10. day after tomorrow
11. day before yesterday
12. earlier/a while ago
13. early
14. evening
15. every
16. everyday
17. every Monday
18. half
19. hour
20. immediately
21. just
22. later
23. last night
24. last week
25. many times

1. mga nakaraang araw
2. pagkatapos/tapos
3. hapon
4. ulit
5. palagi
6. kung minsan/paminsan-minsan
7. bago
8. petsa
9. araw
10. sa makalawa
11. kamakalawa
12. kanina
13. maaga
14. gabi
15. tuwing
16. araw-araw
17. tuwing Lunes
18. kalahati
19. oras
20. ngayon din/kaagad/agad
21. lang
22. mamaya
23. kagabi
24. nakaraang linggo
25. maraming beses/madalas

26. midnight	26. hatinggabi
27. month	27. buwan
28. noon	28. tanghali
29. now	29. ngayon
30. often	30. madalas
31. on Monday	31. sa Lunes
32. once/at one time	32. noong minsan
33. seldom	33. bihira
34. someday	34. balang araw
35. soon/almost	35. malapit na
36. this morning	36. kaninang umaga/ ngayong umaga
37. times	37 beses
38. today	38. ngayon
39. tomorrow	39. bukas
40. tonight	40. ngayong gabi
41. until	41. hanggang
42. used to	42. dati
43. usually	43. kadalasan
44. while	44. habang
45. year	45. taon
46. last year	46. nakaraang taon
47. next year	47. sa susunod na taon
48. yesterday	48. kahapon
49. yesterday afternoon	49. kahapon ng hapon

XVIII. EXPRESSING QUANTITY

- | | |
|----------------------------------|----------------------------------|
| 1. all | 1. lahat |
| 2. bundle | 2. tali |
| 3. can | 3. lata |
| 4. excess/more than | 4. sobra |
| 5. few/little | 5. konti |
| 6. five | 6. lima |
| 7. full/filled | 7. puno |
| 8. hundred | 8. daan |
| 9. many/much/plenty | 9. marami |
| 10. one | 10. isa |
| 11. pile | 11. tumpok |
| 12. twenty | 12. bente/beynte |
| 13. twenty centavos each | 13. bente sentimos (ang) isa |
| 14. two | 14. dalawa |
| 15. two for twenty-five centavos | 15. dalawa bente singko sentimos |
| 16. whole/entire | 16. buo |

XIX. COLORS

- | | |
|------------|--------------------------|
| 1. black | 1. itim |
| 2. blue | 2. asul |
| 3. brown | 3. brown/kape/kayumanggi |
| 4. gold | 4. ginto |
| 5. green | 5. berde |
| 6. gray | 6. abo |
| 7. orange | 7. orens |
| 8. pink | 8. rosas/de rosas |
| 9. red | 9. pula |
| 10. violet | 10. biyoleta/lila |
| 11. white | 11. puti |
| 12. yellow | 12. dilaw |

XXX. DESCRIBING PEOPLE

- | | |
|--------------------------|------------------------|
| 1. angry | 1. galit |
| 2. bad | 2. masama |
| 3. beautiful/pretty | 3. maganda |
| 4. big | 4. malaki |
| 5. careful/cautious | 5. maingat |
| 6. clean | 6. malinis |
| 7. conceited/boastful | 7. mayabang |
| 8. dark complexioned | 8. maitim |
| 9. gentlemanly | 9. maginoo |
| 10. handsome | 10. guapo |
| 11. happy/cheerful | 11. masayahin |
| 12. honest/sincere | 12. matapat |
| 13. humble | 13. mapagkumbaba |
| 14. ignorant | 14. tanga |
| 15. intelligent/wise | 15. matalino |
| 16. mischievous/naughty | 16. maloko/pilyo/pilya |
| 17. modest/refined | 17. mahinhin |
| 18. noisy | 18. maingay |
| 19. old | 19. matanda/luma |
| 20. pitiful | 20. nakakaawa/kawawa |
| 21. polite/courteous | 21. magalang |
| 22. rich | 22. mayaman |
| 23. diligent/hardworking | 23. masipag |
| 24. dirty | 24. marumi |
| 25. drunk | 25. lasing |
| 26. fair-complexioned | 26. maputi |
| 27. sad | 27. malungkot |
| 28. short | 28. maiksi |
| 29. shy | 29. mahiyain |
| 30. slow | 30. mabagal |
| 31. small | 31. maliit |
| 32. snobbish | 32. isnabera/isnabero |
| 33. stout/fat | 33. mataba |
| 34. strict | 34. masungit |

35. strong
36. stupid/dumb
37. tall
38. talkative
39. thin/slim
40. ugly
41. young
42. pregnant

35. malakas
36. bobo
37. matangkad
38. madaldal
39. payat
40. pangit
41. bata
42. buntis

XXXI. DESCRIBING OBJECTS AND CONDITIONS

1. blunt
2. cheap
3. clean
4. deep
5. destroyed/broken
6. dry
7. durable
8. empty
9. expensive
10. foul-smelling
11. fragrant
12. full/filled
13. hard/tough
14. heavy
15. high
16. light
17. long
18. loose
19. low
20. old
21. rugged
22. shallow
23. sharp
24. short

1. mapurol
2. mura
3. malinis
4. malalim
5. sira
6. tuyo
7. matibay
8. walang laman
9. mahal
10. mabaho
11. mabango
12. puno
13. matigas
14. mabigat
15. mataas
16. magaan
17. mahaba
18. maluwang/maluwang
19. mababa
20. luma
21. baku-bako
22. mababaw
23. matalas
24. maikli/maiksi

25. small
26. smooth/fine
27. smooth/levelled
28. soft/tender
29. square
30. straight
31. thick/dense
32. thin
33. wet
34. wide

25. maliit
26. makinis/pino
27. patag
28. malambot
28. kuwadrado
30. tuwid
31. makapal
32. manipis
33. basa
34. malapad

XXXII. DESCRIPTIVE WORDS FOR CLOTHES

1. bright colored
2. faded
3. pressed/ironed
4. tight/smug
5. stained
6. wrinkled/creased

1. matingkad
2. kupas
3. plantsado
4. masikip
5. may mantsa
6. lukot/gusot

XXXIII. DESCRIPTIVE WORDS FOR FOOD

1. alive
2. bitter
3. bland
4. cold
5. cooked
6. crisp
7. decayed/spoiled/rotten
8. delicious/tasty
9. fresh
10. hot/warm

1. buhay
2. mapait
3. matabang
4. malamig
5. luto
6. malutong
7. bulok
8. masarap
9. sariwa
10. mainit

11. hot as in pepper
12. mature/ripe
13. nutritious
14. raw
15. ripe (for fruits)
15. salty
16. sour
17. sweet
18. young

11. maanghang
12. magulang
13. masustansiya
14. hilaw
15. hinog
15. maalat
16. maasim
17. matamis
18. mura

XXXIV. DESCRIPTIVE WORDS FOR THE WEATHER

1. bad weather
2. bright/clear
3. cloudy
4. dark
5. dusty
6. humid
7. muddy
8. rainy
9. windy

1. masamang panahon
2. maliwanag
3. maulap
4. madilim
5. maalikabok
6. maalinsangan
7. maputik
8. maulan
9. mahangin

XXXV. BODY PARTS

1. arm	1. braso/bisig
2. armpit	2. kilikili
3. back	3. likod
4. body	4. katawan
5. bone	5. buto
6. breasts	6. suso
7. buttocks	7. puwit
8. cheek	8. piñgi
9. chest	9. dibdib
10. ear	10. tainga/tenga
11. elbow	11. siko
12. eye	12. mata
13. eyelashes	13. pilikmata
14. face	14. mukha
15. feet	15. paa
16. finger	16. daliri
17. fontanel	17. bumbunan
18. forehead	18. nuo
19. hand	19. kamay
20. hair	20. buhok
21. head	21. ulo
22. heart	22. puso
23. heel	23. sakong
24. hip	24. baiakang
25. leg	25. binti
26. lip	26. labi
27. mouth	27. bibig
28. nail	28. kuko
29. nape	29. batok
30. nose	30. ilong
31. palm	31. palad
32. penis	32. titi
33. shoulder	33. balikat
34. skin	34. balat

35. sole
36. stomach
37. thigh
38. toe
39. tongue
40. tooth
41. vagina
42. waist

35. talampakan
36. tiyan
37. hita
38. daliri ng paa
39. dila
40. ngipin
41. puki/kiki
42. baywang

XXXVI. PARTS OF A PLANT

1. bud
2. flower
3. leaf
4. root
5. seed
6. stem/branch

1. buko
2. bulaklak
3. dahon
4. ugat
5. buto
6. tangkay/sanga

XXXVII. PARTS OF A TREE

1. bark
2. flower
3. leaf
4. root
5. trunk
6. twig

1. balat
2. bulaklak
3. dahon
4. ugat
5. puno
6. sanga

XXXVIII. VEGETABLES

1. banana blossoms
 2. bean sprouts
 3. bitter melon/ampalaya
 4. cabbage
 5. cassava
 6. chinese cabbage/pechay
 7. corn
 8. cucumber
 9. garlic
 10. ginger
 11. horse radish
 12. lettuce
 13. lima beans
 14. mongo beans
 15. mushroom
 16. mustard
 17. okra
 18. onion
 19. pepper
 20. potato
 21. raddish
 22. snap beans
 23. snow peas
 24. soy beans
 25. string beans
 26. squash/pumpkin
 27. swamp cabbage
 28. sweet potato
 29. taro
 30. tomato
 31. white squash
 32. winged beans
 33. yam (violet in color)
 34. yam (native turnip)
1. puso ng saging
 2. toge
 3. ampalaya
 4. repolyo
 5. kamoteng kahoy
 6. petsay
 7. mais
 8. pipino
 9. bawang
 10. luya
 11. malunggay
 12. letsugas
 13. patani
 14. balatong/monggo
 15. kabute
 16. mustasa
 17. okra
 18. sibuyas
 19. sili
 20. patatas
 21. labanos
 22. abitsuwelas
 23. sitsaro
 24. balatong
 25. sitaw
 26. kalabasa
 27. kangkong
 28. kamote
 29. gabi
 30. kamatis
 31. upo
 32. sigarilyas
 33. ubi
 34. singkamas

XXXIX. FRUITS

- | | |
|-----------------------------|------------------------|
| 1. apple | 1. mansanas |
| 2. banana | 2. saging |
| 3. black Java plum | 3. duhat |
| 4. breadfruit | 4. rimas |
| 5. calamansi (native lemon) | 5. kalamansi |
| 6. cantaloupe | 6. melon |
| 7. cashew | 7. kasuy |
| 8. chestnut | 8. kastanyas |
| 9. coconut | 9. niyog |
| young | buko |
| full of soft meat | makapuno |
| 10. grape | 10. ubas |
| 11. guava | 11. bayabas |
| 12. jackfruit | 12. langka |
| 13. lanzones | 13. lansones |
| 14. mango | 14. mangga |
| 15. orange | 15. dalandan/dalanghai |
| 16. papaya | 16. papaya |
| 17. peanut | 17. mani |
| 18. pomelo | 18. suha |
| 19. sapodilla fruit | 19. tsiko |
| 20. star apple | 20. kaimito |
| 21. sugar apple | 21. atis |
| 22. turnip | 22. singkamas |
| 23. water melon | 23. pakwan |

XL. TREES

- | | |
|----------------------|----------------|
| 1. abaca/Manila hemp | 1. abaka |
| 2. bamboo | 2. kawayan |
| 3. cocoa | 3. kakaw |
| 4. coconut | 4. niyog |
| 5. coffee | 5. kape |
| 6. kapok | 6. kapok |
| 7. mahogany | 7. kamagong |
| 8. molave | 8. molabe |
| 9. narra | 9. nara |
| 10. needle pine | 10. aguho |
| 11. palms | |
| anahaw | anahaw |
| buri | buri |
| nipa | nipa |
| 12. rattan | 12. ratan/uway |
| 13. rubber | 13. goma |

XLI. ANIMALS

- | | |
|--------------------------|------------|
| 1. bull | 1. toro |
| 2. carabao/water buffalo | 2. kalabaw |
| 3. cat | 3. pusa |
| 4. chick | 4. sisiw |
| 5. chicken | 5. manok |
| 6. cow | 6. baka |
| 7. crocodile | 7. buwaya |
| 8. dog | 8. aso |
| 9. duck | 9. pato |
| 10. frog | 10. palaka |

11. gecko
12. goat
13. goose
14. hen
15. horse
16. lizard
17. monkey
18. mouse/rat
19. pig
20. puppy
21. rabbit
22. rooster
23. sheep
24. snake
25. tadpole
26. turtle
27. turkey

11. tuko
12. kambing
13. gansa
14. inahing manok
15. kabayo
16. butiki
17. unggoy
18. daga
19. baboy
20. tuta
21. kuneho
22. tandang
23. tupa
24. ahas
25. butete
26. pagong
27. pabo

XLII. BIRDS

1. crow
2. dove/pigeon
3. eagle
4. hawk
5. owl
6. parrot
7. sparrow

1. uwak
2. kalapati
3. agila
4. lawin
5. kuwago
6. loro
7. maya

XLIII. INSECTS

- | | |
|-----------------|---------------|
| 1. ant | 1. langgam |
| 2. bee | 2. bubuyog |
| 3. butterfly | 3. paruparo |
| 4. chicken flea | 4. hanip |
| 5. cockroach | 5. ipis |
| 6. dragonfly | 6. tutubi |
| 7. firefly | 7. alitaptap |
| 8. flea | 8. pulgas |
| 9. fly | 9. langaw |
| 10. louse | 10. kuto |
| 11. mosquito | 11. lamok |
| 12. moth | 12. gamu-gamo |
| 13. spider | 13. gagamba |
| 14. termite | 14. anay |
| 15. wasp | 15. putakti |
| 16. worm | 16. uod |

XLIV. NATURAL OCCURENCES AND ELEMENTS

- | | |
|--------------------|-------------------|
| 1. air/wind | 1. hangin |
| 2. breeze | 2. simoy |
| 3. cloud/fog/mist | 3. ulap |
| 4. cyclone/tornado | 4. ipu-ipo/buhawi |
| 5. dawn/sunrise | 5. madaling-araw |
| 6. dew | 6. hamog |
| 7. drizzle/shower | 7. ambon |
| 8. dust | 8. alikabok |
| 9. earthquake | 9. lindol |
| 10. fire/flame | 10. apoy |
| 11. lightning | 11. kidlat |

12. moon
13. mud
14. rain
15. rainbow
16. sky/heaven
17. smoke
18. soil
19. star
20. steam
21. stone
22. sun
23. sunrise
24. sunset
25. thunder
- 26 typhoon
27. water
28. wave

12. buwan
13. putik
14. ulan
15. bahaghari
16. langit
17. usok
18. lupa
19. bituin
20. singaw
21. bato
22. araw
23. pagsikat ng araw
23. paglubog ng araw
24. kulog
25. bagyo
26. tubig
27. alon

XLV. TOPOGRAPHICAL TERMS

1. bay
2. beach
3. creek
4. city
5. coast
6. field/farm
7. forest
8. hill
9. island
10. lake
11. mountain
12. mouth of river
13. ocean/sea
14. province

1. look
2. tabing-dagat/aplaya/dalampasigan
3. sapa
4. siyudad
5. baybayin
6. bukid
7. gubat
8. burol
9. isla/pulo
10. lawa
11. bundok
12. bukana ng ilog
13. karagatan/dagat
14. probinsiya

15. region
16. river
17. road/street
18. scenery
19. spring
20. town
21. village
22. volcano
23. waterfall

15. rehiyon
16. ilog
17. daan/kalsada/kalye
18. tanawin
19. batis/bukal
20. bayan
21. nayon
22. bulkan
23. talon

XLVI. PARTS OF THE HOUSE

1. bathroom
2. ceiling
3. dining room
4. door/doorway
5. downstairs
6. floor
7. garage
8. kitchen
9. light
10. living room
11. post
12. porch
13. railing
14. roof
15. room
16. sink
17. stairs
18. toilet
19. upstairs
20. wall
21. window
22. window ledge

1. banyo
2. kisame
3. komedor
4. pinto/pintuan
5. ibaba/silong
6. sahiq
7. garahe
8. kusina
9. ilaw
10. salas
11. poste
12. balkonahe
13. barandilya
14. bubong
15. kuwarta
16. lababo
17. hagdan/hagdanan
18. kasilyas/kubeta
19. itaas
20. dingding
21. bintana
22. pasamano

XLVII. THINGS IN THE HOUSE

- | | |
|------------------|----------------|
| 1. bed | 1. kama |
| 2. bedspread | 2. kubrekama |
| 3. blanket | 3. kumot |
| 4. calendar | 4. kalendaryo |
| 5. chair | 5. silya |
| 6. clock | 6. relo/orasan |
| 7. closet | 7. aparador |
| 8. curtain | 8. kurtina |
| 9. dresser | 9. tokador |
| 10. flower vase | 10. plorera |
| 11. mat | 11. banig |
| 12. mirror | 12. salamin |
| 13. mosquito net | 13. kulambo |
| 14. pillow | 14. unan |
| 15. pillow case | 15. punda |
| 16. radio | 16. radyo |

XLVIII. KITCHEN UTENSILS

- | | |
|-------------------------|-----------------------|
| 1. basin | 1. palanggana |
| 2. bolo | 2. itak/gulok |
| 3. bowl | 3. mangkok |
| 4. can opener | 4. abre lata/pambukas |
| 5. colander/strainer | 5. salaan |
| 6. cup | 6. tasa |
| 7. dining table | 7. lamesa |
| 8. dipper | 8. tabo |
| 9. faucet | 9. gripo |
| 10. fork | 10. tinidor |
| 11. glass | 11. baso |
| 12. kettle | 12. kaldero |
| 13. knife/kitchen knife | 13. kutsilyo |
| 14. ladle | 14. sandok |
| 15. napkin | 15. serbilyeta |
| 16. oven | 16. pugon |
| 17. pail | 17. timba/balde |
| 18. plate | 18. plato/pinggan |
| 19. saucer | 19. platito |
| 20. shredder | 20. panghadhad |
| 21. spoon | 21. kutsara |
| 22. stove | 22. kalan |
| 23. table cloth | 23. mantel |
| 24. teaspoon | 24. kutsarita |

TAGALOG
Core Competencies

Topic: Socializing
Task 1.1: Meeting People Briefly

Competencies	Basic	Intermediate	Advanced
1. To greet			
a. formal	<p>Magandang umaga. (Good morning.)</p> <p>hapon (afternoon)</p> <p>gabi (evening)</p> <p>Kumusta po? (How are you, sir/ma'am?)</p> <p>Kumusta po kayo? (How are you, sir/ma'am?)</p> <p>Kumusta po sila? (How are you, sir/ma'am?)</p>	<p>Magandang umaga po. (Good morning, sir/ma'am.)</p> <p>hapon (afternoon)</p> <p>gabi (evening)</p>	<p>Magandang umaga po sa inyo. (Good morning, sir/ma'am.)</p> <p>hapon (afternoon)</p> <p>gabi (evening)</p> <p>Magandang umaga po (title of person's position). (Good morning, (Captain).)</p> <p>Doktor. (Doctor.)</p> <p>Ginoong Santos. (Mr. Santos.)</p> <p>Ginang Cruz. (Mrs. Cruz.)</p>
b. Informal	<p>Kumusta? (How are you?)</p>	<p>Kumusta ang buhay? (How's life?)</p>	<p>Kumusta ba ang buhay natin? (How's life?)</p>

Kumusta ka?
(How are you?)

Saan ka galing?
(Where have you been?)

Pasaan ka?
(Where are you going?)

Saan ka pupunta?
(Where are you going?)

Kumusta ang buhay-buhay?
(How's life?)

Saan ka nanggaling?
(Where have you been?)

Saan ang punta mo/natin?
(Where are you going?)

Kumusta na ang buhay natin?
(How's life now?)

2. To respond to greetings

a. Formal Magandang umaga naman.
(Good morning to you, too.)

hapon
(afternoon)

gabi
(evening)

Magandang umaga rin po. or
Magandang umaga rin po naman.
(Good morning to you, too.)

hapon
(afternoon)

gabi
(evening)

Magandang umaga rin (po) or
Magandang umaga (po) naman.
(Good morning to you, too.)

hapon
(afternoon)

gabi
(evening)

b. Informal Okey lang.
(Just okay/fine.)

Mabuti.
(Fine/Good.)

Eto, okey lang/naman.
(Well, I am just fine.)

Eto, buhay pa.
(Well, I'm still alive.)

Eto, humibinga pa.
(Well, I am still breathing.)

Sa (place).
(To/From _____.)

Dito lang.
(Just here.)

Dito sa (place).
(Here in _____.)

Dito lang sa (name of place) sa
(location).

36

37

	Diyang lang. (Just there.)	Diyang sa _____. (There in/at _____.)	Diyang. (There.)
	Doon lang. (Just over there.)	Doon sa _____. (There in/at _____.)	Doon. (There, yonder.)
3. To take a leave			
a. formal	Tutuloy na ako. (I'm going now.)	Tutuloy na po ako. (I'm going now, sir/ma'am.)	Tutuloy na po ako, (title of person's position) (person's last name). (I am going now _____.)
			Mayor Santos. (Mayor Santos.)
			Ginoong Santos. (Mr. Santos.)
			Ginang Cruz. (Mrs. Cruz.)
	Aalis na ako. (I'm going now.)	Aalis na po ako. (I'm going now, sir/ma'am.)	
	Mauuna na ako. (I'll go ahead.)	Mauuna na po ako. (I'll go ahead sir/ma'am.)	
b. Informal	Sige. (Bye.)	Sige, tuloy na ako. (Okay, I'm going now.)	
		Sige, aalis na ako. (Okay, I'll go ahead.)	
	Sige, babay. (Okay, bye.)	Sige, una na ko. (Okay, I'll go ahead.)	

Task 1.2 Making and responding to informal introduction

1. To state names

- | | | |
|--------------|--|---|
| a. one's own | Ako si <u>(name)</u> .
(I am _____.) | <u>(name)</u> ang pangalan ko.
(My name is _____.)

_____ ang nickname/palayaw ko.
(My nickname is _____.) |
| b. other(s) | Siya si <u>(name)</u> .
(He/She is _____.)

Sila sina <u>(name)</u> at <u>(name)</u> .
(They are _____ and _____.) | _____ ang pangalan niya.
(His/Her name is _____.)

<u>(name)</u> at <u>(name)</u> ang pangalan nila.
(Their names are _____ and _____.) |

2. To ask someone's name

- | | | |
|---|---|--|
| Anong pangalan mo?
(What's your name?) | Anong "nickname" mo? or
Anong palayaw mo?
(What's your nickname?) | Anong tawag sa iyo?
(How are you called? or
How do others call you?) |
|---|---|--|

3. To ask about personal information

- | | | | |
|--------------------|---|---|--|
| a. age | Ilang taon ka (na)?
(How old are you?) | Ano ang edad mo?
(How old are you?) | Ano ang edad mo ngayon?
(How old are you now?) |
| b. place of origin | Taga-saan ka?
(Where are you from?) | Saan ka nakatira?
(Where do you live?) | Saan ka nakatira sa Amerika?
(Where do you live/stay in America?) |
| c. marital status | May asawa ka na?
(Are you married?) | Wala ka pang asawa?
(You're not married yet?)

Binata/Dalaga ka pa?
(Are you still single?) | |

d. occupation

Ano'ng trabaho mo?
(What's your job? or
What do you do?)

Anong trabaho mo dito?
(What's your job here?) or
(What do you do here?)

Anong trabaho mo sa (office)?
(What's your job here in _____? or
(What do you do in _____?)

Saan ka nagtatrabaho?
(Where do you work?)

Saan ang opisina ng (host country
agency)?
(Where is the _____ office?)

Anong ginagawa mo rito sa
Pilipinas?
(What are you doing here in the
Philippines?/What do you do
here in the Philippines?)

e. family

Nasaan ang pamilya mo?
(Where is your family?)

Nasaan ang pamilya mo ngayon?
(Where is your family at present?)

May anak ka na ba?
(Do you have children?)

Nasaan ang nanay at tatay mo?
(Where is your mother and father?)

Ilan ang anak mo?
(How many children do you have?)

Nasaan ang kapatid mo?
(Where are your brothers and sisters?)

Ilan ang mga kapatid mo?
(How many are you in the family?)
*Referring to the number of siblings only.

Anong trabaho ng nanay/tatay mo?
(What does your mother/father do?)

Ilang taon na ang tatay/nanay mo?
(How old is your mother/father?)

4. To respond to questions on personal information

a. place of origin Taga (place) ako.
(I am from _____.)

Taga (place) ako, sa (specific location).
(I am from _____, in _____.)

Nakatira ako sa (place) malapit
(popular landmark).
(I live in _____ near _____.)

		Nakatira ako sa (place). (I live in/at _____.)	
b. age	(age). (age) anyos na ako. (I am _____ years old.)	Bata pa ako. (age) lang. (I'm still young. Only _____.)	
		Matanda na ako. (age) na ako. (I'm an old man/woman. I'm already _____.)	
c. marital status	Wala. (No.) Wala pa. (Not yet.) Oo. (Yes.) Oo, may asawa na ako. (Yes, I'm already married.)	Wala pa. Binata/Dalaga pa ko. (No, I'm still single.) Wala pa. Bata pa ako. (No, I'm still young.)	Wala pa. Bata pa naman ako. (No, I'm still young, anyway.) Oo, (no. of children) na nga ang anak ko. (Yes, in fact, I already have _____ kids.)
d. occupation	(job title) ako. (I am a _____.)	(job title) ang trabaho ko dito. (I work as a _____ here.) Nagtatrabaho ako sa (office). (I work with/for _____.)	Nagtatrabaho ako sa (office) bilang isang (job title). (I work for _____ as a _____.)
e. family	Nasa (place). (In _____.) Wala pa. (No, I don't have.)	Nasa (place) ang pamilya ko. (My family is in _____.) Nasa (place) ang tatay at nanay ko. (My father and mother are in _____.)	

Meron na.
(Yes, I have
in _____.)

(no. of siblings)
*Excluding PCV

(job title) ang nanay/tatay ko.
(My mother/father is a/an _____.)

(age) anyos na ang tatay/nanay ko.
(My father/mother is already
_____ years old.)

Nasa (place) ang mga kapatid ko.
(My brother(s) and/or sister(s) is/are
_____.)

Dalawa. Isang lalaki at isang babae.
(I have two. One boy and a girl.)

(no. of siblings) ang (mga) kapatid
(I have _____ brother(s) and
_____ sister(s).)

(number) (ng) na lalakit at
_____ (ng) na babae.)
(I have _____ brother(s) and/or
_____ sister(s).)

(no. of children) kaming lahat.
(There are _____ of us in the family.)

(job title) ang trabaho ng tatay/nanay ko.
(My father/mother works as a _____.)

Bata pa ang mga magulang ko.
(My parents are still young.)

Matanda na ang mga magulang ko.
(My parents are already old.)

Nasa (place) ang (no. of sibling) at
nasa (place) naman ang (no. of
sibling(s)).
(_____ is/are in _____
while _____ is/are in
_____.)

Nasa (place) si/sina (name/s of
siblings) at nasa (place) naman si/sina
(name/s of siblings).
(_____ is/are in _____
while _____ is/are in
_____.)

(no.) ang kapatid kong lalaki at (no.)
ang kapatid kong babae.
(I have _____ brother(s) and
_____ sister(s).)

(no. of children) kaming
magkakapatid.
(There are _____ of us
(children) in the family.)

Patay na ang tatay/nanay ko.
(My father/mother is already
dead.)

Task 1.3 Explaining PCV assignment in casual conversation

1. To ask what work someone does/will do

Anong trabaho mo?
(What's your job?)

Anong trabaho mo dito?
(What's your job here?)

Anong ginagawa mo dito sa
site?
(What do you do here in the
_____?)

Saan ka nagtatrabaho dito?
(Where are you working here?)

Anong gagawin mo dito?
(What will you do here?)

2. To describe work in terms of employer/affiliation

Peace Corps boluntir ako.
(I am a Peace Corps Volunteer.)

Nagtatrabaho ako sa Department of

(I'm working for the Department
of _____.)

Extension worker ako.
(I'm an extension worker.)

Magtatrabaho ako sa Department
_____ ng dalawang taon.
(I'll be working for the Department
of _____ for two years.)

3. To ask more information about someone's work

Anong trabaho mo sa (Host
Country Agency)?
(What's your job at _____?)

Anong klaseng trabaho ang ginagawa/
gagawin mo dito?
(What type of job are you doing/
will do here?)

Anong klaseng trabaho ang ginagawa/
gagawin mo dito sa site?
(What type of job are you doing/
will do here in the _____?)

- 4 To state more information about one's work

Tutulong ako sa mga tao dito.
(I will be helping the people here.)

magsasaka
(farmers)

Magtatrabaho ako sa (Host Country Agency) bilang isang (job title) at tutulong kami sa mga tao/ magsasaka/mangingisda/titser.
(I'll be working as a/an job title for Agency and we will help the people/farmers/fishermen/teachers.)

Magtatrabaho ako dito sa (Host Country Agency) ng dalawang taon, at tutulong kami sa mga tao/ magsasaka/mangingisda/ ng barangay/eskwelahan ito.
(I'll be working for the Agency for two years and we will help the people/farmers/fishermen/teachers of this barangay/school.)

Task 1.4 Meeting the Host Family for the first time

1. To greet

Magandang umaga po.
(Good morning.)

Kumusta po kayo?
(How are you, sir/ma'am?)

2. To respond to greetings

Magandang umaga rin naman.
(Good morning to you, too.)

Mabuti naman.
(Fine.)

Mabuti naman kami dito.
(We're fine/okay here.)

3. To introduce oneself

Ako po si (name).
(I am _____.)

(place of origin) po ako.
(I am from _____.)

(name) ang buong pangalan ko.
(My (complete) name is _____.)

(place of origin) po ako sa (location).
(I'm from _____ in _____.)

4. To express appreciation to HF for hosting PCV

Mabuti po at tumanggap kayo ng Amerikano.
(I'm glad you agreed to host an American.)

Mabuti naman po at tumanggap kayo ng Amerikano dito sa inyo.
(I'm glad/It's good you agreed to host an American in your home.)

5. To ask about family's condition

Kumusta (po) naman ang buhay dito?
(How's life here?)

Kumusta po naman ang buhay dito sa (barangay)?
(How's life here in _____?)

Kumusta (po) naman ang mga _____ dito?)

tanim
(plants grown)

huling isda
(fishes caught)

Kumusta po naman ang pagtanim/
pangingisda?
(How's the planting/fishing going?)

Kumusta (po) naman ang mga _____ ngayong panahong ito?
(How's _____ going these days? or
How's _____ going during this
time of the year?)

6. To tell something about family's condition

Okey/Ayos lang.
(Just okay/fine.)

Ayos lang masaya naman kami dito.
(Just fine, we're quite happy here.)

Sa awa ng Diyos, nakakaraos pa naman kahit papano.
(Through God's mercy, we survive somehow.)

Maganda naman ang huling ani namin.
(Our last harvest was good.)

Araw-araw marami karning huling isda.
(We always have a good catch everyday.)

71

72

Minsan maganda ang ani, minsan hindi.
(Sometimes we have a good harvest, other
times nothing at all.)

7. To show PCV
around the house

Ito ang (part of the house).

kuwarto mo.
(your room)

kusina
(kitchen)

banyo
(bathroom/toilet)

kubeta
(toilet)

(This is your room/kitchen/
bathroom/toilet.)

Halika ito ang (part of the house).
(Come (here), this is _____.)

Nasa _____ ang (part of the house).

kanan
(right)

kaliwa
(left)

likod
(back)

(The part _____ ouse is on/at the right/
left/back.)

8. To ask for location
of (part of the house)

Nasaan ang (part of the house)?
(Where is the _____?)

Nasaan ang _____ dito?
(Where is the _____ here?)

Nasaan ang _____ ninyo dito?
(Where is your _____ here?)

9. To encourage
someone to rest

Magpahinga ka muna.
(You rest first.)

Gusto mo bang magpahinga muna?
(Would you like to rest for a while?)

Magpahinga ka muna sa kuwarto
mo bago tayo kumain.
((You) get some rest first, before
we eat.)

- | | | | |
|-----------------------|--|--|---|
| 10. To excuse oneself | Sige po. Maiwan ko muna kayo.
(Excuse me, I will leave you here for a while.) | Excuse me po. Magpahinga muna ako.
(Please excuse me, I'm going to rest first.) | Excuse me (po). Pupunta muna ako sa kuwarto ko.
(Excuse me, I'll go to my room for a while.) |
|-----------------------|--|--|---|

Task 1.5 Making small talk about personal information

1. To ask questions on personal information

- | | | | |
|--------------------------------------|--|--|--|
| a. Travel | Kumusta ang biyahe mo?
(How was your trip?) | Ilang oras ang biyahe mula sa Amerika?
(How long was the travel from the States?) | Nakakapagod ba ang biyahe ninyo?
(Did your trip make you tired?) |
| | | Ilang oras ang biyahe mula (training or conference site)?
(How long was your trip from _____?) | |
| b. Length of stay in the Philippines | Matagal ka na ba dito?
(Have you been here long?) | Gaano katagal ka na dito?
(How long have you been here?) | Kailan ka pa dumating dito sa Pilipinas?
(When did you arrive here in the Philippines?) |
| c. Language learned | Nag-aral ka ba ng Tagalog?
(Did you study Tagalog?) | Saan ka nag-aral ng Tagalog?
(Where did you study Tagalog?) | |
| | | Sino ang nagturo sa iyo?
(Who taught you Tagalog?) | |
| | Marunong ka ba ng Tagalog?
(Can you speak in Tagalog?) | Nakakaintindi ka ba ng Tagalog? or Naiintindihan mo ba ang Tagalog?
(Can you understand Tagalog?) | Marunong ka bang magsalita ng Tagalog?
(Can you speak in Tagalog?) |
| | Marunong ka bang mag-Tagalog?
(Can you speak in Tagalog?) | Marunong ka na bang mag-Tagalog?
(Can you now speak Tagalog?) | Marami ka na bang alam sa Tagalog?
(Do you know much Tagalog now?) |

75

76

d. Residence	Saan ka nakatira? (Where do you live/stay?)	Saan ka nakatira dito sa (barangay)? (Where do you live/stay here in _____?)	Anong pangalan ng pamilyang tinitirhan mo? (What is the name of the family you're staying with?)
	Saan ka titira? (Where will you live/stay?)	Saan ka titira dito sa (barangay)? (Where will you live/stay here in _____?)	
e. Educational Attainment	Anong natapos mo? or Anong tinapos mo? (What course did you finish in college?)	Ano ang kursong tinapos/natapos mo? (What course did you finish in college?)	Anong pinag-aralan mo sa kolehiyo? (What did you study in college?)
	Anong kurso mo? (What course did you study in college?)		
	Anong "major" mo? (What course did you major in in college?)	Anong "minajor" mo? (What course did you major in in college?)	
	Anong "major" mo sa college? (What course did you major in in college?)		
f. Place of origin (Temperature/ Climate)	Malamig ba doon? (Is it cold there?)	Umiinit din ba doon? (Does it also get hot there?)	
	Malamig ba doon sa (state)? (Is it cold (there) in _____?)	Ano ang panahon ngayon sa Amerika? (What is the season now in the States?)	Anong panahon ngayon doon sa inyo? (What is the season now in your place?)

2. To respond to questions on personal information

a. Travel	Mabuti. (Fine.)	Mabuti naman. (It was just fine.)	
	Ayos lang. (It was just fine.)	Nakakapagod. (It was tiring.)	75

71

	(number)-ng/na oras. (_____ hour/s.)	(number)-ng/na oras ang biyahe. (The trip took _____ hour/s.)	(number)-ng/na oras ang biyahe mula (training/conference site). (It's _____ hour/s travel from _____.)
b. Length of stay in the Philippines	Hindi. (number) ng/na araw/ linggo/buwan pa lang. (No, I've been here for only _____ days/weeks/months.)	(number) ng/na araw/linggo/ buwan pa lang ako dito. (No, I've been here for only _____ days/weeks/months.) _____ng/na araw/linggo/buwan na ako dito. (I've been here for _____ days/ weeks/months now.)	Karating ko lang noong (date). (No, I just arrived last _____.) Dumating ako dito noong (date). (I arrived here last _____.)
c. Language learned	Oo, nag-aral ako. (Yes, I studied.) Sa (training site). (In/at _____.) Si/Sina (name) _____ ang (mga) titser ko. (_____ is/are my Language Instructors.) Oo, marunong ako. (Yes, I can speak Tagalog.) Oo, konti lang. (Yes, but only a little.)	Oo, nag-aral ako ng Tagalog. (Yes, I studied Tagalog.) Nag-aral ako ng Tagalog sa (training site). (I studied Tagalog in/at _____.) Si/Sina (name), _____ ang mga titser ko sa (training site). (_____ is/are my Language Instructors in _____.) Oo, marunong ako sa Tagalog. (Yes, I can speak Tagalog.) Oo, pero konti lang. (Yes, but only a little.)	Oo, nag-aaral ako ng konting Tagalog. (Yes, I studied a little Tagalog.) Oo, marunong akong magsalita ng Tagalog. (Yes, I can speak Tagalog.)

79

80

Oo, nakakaintindi ako. or
Oo, naiintindi han ko.
(Yes, I can understand. or
Yes, I understand.)

Oo, marunong akong mag-Tagalog.
(Yes, I can speak Tagalog.)

Oo, marunong na akong mag-Tagalog. Oo, marami na akong alam na Tagalog.
(Yes, I can speak Tagalog now.) (Yes, I know more Tagalog now.)

d. Residence

Sa (address).
(In/At _____.)
Dito sa (name of town/barangay).
Diyari.
(Here in/at _____ there.)

Nakatira ako sa (address).
(I live in/at _____.)
Titira ako sa (address).
(I will live in/at _____.)

Doon/Dun.
(Over there.)

e. Educational
Attainment

(course/degree)

(course/degree) ang tinapos/natapos ko.
(I finished _____.)

(course/degree) ang kursong tinapos/
natapos ko.
(I finished a (degree in) _____.)

(course majored in).

(course majored in) ang major ko.
(_____ is my major.)

(_____) ang "major/minor" ko sa
"college".
(I majored in _____ at college.)

f. Place of
(temperature/
Climate)

Oo, malamig doon.
(Yes. It's cold there.)

Oo, umiinit din doon.
(Yes, it also gets hot there.)

Oo, malamig doon sa (state).
(Yes, it's cold (there) in _____.)

Oo, malamig na malamig doon.
(Yes, it's very cold there.)

(season) ngayon.
(It's _____ now.)

(season) ngayon sa Amerika.
(It's _____ now in the States.)

(season) ngayon doon sa amin.
(It's _____ now in our place.)

(season) ang panahon ngayon sa
amin.
(It's _____ now in our place.)

Task 1.6 Informing Host Family about intention of stepping out

1. To express one's
intention to leave

Aalis muna (po) ako.
(I'm going out for a while.)

May pupuntahan (po) ako.
(I'm going somewhere.)

May pupuntahan ako ngayong umaga.
(I'm going somewhere this morning.)
ngayong hapon
(this afternoon)

May lakad (po) ako.
(I am going somewhere.)

ngayong gabi
(tonight)

2. To ask where
one is going

Saan?
(Where?)

Pasaan ka?
(Where are you going?)

Saan ang punta mo?
(Where are you going?)

Saan ka pupunta?
(Where are you going?)

3. To state where
one is going

Sa (destination).
(To _____.)

Diyan lang sa labas.
(Just outside.)

Pupunta lang ako sa (destination).
(I'm just going to _____.)

Diyan lang.
(Just there.)

Pupunta ako sa bahay ni (name of
person).
(I'm going to _____'s house.)

- | | | | |
|---|--|---|---|
| | | | Pupuntahan ko si <u>(name of person)</u> .
(I'm going to see _____.) |
| 4. To ask about one's purpose for leaving | Anong gagawin mo doon?
(What are you going to do?) | Anong gagawin mo sa <u>(destination)</u> ?
(What will you do in _____?) | Bakit kailangang pumunta ka doon?
(Why do you need to go there?) |
| | | Bakit ka pupunta doon?
(Why are you going there?) | |
| 5. To state one's purpose for leaving | Bibisitahin ko si <u>(name of person)</u> .
(I'm going to visit _____.) | Titingnan ko ang proyekto/trabaho <u>(site of assignment)</u> .
(I'm going to take a look at our project in/at _____.) | May kakausapin ako sa _____.
(I have to talk to somebody in/at _____.) |

Task 1.7 Explaining PCV project assignment to the local community

- | | | | |
|--|---|--|---|
| 1. To ask about PCV 's project | Ano ang proyekto mo?
(What is your project?) | Anong proyekto ang gagawin mo?
(What kind/type of project will you be doing?) | |
| | Ano ang plano mo?
(What is your plan?) | Ano ang pinaplano mo?
(What do you plan to do?) | Ano ang pinaplano mong gawin?
(What do you plan to do?) |
| | | | Ano ang pinaplano mong proyekto sa "site" mo?
(What project do you plan to do at your site?) |
| 2. To state name of project and/or plans | <u>(name of project)</u> | <u>(name of project)</u> ang proyekto ko.
(My project is on _____.) | |

Gagawa ako ng (project).
(I will be making a _____.)

Gusto kong gumawa ng (project).
(I would like to make a _____.)

Tungkol sa (name of project) ang
proyekto ko.
(My project is on _____.)

Plano kong gumawa ng (project).
(I plan to make a _____.)

3. To ask how
project will
address needs
of the community
- Para saan 'yan/'yon?
(What's that (project) for?)

Ano ang maitutulong niyan/niyon?
(How can that be of help? or
What help can that give?)

Ano ang maitutulong niyan/niyon sa
mga tao?
(What help can that give to the
people?)

Paano iyan makakatulong sa mga tao?
(How can that be of help to the people?)

4. To state how
project will
address needs
of the community
- Dagdag ito sa kinikita nila.
(This is additional income to
them.)

Mas maganda ang ani para sa mga
magsasaka.
(The farmers will have a better
harvest.)

Dagdag ito sa kinikita nila sa araw-
araw.
(This will add to their daily income.)

Mas maraming huli (ng isda) para sa
mga mangingisda.
(The fishermen will have a bigger catch.)

S7

88

5. To ask about PCV's role in the project

Ano ang gagawin mo sa (name of project)?
(What is your responsibility in the _____?)

Ano ang magiging trabaho mo sa ito/iyon?
(What is your role/task in this/that project?)

6. To state PCV's role in the project

Tutulong ako sa mga magsasaka/mangingisda.
(I will be helping the farmers/fishermen.)

Magtatanim kami ng (seed/s).
(We will be planting _____.)

Makikipagtulungan ako sa mga magsasaka/mangingisda dito.
(I will be working with the farmers/fishermen here.)

Gagawa kami ng (e.g. artificial reef).
(We will be making a _____.)

Makikipag-miting ako sa mga itiser/guro dito.
(I will be meeting with the teachers here.)

Tutulong akong maghanap ng (e.g., books, funds).
(I will help look for/find _____.)

TOPIC **SOCIALIZING**
Task 1.8 **Expressing humor**

Competencies	Basic	Intermediate	Advanced
1. To tell a joke	May "joke" ako. (I have a joke.)	May alam akong magandang "joke". (I know of a good joke.)	
	A. Ano sa "Japanese" ang pangit? (What's ugly in Japanese?) B. Ano? (What?) A. Kamukha-mo! (Literally: Looks like you! - spoken with a Japanese accent.)	May alam akong nakakatawang "joke". (I know of a funny joke.)	
2. To respond to a joke	Ano yon? (What is it?)	Sige nga. Ano yon? (Okay, let's hear it.)	
	Ay komil! (Oh! It's comy.)	Hindi naman nakakatawa e. (It's not funny.)	
	Ngee! (Ugh!)	Anong nakakatawa doon? (What's funny?)	
	Okey a! (That one's good!)	Okey ang joke mo a! (Your joke is a good one!)	

Topic: Language to Manage Learning
Task: Identifying language to be used in communication

Competencies	Basic	Intermediate	Advanced
1. To state level of ability	Hindi ako marunong mag-Tagalog. (I don't know how to speak Tagalog.) Marunong ako ng Tagalog. (I know how to speak Tagalog.)	Hindi ako masyadong marunong mag-Tagalog. (I don't speak Tagalog very well.) Marunong ako pero konti lang. (I know but just a little bit.) Konti lang ang alam ko. (I know just a little.)	Konti lang ang alam kong salita. (I know just a few words.)
2. To state level of ability to understand target language	Maintindihan kong konti. (I can understand just a little.)	Konti lang ang naintindihan ko. (I can understand just a little.) Hindi ko masyadong maiintindihan. (I don't understand (TL) very well.)	

Task 2.2. Making requests about manner of speech

1. To ask someone to repeat	Paki-ulit. (Please repeat.) Ano? (What?) Ano ka mo? (What did you say?)	Paki-ulit (mo) nga. (Please repeat.) Anong sabi/sinabi mo? (What did you say?)	Paki-ulit mo nga ang sinabi mo. (Please repeat what you just said.)
-----------------------------	--	---	--

2. To ask someone to pause/stop speaking for a moment

Sandali (lang)/Sandali (muna).
(Wait a minute.)

Teka (lang) /Teka (muna).
(Wait a minute.)

Dahan-dahan.
(Slowly please.)

Teka, dahan-dahan lang.
(Wait, slow down. (please).)

Task 2.3 Eliciting Meanings in TL

1. To ask for meaning (Definition/Explanation)

Ano ang (English word)?
(What is _____?)

Ano ang ibig sabihin ng (English word)?
(What does _____ mean?)

Anong ibig mong sabihin?
(What do you mean?/What are you saying?)

2. To state meaning (Definition/explanation)

(Meaning)

Ang ibig kong sabihin
(What I mean is)

3. To ask how to say something in TL

Ano sa Tagalog ang (English word).
(What is _____ in Tagalog?/
How do you say _____ in Tagalog?)

Paano ko sasabihin ang (English word)
Tagalog?
(How do you say _____ in Tagalog?)

4. To state how to say something in TL

(Tagalog word)

(Tagalog word) ang (English) sa Tagalog.
(_____ is _____ in Tagalog.)

(Tagalog word) ito sa Tagalog.
(It's _____ in Tagalog.)

5. To ask appropriateness of certain expressions in given situations

Tama (ba)?
(Is it correct?)

Tama ba ang sinabi ko?
(Did I say it right?)

Tama ba ang Tagalog ko?
(Is my Tagalog correct?)

Paano ko sasabihin ito sa Tagalog?
(How do I say this in Tagalog?/
How will I say this in Tagalog?)
Ano ang dapat kong sabihin?
(What should I say?)

Task 2.4 Ensuring communication is clear

1. To state lack of understanding

Hindi ko maiintindihan.
(I don't understand.)

Hindi ko naiintindihan ang sinasabi mo.
(I don't understand what you're saying.)

Hindi ko alam ang ibig mong sabihin.
(I don't understand what you're saying.)

Hindi ko maiintindihan.
(I can't understand.)

Di kita maiintindihan.
(I can't understand you.)

2. To state confusion

Nalilito ako.
(I'm confused.)

Naguguluhan ako.
(I'm confused.)

Naguguluhan ako sa sinasabi mo.
(I'm confused with what you're saying.)

Ang gulo mo!
(You're confusing me.)

Naguguluhan ako sa iyo.
(You're making me confused.)

3. To confirm understanding

Naiintindihan ko.
(I understand.)

Naiintindihan (na) kita.
(I understand you (now).)

Naiintindihan ko (na) ang sinabi mo.
(I understand what you're saying (now).)

TOPIC FOOD
Task 3.1 Finding out about (new) food

Competencies	Basic	Intermediate	Advanced
1. To ask name of food	Ano <u>ito/iyan/iyon</u> ? (What's this/that/that?)	Anong tawag <u>dito/diyan/doon</u> ? (What do you call this/that/that?) Anong pangalan nito/niyan/noon? (What's this/that/that called?)	
2. To state name of food	(Name of food) (Name of food) ito/iyan/iyon. (It's/That's _____)	(Name of food) ang tawag dito/diyan/doon. (It's/That's called, _____)	
3. To ask about taste of food	Ano'ng lasa? (What's the taste?)	Ano'ng lasa nito/niyan/niyon? (What does it/that taste like?)	
4. To describe taste of food	(taste adj.) ito/iyan/iyon. (It's _____) matamis (sweet) maalat. (salty) maasim (sour) maanghang (spicy) matabang (bland)	Anong lasa ng (food)? (What's the taste of _____?)	

5. To ask how food is prepared	Paano ito niluluto? (How is this cooked?)	Paano mo ito niluluto? (How do you cook this?)
6. To describe how food is prepared		
a. Method	Prito. (Deep-fried)	Pisiprito. (It's deep-fried.)
	Laga. (Boiled.)	Nilalaga. (It's boiled.)
b. Temperature		Mas masarap kung mainit. (It's better if it's served hot.)
c. Form	Hilaw lang. (Raw.)	Niluluto ang (food). (The _____ is cooked.)
		Niluluto ito. (It's cooked.)
d. Consistency	Mamantika. (It's oily/greasy.)	
	Masarsa. (It has plenty of sauce.)	
	Masabaw. (It is soupy.)	
	Tuyo./Walang sabaw. (Dry./There's no broth.)	
e. Parts	May taba at laman. (There's meat and fat.)	
	Buto-buto. (Bones/joints.)	

- | | | |
|----------------|---|---|
| f. Ingredients | May (ingredient(s).
(There's _____.) | May halong (ingredient).
(_____ is added.) |
| | Gawa sa (name of ingredient)
(It's made of _____.) | |

Task 3.2 Finding out how to eat (new) food

- | | | |
|--|---|--|
| 1. To ask manner of eating food | Paano ito/kainin?
iyon/iyan
(How do you eat this/that?) | Paano mo ito kinakain?
(How do you eat this/that?) |
| 2. To describe/explain manner of eating food | Hiwain (mo).
(Cut it.)

Balatan (mo).
(Peel it.) | Hinihiwa ito.
(It's cut (in pieces).)

Binalatan ito.
(You peel it (the skin) off.)

Alisin mo ang buto.
(Remove the seed.) |

Task 3.3. Offering/responding to an offer of (new) food

- | | | |
|---|---|--|
| 1. To offer food | Kuha ka.
(Get some./Have some.)

Kuha pa.
(Have some more.) | Kumuha ka (pa).
(Get/Have some (more).)

Tikman mo ito.
(Taste this/Try it.) |
| 2. To respond to offer of food by accepting | Sige.
(Okay.)

Salamat.
(Thank you.) | |

3. To respond to offer of food by refusing	Salamat na lang. (No, Thank you.)	Sige, busog pa ako. (Thanks, I'm still full.)	Huwag na lang, busog pa ako. (Don't bother, I'm still full.)
	Mamaya na (lang). (Later on, thanks.)	Hindi na po. *formal (No more, thanks.)	
	Ayoko. *(very informal) (I don't like.)		
4. To state reason for refusal	Busog ako. (I'm full.)	Kakakain ko lang. (I've just eaten.)	Hindi ako kumakain ng (name of food). (I don't eat _____.)
	Bawal, e. (It's not good (for me).)	Katatapos ko lang. (I've just finished eating.)	
		Bawal sa akin, e. (It's not good for me.)	
5. To encourage/insist that someone try food offered	Kuha pa. (Have/Get some more.)	Kumuha pa. (Have/get some more.)	Ang konti naman ng kinuha mo. (You didn't get/have enough.)
	Kain pa. (Eat some more.)	Kumain ka pa. (Eat some more.)	
	Kain na. (C'mon, eat.)	Huwag kang mahiya. (Don't be shy (to get some more).)	

Task 3.5 Preparing food

1. To ask about need for food	Gutom ka (ba)? (Are you hungry?)	Gusto mo bang kumain/uminom? (Would you like (something) to eat/drink?)	Ano'ng gusto mong kainin/inumin? (What would you like to eat/to drink?)
	Nauuhaw ka (ba)? (Are you thirsty?)	Gusto mo ba ng inumin? (Would you care for something to drink?)	

2. To state need
for food/drink

Gutom ako.
(I'm hungry.)

Nauuhaw ako.
(I'm thirsty.)

3. To ask about
ingredients

Ano'ng meron 'to?
(What's in it?)

Nagugutom ako.
(I'm hungry/I feel hungry.)

Gusto ko ng (name of food).
(I like/want _____.)

Gusto kong kumain/uminom.
(I want to eat/drink.)

Ano ang rekado/sahog nito?
(What are the ingredients of this?)

Ano'ng ginamit mo dito?
(What did you use to make this?)

Meron ba itong (name of ingredients)?
(Does this have _____?)

Gusto kong kumain/uminom ng
(name of food).
(I'd like to eat/drink _____.)

Nilagyan mo ba ito ng (name of
ingredient)?
(Did you put _____ in it?)

TOPIC SHOPPING
Task 4.1 Locating sources of needed items

Competencies	Basic	Intermediate	Advanced
1. To ask source of needed item	Saan may (needed item)? (Where can one find _____?)	Saan pwedeng bumili ng (needed item)? (Where can (I) buy _____?)	Saan kaya pwedeng bumili ng (needed item)? (Where can I buy _____?)
	May (needed item) ba sa (place)? (Is there _____ in _____?)	Saan nakakabili ng (needed item)? (Where can one buy _____?)	Saan kaya ako makakabili ng (needed item)? (Where can I buy _____?)
2. To state source of needed item	Saan merong (needed item)? (Where can one find _____?)	Saan ang bilihan ng (needed item)? (Where can one buy _____?)	
		May tindahan ba ng (needed item) dito? (Is there a store (here) which sells _____?)	
	Dito/Diyan/Doon lang. (Just here/there/there.)	Subukan mo sa (name of source). (Try at _____.)	Subukan mo sa (name of source) at baka meron. (Try at/in _____ and you may find some.)
	Siguro sa (name of source). (Maybe at/in _____.)	Baka meron diyan sa (name of source). (There might be (some) in/at _____.)	
	Baka sa (name of source). (Maybe in/at _____.)		
	Sa banda diyan. (Towards that direction.)		

Task 4.2 Selecting items

1. To ask what item is needed	Anong hanap mo/ninyo? (What are you looking for?) or (Can I help you?)	Anong hanap ninyo, Misis/Mister? (What are you looking for, Mrs./Mr.?)
-------------------------------	--	---

	Ano'ng kailangan mo/ninyo? (What do you need?)	Ano po ang gusto/kailangan ninyo, Misis/Mister? (What do you want/need, Mrs./Mr.?)	
	Ano'ng gusto mo/ninyo? (What do you want?)		
2. To state what item is needed	Pabili ng <u>(needed item)</u> . (Let me buy some _____.)	Patingin nga ng <u>(item)</u> ninyo. (Let me see your _____.)	Pagbilhan ninyo nga ako ng <u>(needed item)</u> . (Let me buy (some) _____?)
3. To ask preferences about needed items	Ano'ng <u>kulay/sukat?</u> (What color/what size?)	Ano'ng <u>kulay</u> ang gusto mo? (What color do you like?)	Ano'ng <u>kulay</u> po an gusto ninyo Misis/Mister? (What color do you like, Mrs./Mr?)
4. To state preferences about needed items	<u>(Color/Size/etc.)</u> May <u>(color/size)?</u> (Is there _____? Do you have _____?)	Gusto ko ng <u>(color/size/etc.)</u> (I like _____.) Meron bang <u>(color/size)?</u> (Do you have _____?)	Meron ba kayong <u>(color/size)</u> nito? (Do you have _____.)
5. To ask where an item is located within a market area or store	Saan ang <u>(location)?</u> (Where's the _____?)	Saan ba dito ang <u>(location)?</u> (Where's the _____ here?)	
6. To give directions within a market area or within a store	Katabi ng <u>(location)</u> . (Beside (the) _____.) Sa <u>(location)</u> . (In/At _____.)	Doon sa <u>(location)</u> , katabi ng <u>(location)</u> . (There in/at _____ beside the _____.)	

Task 4.3 Determining price

1. To ask price	Magkano? (How much?)	Magkano ang (<u>quantity</u>) ng (<u>item</u>)? (How much is _____ of _____?)	Magkano ang halaga/presyo ng (<u>item</u>)? (How much is the price of _____?)
	Magkano ito/iyan/iyon? (How much is this/that/that?)		
2. To state price	(P _____) pesos. (_____ pesos.)	(P _____) pesos ang (<u>quantity</u>). (_____ is _____ pesos.)	Para (po) sa inyo, P _____ pesos na lang. (For you, just _____ pesos.)
	(P _____) pesos lang. (Only _____ pesos.)	P _____ pesos lang. (Only/Just _____ pesos.)	Ibibigay ko na lang sa inyo ng P _____ pesos. (I'll just give it to you for P _____ pesos.)
3. To complain about the price	Ang mahal (naman)! (It's expensive!)	Naku, ang mahal naman! (It's too expensive!)	Ang mahal-mahal naman ng tinda mo! (Your goods are too expensive!)
4. To negotiate a bargain	Walang tawad?/Wala bang tawad? (Is there no discount?)	Pwedeng tumawad? (Can I get a discount?)	Wala ho bang bawas iyan? (Is there no discount?)
	Wala bang bawas? (Is there no discount?)	Tapat na ba iyan? (Is the price fixed?)	Sige na, (P _____) pesos na lang para dito. (C'mon just _____ pesos for this (one).)
	Tawad naman, o? (A discount, please?)		
	P _____ na lang, pwede? (Is P _____ alright?)		
5. To insist on original price	Tapat na iyan. (That's the fixed price.)	Hindi na pwedeng bawasan iyan. (The price can't be reduced further./ I can't reduce the price for that anymore.)	Wala nang bawas iyan, lugi naman ako. (There's no discount - there won't be any profit left.)

6. To agree to a price	Sige na nga/lang. (Alright.)	Sige, buena mano lang. (Alright, since you're my first customer anyway.)	Kung hindi mo babawasan, di na lang ako bibili. (If you won't reduce the price, I won't buy it anymore.)
	Sige, (P ____). (Okay, ____ pesos.)	Sige, basta - ikaw! (Okay, just for you.)	Titingin muna ako sa iba. (I'll go around first.)
7. To disagree with price (and not make purchase)	Mahal! Di bale na lang. (It's expensive! Never mind/Don't bother.)	Ang mahal, hindi bale na lang! (It's so expensive, never mind/don't bother.)	
	Huwag na lang. (Never mind/Don't bother.)		
8. To ask for change (if purchase is made)	Sukli ko? (My change.)	Ang sukli ko ho? (My change, please.)	Miss, may sukli pa ako sa P _____. (Miss, I still have some change from the _____.)
9. To identify incorrect change and ask for correct amount	Kulang ito. (It's not enough.)	Kulang po ang sukli ninyo. (You didn't give me enough change.)	Kulang po ang ibinigay ninyong sukli sa akin. (You didn't give me enough change.)
	Kulang (po) ang sukli. (You didn't give me enough change.)		
10. To ask for a receipt	Resibo ho? (The receipt, please?)	Pahingi ng resibo, ha? (Let me have a receipt, please?)	Bigyan mo ako ng resibo, pwede? (Can you (please) give me a receipt?)
	Yung resibo? (Where is the receipt?)	Pwedeng humingi ng resibo? (Can I have a receipt?)	Pakibigyan mo nga ako ng resibo. (Please, give me a receipt.)
11. To give a receipt	Heto/Eto, o. (Here it is.)	Eto ang resibo mo/ninyo. (Here is your receipt.)	Eto ang resibo ninyo sa pinamili ninyo. (Here's your receipt for the goods you've bought.)

TOPIC: TRANSPORTATION
Task 5.1 Taking local transportation

Competencies

1. To state desired local destination Sa (desired destination).
(To _____.)
2. To ask best type of transportation Ano'ng sasakyan ko?
(What (means of) transportation will I take?)
3. To state best type of transportation (Means of transportation)
4. To ask location of pick up points for local transportation Mag-(means of transportation).
(Take a _____.)
5. To state location if pick-up point Saan ako sasakay?
(Where will I get a ride?)
6. To ask route of vehicle Saan/Nasaan ang istasyon ng dyip?
(Where's the jeepney station?)

Basic

- Gusto kong pumunta sa (desired destination)
(I would like to go to _____.)
- Ano ang mabuting/magaling sakyan pa (desired destination).
(What's the best (means of) transportation to get to _____?)
- Sumakay ka ng (means of transportation).
- Sumakay ka ng (means of transportation).
(Take a _____.)
- Saan ako kukuha ng sasakyan?
(Where will I get a ride?)
- Saan ang sakayan ng dyip dito?
(Where's the jeepney stop here?)
- Pagkalampas ng (location).
(Right after _____.)
- Saan ito dumadaan?
(Where does this vehicle pass?)

Intermediate

- Pwede bang lakarin mula rito ang (desired destination).
(Could one walk to _____ from here?)
- Walang dyip doon. Kailangang mag-(means of transportation) ka.
(There are no jeepneys there. You need to take a _____.)
- Saan mabuting maghintay ng sasakyan dito?
(Where is the best place to wait for a ride here?)
- Dadaan ba ito sa may (name of place)?
(Will this pass by/through _____?)

Advanced

7. To state route of vehicle Sa (route/direction).
(In/At/Through _____.)

8. To state destination if not already stated Sa (destination) ako.
(In/At _____.)

9. To ask fare Magkano?
(How much?)

10. To state fare P _____.

11. To ask for change back Sukli ko?
(Change, please?)

12. To ask where to get off for a given destination Saan ako bababa?
(Where does one get off?)

13. To state where to get off for a given destination Dito/Diyan lang.
(Just here/ there.)

Sa kanto.
(At the corner.)

14. To ask the driver to stop vehicle Para!
(Stop!)

Anong dinadaan nito?
(What route does this vehicle take?)

Hindi ito dadaan sa (route/direction).
(This won't pass through _____.)

Sa (destination) ho ako bababa?
(I'll get off at _____.)

Magkano hanggang (destination)?
(How much is it up to _____?)

Magkano ang pamasaha?
(How much is the fare?)

P _____ bawat isa.
(P _____ each.)

P _____ hanggang (destination).
(P _____ up to _____.)

Mama, ang sukli ko ho?
(My change please, Mister?)

Saan ang babaan sa (destination)?
(Where does one get off in/at _____?)

Dito na ako.
(Here.)

Sa tabi lang.
((Pull over) at the side.)

Para diyari.
(Stop right there.)

Para sa tabi.
(Pull over at the site.)

Task 5.2 Taking a trip

- | | | | |
|---|---|---|---|
| 1. To state destination out of town | Pa-(<u>destination</u>) ako.
(I'm going to _____.) | Gusto kong pumunta sa (<u>destination</u>).
(I'd like to go to _____.) | |
| | | Gusto kong pumasayal sa (<u>destination</u>).
(I'd like to visit _____.) | |
| 2. To ask best type of transportation to take | Pwedeng mag-(<u>means of transportation</u>) sa (<u>destination</u>).
(Can I take a _____ to _____?) | Angong magaling/mabuting sakyan papuntang (<u>destination</u>)?
(What's the best means of transportation in going to _____?) | |
| 3. To state best type of transportation to take | <u>Barko</u> .
(Boat/Ship.)

<u>Eroplano</u> .
(Airplane.)

Etc. | Kailangang mag-barko ka.
(You need to take the boat/ship.)

Pwede kang <u>magbarko o mag-eroplano</u> .
(You can take the boat or the plane.) | |
| 4. To ask location of transportation center | Saan ang <u>terminal</u> ?
(Where's the terminal?) | Saan/Nasaan ang <u>istasyon ng bus</u> ?
(Where is the bus station?) | Saan/Nasaan ang <u>daungan ng barko</u> .
(Where's the port/pier?) |
| 5. To state location of transportation | (*See gambits in task no. 5.1 and nos 5 and 13) | | |
| 6. To ask destination | Saan ka pupunta?
(Where are you going?) | Saan mo gustong pumunta?
(Where do you want to go?) | |

122

- | | | | |
|---|--|--|--|
| 7. To ask schedule of service to stated destination or length of trip | Araw-araw?
(Everyday?) | Kapag walang pasok?
(If it is a holiday?) | Gaano katagal ang biyahe mula rito hanggang (destination)?
(How long is the trip from here to _____?) |
| | | Ano'ng oras ang alis/dating ng bus?
(What time does the bus leave/arrive?) | Tama ba sa oras dumating/umalis ang bus?
(Does the bus arrive/leave on time?) |
| | | Ano'ng oras ang unang biyahe?
(What time is the first trip?) | |
| 8. To state schedule of trip | Alas-onse.
(Eleven o'clock.) | Umaalis ng (time).
(It leaves at _____.) | Umaalis ang bus ng (time) at dumadating ng (time).
(The bus leaves at _____ and arrives at _____.) |
| | (time). | | |
| | Mga (time).
(Around _____.) | Dumadating ng (time).
(It arrives at _____.) | |
| 9. To ask distance of trip | Ilang oras ang (destination/trip)?
(How long is the trip?) | Ilang oras/kilometro hanggang (destination)?
(How many hours/kilometers is it to _____?) | |
| | Malayo ba dito?
(Is it far from here?) | Malayo ba dito yon?
(Is it far from here?) | |
| | Gaano kalayo ang (destination)?
(How far is _____?) | | |
| 10. To state distance of trip | Mga (number) kilometro/oras.
(Around _____ kilometers/hours.) | Malayo siguro mga (number) oras/kilometro.
(It's far maybe about _____ hours/kilometers.) | |

	Malapit lang. (It's just near here.)	
11. To ask if ticket is to be one way or round trip	One way? Balikan? (One way? Round trip?)	Gusto mo ba ng (type of ticket) ticket? (Would you like a _____ ticket?) Ano'ng gusto mong tiket, one way or round trip? (What ticket would you like, a one way or round trip ticket?)
12. To ask payment procedure (when/ who to pay)	Saan magbabayad? (Where will I pay?)	Saan ako magbabayad? (Where will I pay?) Kanino ako magbabayad. (Whom will I pay?) Kailan ako magbabayad? (When will I pay?)
13. To state payment procedure	Sa konduktor. (To the conductor.) Dito, etc. (Here.)	Sa konduktor ang bayad. (The fare is given to the conductor.) Sa akin ang bayad. (Give the payment/fare to me.) Sa drayber ka magbayad. (Pay to the driver.)

TOPIC **HEALTH**
Task **Getting medical help**

Competencies	Basic	Intermediate	Advanced
1. To state that one is sick	Nahihilo ako. (I feel dizzy.)	May sakit/sipon yata ako. (I think I'm sick./I think I have a cold.)	Masama ang pakiramdam ko kasi may lagnat ako. (I'm not feeling well because I have a fever.)
	Nahiwa ako. (I cut myself.)		
	Nasugatan ako. (I'm wounded.)	Masama ang pakiramdam ko. (I'm not feeling well.)	
		Parang lalagnatin ako. (I think I'm coming down with a fever.)	
2. To state body part that hurts	Masakit ang ulo ko. (My head hurts./I have a headache.)	Sumasakit ang ulo ko. (My head hurts/I have a headache.)	Masakit ang ulo ko dahil sa sobrang puyat. (My head hurts due to lack of sleep.)
3. To state need for help	Tulungan mo ako. (Help me.)	Kailangan ko ang tulong mo. (I need your help.)	Pwede mo ba akong tulungan? (Can you please help me?)
		Pakitulungan mo ako. (Please help me.)	
4. To state need for medical supplies/ assistance	Meron ka bang gamot? (Do you have (some) medicine?)	Kailangan kong magpa-doktor. (I need to see a doctor.)	Kailangan kong uminom ng gamot. (I need to take (some) medicine.)
	May aspirin ka ba? (Do you have (some) aspirin?)	Gusto kong magpa-ospital. (I want to go to the hospital.)	Kailangan kong pumunta sa doktor. (I need to (go) see a doctor.)
	Gusto ko ng aspirin. (I want (some) aspirin.)		

Kailangan ko ng aspirin.
(I need (some) aspirin.)

Kailangan ko ng aspirin para sa sakit
ng ulo.
(I need (some) aspirin for my
headache.)

- | | | |
|--|--|---|
| 5. To ask where
medical help can
be obtained | Saan ang botika?
(Where's the drugstore?) | Saan ba may ospital dito?
(Where can I find a hospital here?) |
| | | Malapit ba dito ang ospital?
(Is the hospital near here?) |
| 6. To state where
medical help
can be obtained | Sa bayan.
(In town.)

Sa may simbahan.
(Near the church.) | |
| 7. To ask directions
to a medical
facility or service | Saan ang bahay ng doktor?
(Where's the doctor's house?)

Nasaan ang ospital?
(Where's the hospital?) | |
| 8. To ask for
availability of
medical help/
service | Si <u>Dr. Reyes</u> ?
(Is Dr. Reyes in?) | Nandiyan ba si <u>Dr. Reyes</u> ?
(Is Dr. Reyes in?)

May pasyente ba sa loob?
(Is there a patient inside?)

Pwede ba si doktor ngayon?
(Is the doctor available?) |

9. To state
availability/
inavailability
of medical
help/service

Nandito/Nandiyan.
(He's here/inside.)

Nasa loob.
(inside.)

Oo/Wala pa.
(Yes/Not yet.)

May pasyente pa.
(There's still a patient inside.)

Nasa ospital si Dr. Cruz ngayon.
(Dr. Cruz is in the hospital now/
today.)

Walang klinika si Dr. Cruz ngayon.
(Dr. Cruz has no clinic schedule today.)

Mamaya pa darating si Dr. Cruz.
(Dr. Cruz is coming in later.)

Hindi darating si Doktor ngayon.
(The Doctor is not coming today.)

**TAGALOG - ENGLISH
GLOSSARY**

ACKNOWLEDGEMENTS

Sincere thanks go to Dr. Arthur G. Crisfield, Training Officer, who initiated the development of a glossary for use by Peace Corps Volunteers at Pre-Service Training; Language Coordinators Yda Liongson and Betchie Jabson who headed the first group that worked on glossaries and who developed this Tagalog glossary; Tony Ordiz and Fe Quijano, Language Coordinator and Assistant Language Coordinator, respectively, who continued to refine the work through the Language Materials Development Project; Remedios Marcelo who provided additional items and editorial assistance; and other Peace Corps Staff who contributed to the making of this material.

PAZ B. MEMAN
Language Specialist
September 1990

Explanatory Notes

The words appearing in this glossary are based on the Core Competencies used at Pre-Service Training. However, other relevant vocabulary has been included for PCV's continuing language study at their sites.

Abbreviations used are the following:

N	Noun
V	Verb
ADV	Adverb
ADJ	Adjective
P	Pronoun
C	Conjunction/Connector
Q	Question Word
PA	Particle
EX	Expression
PP	Preposition
PV	Pseudo Verb
A-F	Actor Focus
O-F	Object Focus
L-F	Locative Focus
I-F	Instrumental Focus
B-F	Benefactive Focus
IMP	Imperative
INF	Infinitive
Var	Variant

As a guide to proper pronunciation, accent marks are used to indicate which syllable or syllables are to be stressed.

An acute accent (') is used to mark the strongest stress in the word while the circumflex accent (^) is used when the final syllable is stressed and at the same time has a glottal stop.

The appendix contains a list of all roots of the verbs found in the glossary.

aalis	(V)	will leave (A-F)
abogado	(N)	lawyer
Abril	(N)	April
adobo	(N)	meat cooked in vinegar, pepper, corn, soysauce, garlic
ahas	(N)	snake; traitor (colloquial)
akin	(P)	my; mine
ako	(P)	I
ala (Sp)	(ADJ)	time marker used with the Spanish number "una"
alam	(PV)	know
alas (Sp)	(ADJ)	time marker used with Spanish numbers
ale	(N)	term addressed to a woman
alimango	(N)	a species of crab; big crab
alimasag	(N)	a species of crab; a crab with speckled shell
alin	(Q)	which
alis	(V)	leave; remove (IMP)
alis	(N)	departure
alisin	(V)	remove (IMP); to remove (INF, O-F)
ama	(N)	father
Amerika	(N)	America
Amerikano	(N)	American
amin	(P)	our; ours (exclusive)
ampalaya	(N)	amargoso; bitter melon
ang	()	singular subject marker for non-personal names
ani	(N)	nest
anim	(ADJ)	six
animnapu	(ADJ)	sixty
ano	(Q)	what
anuman	(N)	anything, whatever
anyos	(N)	years
apat	(ADJ)	four
apatnapu	(ADJ)	forty
apelyido	(N)	last name; surname
apo	(N)	grandchild
Arabyano	(N)	an Arab; Arabian language
araw	(N)	day; sun
araw-araw	(ADV)	everyday; daily
aray	(EX)	ouch
arroz caldo	(N)	porridge cooked with spring onions, ginger, and chicken
artista	(N)	artist; actor; actress
asawa	(N)	spouse
asin	(N)	salt

aso	(N)	dog
asukal	(N)	sugar
asul	(ADJ)	blue, as in color
ate	(N)	older sister
atin	(P)	our; ours (inclusive)
atis	(N)	sugar apple; custard apple
awa	(N)	mercy; pity
ayaw	(PV)	dislike; hate
ayos	(EX)	okay; fine; just right
ayos	(N)	arrangement
ayos	(ADJ)	orderly; arranged
ba	(PA)	yes-no question particle
baba	(N)	chin
baba	(V)	go down (IMP, A-F)
babaan	(N)	a place to get off
bababa	(V)	will get off (A-F)
babae	(N)	female; girl
babalik	(V)	will return (A-F)
babay	(EX)	goodbye
baboy	(N)	pig; pork meat
bagá	(N)	lung
bagá	(N)	live coal
bagó	(ADJ)	new
bagó	(C)	before
bahay	(N)	house
baka	(N)	cow; beef
baká	(PA)	a particle expressing uncertainty; maybe; perhaps
bakit	(Q)	why
balakang	(N)	hip/s
balang-araw	(ADV)	someday
balát	(N)	skin; covering; peeling
balatán	(V)	peel (IMP, O-F); to peel (INF)
balik	(V)	return; go back (IMP, A-F)
balikan	(N)	round trip; back and forth
balikan	(V)	go back (IMP, D-F); to go back (INF)
balikat	(N)	shoulder/s
balita	(N)	news
bandá	(ADV)	towards or about a certain place or time
bánda	(N)	a musical band
bangka	(N)	boat; banca
bangka	(N)	card dealer
bangús	(N)	milkfish
banig	(N)	mat
bányo	(N)	bathroom; toilet
barangay	(N)	small community

barbero	(N)	barber
barkó	(N)	ship; freighter
baryá	(N)	loose change or coins
basá	(ADJ)	wet; moist
baso	(N)	drinking glass
basta	(EX)	as long as
bata	(N)	child
bata	(ADJ)	young, as in person
bata	(N)	rope
bataw	(N)	winged beans
báto	(N)	stone; rock
bátok	(N)	nape; back of the neck
báwal	(FV)	not allowed; prohibited
bawang	(N)	garlic
bawas	(ADJ)	has been lessened; discounted
bawas	(N)	discount
bawát	(ADJ)	each
bayabas	(N)	guava
bayan	(N)	town; country
bayaw	(N)	brother-in-law
baywang	(N)	waist var. bewang
berde	(ADJ)	green
beses	(N)	frequency, as in five times
bestida	(N)	a woman's dress
beýnte (SP)	(ADJ)	twenty Var. bente
bibe	(N)	duck
bibig	(N)	mouth
bibisitahin	(V)	will be visited by (D-F)
bigás	(N)	uncooked rice
bigát	(N)	weight; heaviness
bigát	(ADJ)	(ma-) heavy
bigay	(V)	give
bigkis	(N)	a bunch; a bundle
bigyan	(V)	give (IMP, B-F); to give (INF)
bihira	(ADV)	not often; rarely
bihon	(N)	rice noodles
bilang	(PP)	as
bili	(V)	buy (IMP, A-F)
bilihan	(N)	a place where one buys goods, items
binababad	(V)	is soaked; is marinated (O-F)
binábad	(V)	was soaked; was marinated (O-F)
binabalatan	(V)	is peeled; is being peeled (O-F)
binata	(N)	bachelor
binibiyak	(V)	is split into two (O-F)
bintana	(N)	window
binti	(N)	leg/s

bisita	(N)	visitor; guest
biyahe	(N)	journey; trip; travel
biyenan	(N)	mother / father-in-law
Biyernes	(N)	Friday
blusa	(N)	blouse
bolo		itak
botika	(N)	drugstore; pharmacy
bubong	(N)	roof
bubuyog	(N)	bee
buena mano	(N)	first customer
buhat	(V)	come from (as in origin (A-F))
buhat	(V)	ever since
buhay	(ADJ)	alive
buhay	(N)	life
buhay-buhay	(N)	life; day-to-day living
buhok	(N)	hair
bukas	(ADJ)	open
bukas	(ADV)	tomorrow
bukid	(N)	farm; field
bulak	(N)	cotton
bulaklak	(N)	flower
bulate	(N)	earthworm
bulutong-tubig	(N)	chicken pox
Bumbay	(N)	Hindi; Indian Language
bumili	(V)	bought (A-F); buy (IMP); to buy (INF)
bunga	(N)	fruit
bunga	(N)	result; outcome
bunsô	(N)	youngest child
busog	(ADJ)	full; as in full stomach
butiki	(N)	lizard
buto	(N)	bone (except fish bones); seed
buto-buto	(N)	bones
buwan	(N)	month; moon
buwan-buwan	(ADV)	every month; monthly
daan	(N)	road; way; trail
daan	(V)	pass by / through; stop by (IMP, A-F)
adaan	(V)	will pass by / through; will stop by (A-F)
daga	(N)	rat
dagat	(N)	sea; ocean
dagdag	(N)	addition
dahan-dahan	(ADV)	slowly; slow down
dahil	(C)	because
dahon	(N)	leaf
dala	(V)	bring, carry
dalaga	(N)	an unmarried woman
dalandan	(N)	an orange variety

dalanghita	(N)	an orange variety
daláwa	(ADJ)	two
dalawámpu	(ADJ)	twenty
daliri	(N)	finger; toe
dámit	(N)	clothes; dress
dámo	(N)	grass
dámo	(N)	marijuana (colloquial)
dápat	(PV)	should; must
dáting	(N)	arrival
daungan	(N)	wharf; dock; port; pier
daw	(PA)	expression to indicate indirect quotations
dentista	(N)	dentist
ái bale	(EX)	never mind; don't bother
djbdib	(N)	chest; breast
djla	(N)	tongue
dilaw	(ADJ)	yellow
dinádáanan	(V)	is being passed by (L-F)
dingding	(N)	wall
dinugúan	(N)	meat dish made of pig's entrails
disi-nuwebe (Sp)	(ADJ)	nineteen
disi-otso (Sp)	(ADJ)	eighteen
disi-sais (Sp)	(ADJ)	sixteen
disi-siyete (Sp)	(ADJ)	seventeen
Disyembre	(N)	December
dito	(P)	here
diyan	(P)	there, near the listener but far from the speaker
diyés (Sp)	(ADJ)	ten
Diyós	(N)	God
doon	(P)	there, far from both speaker and listener
dos (Sp)	(ADJ)	two
dóse (Sp)	(ADJ)	twelve
dosena	(N)	dozen
drayber	(N)	driver
dugó	(N)	blood
dúktor	(N)	doctor
dumaan	(V)	passed by/through; stopped by (A-F); pass by (IMP)
dumádaan	(V)	pass/es by; passing by/through; stop/s by (A-F)
dumádating	(V)	arrive/s; is arriving; come/s; is coming (A-F) var. dumarating
dumáting	(V)	arrived (A-F)
dumiretso	(V)	to go straight (IMP, A-F)
dyip	(N)	'eeppney

e	(PA)	an expression equivalent to English, "you see"
edad	(N)	age
Enero	(N)	January
eroplano	(N)	airplane
eskinita	(N)	a narrow road or street
eskwela	(N)	school var. eskwelahan
estudyante	(N)	student; pupil
gaano	(ADV)	how, used with KA- affixed adjectives
gabi	(ADV)	evening; night
gabi	(N)	a root crop similar to the taro
gagawin	(V)	will be done (O-F)
galing	(V)	came from (A-F)
galón	(N)	gallon
gamót	(N)	medicine
ganito	(P)	like this
ganiyan	(P)	like that
ganoon	(P)	like that, yonder
gansa	(N)	goose
garahe	(N)	garage
gasa	(N)	gauze
gasgas	(N)	scratch
gatang	(N)	chupa, a unit of measurement for rice or other grains
gatas	(N)	milk
gawa	(V)	made of (O-F)
gawin	(V)	do; make (IMP, O-F)
ginagamit	(V)	to be done/made (INF)
ginagawa	(V)	is used; is being used (O-F)
ginamit	(V)	being worked on, is being done (O-F)
ginang	(N)	was used (O-F)
ginataán	(N)	Mrs.; matron; madam
ginigisa	(V)	a native delicacy made of sticky rice balls, banana, etc.
giniling	(N)	is sauteed, is being sauteed (O-F)
giniling	(V)	ground meat
ginising	(V)	was ground (O-F)
ginisa	(V)	was sauteed (O-F)
ginoo	(N)	mister
gisa	(V)	saute
gising	(V)	wake up (IMP, A-F)
gising	(ADJ)	awake
governador	(N)	governor
gramo	(N)	gram
guhít	(N)	a measure of weight equal to 100 grams
guhít	(N)	line; drawing

gulo	(ADJ)	confusing; disorderly
gumising	(V)	to wake up (INF); wake up (IMP, A-F)
guro	(N)	teacher var. titser
gusto	(PV)	like; want
gutom	(ADJ)	hungry
gutom	(N)	hunger
hagdan	(N)	stairs; ladder var. hagdanan
halaga	(N)	price; cost; value
halaman	(N)	plant
halika	(EX)	(you, singular) come here
halikayo	(EX)	(you, plural) come here
halimbawa	(N)	example; model
halo	(N)	ingredient
halos	(ADV)	almost
hanap	(N)	any item being looked for
hanggang	(ADV)	until; up to
hangin	(N)	air; wind; oxygen
hapon	(ADV)	afternoon
Hapon	(N)	Japan; the Japanese people; Nippongo Japanese language
hardinero	(N)	gardener
hatinggabi	(N)	midnight
hayop	(N)	animal
hepe	(N)	chief of police
heto	(P)	here is
hika	(N)	asthma
hikaw	(N)	earring/s
hilaga	(N)	north
hilaw	(ADJ)	raw; uncooked
hinahanap	(V)	is looking for; is searching for (O-F)
hinahati	(V)	is cut; is divided; is being divided; is being cut (O-F)
hindi	(ADV)	no; not
hinihigop	(V)	is sipped; is being sipped (O-F)
hinihiwa	(V)	is sliced; is cut; is being sliced; is being cut (O-F)
hipag	(N)	sister-in-law
hipon	(N)	shrimp
hifa	(N)	thigh
hiwa	(N)	slice, cut from a knife or blade
hiwain	(V)	cut (IMP, O-F); to cut (INF)
ho	(PA)	honorific (used to show respect)
Hudyoy	(N)	Jew
hukom	(N)	judge
huli	(N)	catch, as in a fisherman's catch
Hulyo	(N)	July

humihinga	(V)	breath/es; is breathing (A-F)
humingi	(V)	to ask for (INF); asked for (A-F); ask for (IMP)
Hunyo	(N)	June
huwág	(PV)	don't
Huwebes	(N)	Thursday
ibá	(N)	other
ibá	(ADJ)	different; another; other
ibabá	(ADV)	down; downstairs
ibábaw	(ADV)	on top
ibibigay	(V)	will be given (O-F)
ibig	(PV)	want; like; wish; desire
ibinigay	(V)	was given (O-F)
ibon	(N)	bird
ihaw	(V)	broil; roast (IMP, A-F)
ika-anim	(ADJ)	sixth
ika-apat	(ADJ)	fourth
ikalawa	(ADJ)	second
ikalima	(ADJ)	fifth
ikapito	(ADJ)	seventh
ikasampu	(ADJ)	tenth
ikasiyam	(ADJ)	ninth
ikatlo	(ADJ)	third
ikaw	(P)	you (singular)
ikawalo	(ADJ)	eight
ilalim	(ADJ)	under; beneath
ilan	(Q)	how many
ilog	(N)	river
ilong	(N)	nose
ina	(N)	mother
inaalisan	(V)	is being removed from (L-F)
ingat	(EX)	take care, be careful (IMP, A-F)
Ingles	(N)	Englishman, English language
inhinyero	(N)	engineer
inihaw	(V)	was broiled (O-F)
inihaw	(N)	any dish that has been broiled or roasted
inuihaw	(V)	is broiled, is roasted (O-F)
inóm	(V)	drink (IMP, A-F)
Intsik	(N)	Chinese person/s; Chinese language
inúmin	(N)	any kind of drink
inumín	(V)	to drink (INF); drink (IMP, O-F)
inyó	(P)	your; yours (plural)
ipagawá	(V)	have something made/done by another (IMP, O-F)
ipakita	(V)	show something to someone (IMP, O-F)
ipinanganák	(V)	gave birth to; was born (O-F)
ipis	(N)	cockroach

isa	(ADJ)	one
isda	(N)	fish
isip	(N)	mind
istasyon	(N)	terminal; bus; jeepney or train station
itaas	(ADV)	up; upstairs
itahi	(V)	to sew (something) for another, (B-F)
itak	(N)	bolo
Italyano	(N)	Italian person/s; Italian language
itim	(ADJ)	black
itlóg	(N)	egg
itó	(P)	this, near the speaker (subject set)
iyán	(P)	that, far from the speaker but near the listener (subject set)
iyó	(P)	your; yours (singular)
iyon	(P)	that, far from both speaker and listener (subject set)
ka	(P)	you (singular)
kaban	(N)	cavan
kabayo	(N)	horse
kagabi	(ADV)	last night
kahapon	(ADV)	yesterday
kahero	(N)	cashier
kahit	(C)	even if
kaibigan	(N)	friend
kailan	(Q)	when
kailangan	(PV)	need; have to
kain	(V)	eat (IMP, A-F)
kainán	(N)	a place to eat var. komedor
kainín	(V)	to eat (INF); eat (IMP, O-F)
kainuman	(N)	drinking companion
kakain	(V)	will eat (A-F)
kakakain	(V)	has just eaten (recently - completed action)
kakaúsapin	(V)	will talk to (D-F)
kakúwarto	(N)	roommate
kalábasa	(N)	squash; pumpkin
kalabaw	(N)	carabao; water buffalo
kalahati	(N)	one-half
kalamansi	(N)	calamansi
kalamnan	(N)	muscle
kalarô	(N)	playmate
kaláyo	(ADJ)	far, used only with the question word "gaano"
kaldéro	(N)	kettle; aluminum pot
kalésa	(N)	horse-drawn carriage
kaliwá	(N)	left
kaliwá	(V)	turn left (IMP, A-F)

ka'sada	(N)	street; road
ka'lye	(N)	street; road
ka'ma	(N)	bed
ka'ma'g-anak	(N)	relative
ka'ma'kalawa	(ADV)	the day before yesterday
ka'ma'tis	(N)	tomato
ka'may	(N)	hand
ka'mbing	(N)	goat
ka'mi	(P)	we (exclusive)
ka'mote	(N)	sweet potato
ka'mo'teng-kahoy	(N)	cassava
ka'mukha	(V)	look like; resemble
ka'nan	(N)	right
ka'nan	(V)	turn right (IMP, A-F)
ka'ngkong	(N)	swamp cabbage
ka'nila	(P)	their; theirs
ka'nin	(N)	cooked rice
ka'ni'na	(ADV)	earlier; a little while ago
ka'ni'no	(Q)	whose
ka'ni'ya	(P)	his; her; hers
ka'nluran	(N)	west
ka'nta	(V)	sing (IMP, A-F)
ka'nto	(N)	corner; corner-street
ka'opisina	(N)	officemate
ka'pag	(C)	when; if
ka'pa'tid	(N)	brother or sister; sibling
ka'pe	(N)	coffee
ka'pe	(ADJ)	coffee-colored; brown
ka'pitan	(N)	captain; barangay captain
ka'pitbahay	(N)	neighbor
ka'psula	(N)	capsule
ka'ra'ating	(V)	has just arrived
ka're-kare	(N)	ox-tail cooked with ground peanuts, stringbeans, etc.
ka'ritela	(N)	horse-drawn carriage
ka'rne	(N)	meat, in general
ka'rpintero	(N)	carpenter
ka'sama	(N)	companion
ka'sera	(N)	landlady; landlord
ka'si	(C)	because
ka'silyas	(N)	toilet
Ka'stila	(N)	Spaniard; Spanish language
ka'tabi	(ADJ)	near; adjacent
ka'tagal	(N)	length, as in time
ka'tas	(N)	juice; extract
ka'tatapos	(V)	has just finished; hast just completed

katawan	(N)	body
katorse (Sp)	(ADJ)	fourteen
katrabaho	(N)	officemate; co-worker
katulong	(N)	helper; domestic helper
kawali	(N)	frying pan; wok
kawayan	(N)	bamboo
kay		singular directional marker for personal names
kaya	(PA)	a particle which expresses speculation
kaya	(ADJ)	competent; able; capable
kaymito	(N)	star apple
kayo	(P)	you (plural)
kayumanggi	(ADJ)	brown, color, complexion
kendi	(N)	candy
keso	(N)	cheese
kilay	(N)	eyebrow/s
kilikili	(N)	armpit
kilo	(N)	kilogram
kilometro	(N)	kilometer
kina		plural directional marker for personal names
kinakain	(N)	is eaten; is being eaten (O-F)
kinakayod	(V)	is scraped / grated; is being scraped / grated (O-F)
kinikita	(N)	earnings
kinse (Sp)	(ADJ)	fifteen
kinuha	(V)	was taken (O-F)
kinukudkod	(V)	is grated; is being grated (O-F)
klase	(N)	class, as in language class; kind; type
klinika	(N)	clinic
ko	(P)	by me, my
kolehiyo	(N)	college
kondúktor	(N)	conductor
konséhal	(N)	councilor
kónti	(ADJ)	few; a little
kórní	(ADJ)	not funny
kubeta	(N)	toilet
kubrador	(N)	bill collector
kuha	(V)	get; take (IMP, A-F)
kuko	(N)	finger nail; toenail
kukuha	(V)	will get; will take (A-F)
kukunin	(V)	will be taken; will be gotten (O-F)
kulang	(ADJ)	not enough; insufficient; less than _____
kulay	(N)	color
kumain	(V)	to eat (INF); eat (IMP); ate (A-F)
kumaliwa	(V)	turn left (IMP); to turn left (INF);

kumánan	(V)	turned left (A-F)
kumidor	(N)	turn right (IMP); to turn right (INF);
kumot	(N)	turned right (A-F)
kumuha	(V)	dining room
kúpas	(ADJ)	blanket
kurso	(N)	get/take (IMP); to get; to take (INF);
kusina	(N)	got/took (A-F)
kuting	(N)	faded
kutsara	(N)	course, as in college course
kutsilyo	(N)	kitchen
kuwarenta (Sp)	(ADJ)	kitten
kuwarto	(N)	spoon
kuya	(N)	knife
kwarta	(N)	forty
kwatro (Sp)	(ADJ)	room; bedroom
kwintas	(N)	older brother
labábo	(N)	money
labándera	(N)	four
labanós	(N)	necklace
labas	(ADJ)	sink
labás	(V)	laundry woman
labi	(N)	radish
labi	(N)	outside; out
labimpito	(ADJ)	go out (IMP, A-F)
labindalawa	(ADJ)	lips
labing-anim	(ADJ)	leftover; debris; corpse
labing-apat	(ADJ)	seventeen
labing-isa	(ADJ)	twelve
labing-lima	(ADJ)	sixteen
labingsiyam	(ADJ)	fourteen
labingwalo	(ADJ)	eleven
labintatlo	(ADJ)	fifteen
labóng	(N)	nineteen
laga	(ADJ)	eighteen
lagare	(N)	thirteen
lagi	(ADV)	bamboo shoot
lagnat	(N)	boiled
lahat	(ADJ)	saw var. lagari
lákad	(V)	always
lákad	(N)	fever
lakáin	(V)	all; everyone; everything
laki	(N)	walk; go (IMP, A-F)
		appointment
		to follow up on something like requests,
		business (O-F)
		size

lalaḡnatin	(V)	will be coming down with a fever (A-F)
lalaḡad	(V)	will walk; will leave (A-F)
lalaḡi	(N)	male; man; boy
lalaḡi	(V)	will grow (A-F)
lalamunan	(N)	throat
lamán	(N)	flesh; meat
lamán	(N)	content
lamók	(N)	mosquito
lang	(PA)	a particle which means "just or only"
laḡaw	(N)	fly
laḡgam	(N)	ant
laḡka	(N)	jackfruit
lansones	(N)	lanzones
lapis	(N)	pencil
lása	(N)	taste
leég	(N)	neck var. liig
libo	(ADJ)	thousand
libró	(N)	book
likód	(N)	back part of the body; behind
limá	(ADJ)	five
limampu	(ADJ)	fifty
liḡḡo	(N)	week
Linggo	(N)	Sunday
liḡḡo-liḡḡo	(ADV)	every week; weekly
linis	(ADJ)	cleanliness
litró	(N)	liter
litsón	(N)	roasted pig
lóla	(N)	grandmother
lóló	(N)	grandfather
longḡanisa	(N)	native sausage
loób	(N)	inside
loób	(ADJ)	feelings
luḡar	(N)	place; area; site
luḡót	(ADJ)	creased; wrinkled (paper or clothes)
luḡot	(N)	crease; wrinkle
lúmá	(ADJ)	old (objects)
lúmá	(ADJ)	stale (bread)
lumáḡad	(V)	walked; left; walk; go (IMP, A-F)
lumpyá	(N)	deep-fried spring rolls
Lunes	(N)	Monday
lupa	(N)	soil; earth; land
lúto	(N)	cooking
lutô	(ADJ)	cooked; as in cooked food
lúya	(N)	ginger
maáḡa	(ADJ)	early
maálat	(ADJ)	salty

maanghang	(ADJ)	hot; spicy
maasim	(ADJ)	sour
maayá	(V)	to invite (INF, D-F)
mabába	(ADJ)	short; low
mabáit	(ADJ)	kind; nice (referring to a person's character)
mabígat	(ADJ)	heavy
madálas	(ADV)	often; usually
madáli	(ADJ)	easy
madáling-áraw	(ADV)	dawn
madilim	(ADJ)	dark; dim
mádre	(N)	nun
maéstra/o	(N)	female/male teacher
mag-ingat	(V)	take care (IMP, A-F)
mag-tagalog	(V)	speak Tagalog (IMP, A-F); to speak Tagalog (INF)
magá	(ADJ)	swollen
magá	(N)	swelling
magaan	(ADJ)	light (weight)
magaling	(ADJ)	good; intelligent; talented
maganda	(ADJ)	good; beautiful; pretty
magaspang	(ADJ)	rough; as in texture
magbigay	(V)	to give (INF)
maghintay	(V)	to wait (INF); wait (IMP, A-F)
magináy	(ADJ)	cold (weather)
magkakapatid	(N)	relationship between brothers/sisters
magkáno	(Q)	how much
maglabá	(V)	to wash clothes (INF); wash clothes (IMP, A-F)
maglaró	(V)	to play (INF); play (IMP, A-F)
magpaduktor	(V)	see a doctor (IMP, A-F); to see a doctor (INF)
magpa-óspital	(V)	go to the hospital (IMP, A-F); to have someone confined (INF)
magpagawa	(V)	to get/have someone do something for another (INF)
magpahinga	(V)	to rest (INF); rest (IMP, A-F)
magpakabait	(V)	to try to be good (INF); be good (IMP, A-F)
magpataki	(V)	(to) get/have someone sew something for another (INF, IMP, A-F)
magsaka	(V)	to farm/plow (INF)
magsalita	(V)	to talk/speak (INF); talk/speak (IMP, A-F)
magsasaká	(N)	farmer
magsúlat	(V)	to write (INF); write (IMP, A-F)
magtarim	(V)	to plant (INF); plant (IMP, A-F)
magtanong	(V)	to ask a question (INF); ask (IMP, A-F)
magtatarim	(V)	will plant (A-F)
magtatrabaho	(V)	will work (A-F)

magulang	(N)	parent/s
mahal	(ADJ)	expensive; costly
máhal	(V)	love
mahál	(N)	loved one
mahál	(EX)	an endearment term
mahál-mahál	(ADJ)	very expensive
mahángin	(ADJ)	windy; full of hot air (idiomatic)
mahina	(ADJ)	weak; soft (voice tone)
mahirap	(ADJ)	poor, in financial status; difficult; hard
mahiyá	(V)	(to) be shy; embarrassed; ashamed (INF, A-F)
maiintindihan	(V)	will be able to understand (O-F, D-F)
maikli	(ADJ)	short (length) var. maiksi
mainit	(ADJ)	hot; warm, as in temperature
maintindihan	(V)	able to understand (INF, O-F)
mais	(N)	corn
maitutulong	(V)	will be able to help (O-F)
maiwan	(V)	to leave someone, something (INF, O-F, D-F)
maiwanan	(V)	to leave something/someone behind (INF, O-F, D-F)
makabalik	(V)	will be able to return (A-F)
makabili	(V)	will be able to buy (A-F)
makatulong	(V)	will be able to help (A-F)
makápal	(ADJ)	thick, (for clothes, paper)
makápal	(ADJ)	thick-faced (literal); shameless (idiomatic)
makaúsap	(V)	to be able to talk to/with (D-F)
makikipág-tulungan	(V)	will work with (D-F)
makikipágmiting	(V)	will meet with (A-F)
makikita	(V)	will see; will be able to see (D-F)
makinis	(ADJ)	smooth (texture)
makintab	(ADJ)	shiny; bright
makipág-úsap	(V)	to talk with; to converse (INF)
makita	(V)	to see; to look at (INF)
makitid	(ADJ)	narrow
makumbida	(V)	to invite (INF, D-F)
makunat	(ADJ)	tough (meat, leather)
makunat	(ADJ)	stingy (idiomatic)
malabnaw	(ADJ)	thin (liquid); watery
malakas	(ADJ)	strong; influential
maláki	(ADJ)	big; large
malambot	(ADJ)	soft (texture); soft-hearted
malámig	(ADJ)	cold; cool; icy
malápad	(ADJ)	wide
malápit	(ADJ)	near; close; coming soon
malápot	(ADJ)	thick (liquid)
malas	(ADJ)	unfortunate; unlucky
malatá	(ADJ)	soggy

malatá	(ADJ)	pale (for describing people)
maláyo	(ADJ)	far
malí	(ADJ)	wrong; incorrect
mali	(N)	mistake; wrong doing
maligo	(V)	to take a bath (INF); take a bath (IMP,A-F)
malilit	(ADJ)	small
maliligo	(V)	will take a bath (A-F)
mamá	(N)	mister
mamántika	(ADJ)	oily; greasy
mamáyá	(ADV)	later; after a while; later on
mang-áawit	(N)	singer
manggá	(N)	mango
mangingisda	(N)	fisherman
mangyári	(V)	to happen (INF, O-F)
maní	(N)	peanut; any kind of nut
manipis	(ADJ)	thin (for paper, clothes)
mánok	(N)	chicken
mansánas	(N)	apple
mantíka	(N)	cooking oil, grease (for food)
mantikilya	(N)	butter
manúgang	(N)	daughter/son-in-law
manunulat	(N)	writer; journalist
mapait	(ADJ)	bitter
mapákla	(ADJ)	tart (like the taste of an unripened banana)
mapipigilan	(V)	will be able to stop someone/something from doing something
mapuról	(ADJ)	dull, as in dull knife; dull person (idiomatic)
maputla	(ADJ)	pale; pale-skinned
marami	(ADJ)	many; a lot; plenty
Marso	(N)	March (month)
Martes	(N)	Tuesday
martilyo	(N)	hammer
marumi	(ADJ)	dirty var. madumi
marunong	(ADJ)	knowledgeable; intelligent var. madunong
marunong	(PV)	know, referring to one's ability
mas	(ADV)	more, used in comparing adjectives
masabáw	(ADJ)	watery (for food); plenty of soup or broth; soupy
masakit	(ADJ)	hurting; painful
masamá	(ADJ)	bad; evil; awful
masaráp	(ADJ)	delicious; good (taste)
masarsa	(ADJ)	plenty of sauce
masayá	(ADJ)	happy
masikip	(ADJ)	tight; crowded
masipag	(ADJ)	industrious; hard-working
masyado	(ADV)	very; exceedingly

mata	(N)	eye
mataás	(ADJ)	tall; high
matabá	(ADJ)	fat; stout
matabáng	(ADJ)	bland; tasteless
matagal	(ADJ)	long, referring to length/span of time
matalim	(ADJ)	sharp (blade)
matamis	(ADJ)	sweet
matandaan	(V)	to be able to remember (INF, O-F, D-F)
matangkad	(ADJ)	tall (people)
matatagpuan	(V)	will be able to find (O-F, D-F)
matigas	(ADJ)	hard; firm; sturdy
matingkad	(ADJ)	bright (color)
matutó	(V)	to learn (INF); lear (IMP, A-F)
matútulog	(V)	will sleep (D-F)
maúna	(V)	to go ahead (INF); go ahead (IMP, A-F)
mauuna	(V)	will go ahead (A-F)
may	(PA)	there is/are; to have
mayaman	(ADJ)	rich in financial status
Mayo	(N)	May (month)
maysakit	(N)	a person who is sick, ill
maysakit	(ADJ)	sick; ill; indisposed
medyas	(N)	socks
mekaniko	(N)	mechanic
mesa	(N)	table
metro	(N)	meter
mga		plural marker for nouns
miki	(N)	egg noddles
mil	(ADJ)	thousand
milya	(N)	mile
milyon	(ADJ)	million
minsán	(ADV)	sometimes
minúto	(N)	minute
misis	(N)	Mrs.; married woman
Miyerkóles	(N)	Wednesday
mo	(P)	by you; your
modista	(N)	dressmaker, modiste
modista	(N)	dress shop
mukhá	(N)	face
mula	(PP)	from; since
múna	(PA)	first; before anything else
munggó	(N)	mung beans var. balatong
múra	(ADJ)	inexpensive; cheap
mura	(N)	curse; scolding; reproach
múra	(ADJ)	unripe; immature (fruits, vegetables)
mustasa	(N)	mustard
ra	(PA)	equivalent to the English "already"

nag-áasawa	(V)	is getting married (A-F)
nag-áaral	(V)	is studying (A-F)
nagmámadali	(V)	is in a hurry (A-F)
nagtátrabaho	(V)	work/s; is working (A-F)
nagturo	(V)	taught (A-F)
nagugúluhan	(ADJ)	confused
nagugútom	(ADJ)	hungry
nahihilo	(ADJ)	dizzy
nahiwa	(V)	was (accidentally) cut by a sharp object (A-F)
naiintindihan	(V)	is understood (O-F)
nakakabili	(V)	is able to buy (A-F)
nakakaintindi	(V)	is able to understand (A-F)
nakakapágod	(ADJ)	tiring
nakákaraos	(V)	is able to survive or manage a difficult situation (A-F)
nakákatawa	(ADJ)	funny
nakalimutan	(V)	has forgotten; was able to forget (O-F, D-F)
nakátira	(V)	is staying in/at; is residing in/at (A-F)
naku	(EX)	an expression of surprise, fear or dismay
naligo	(V)	took a bath (A-F)
naliligo	(V)	is taking a bath (A-F)
nalilito	(ADJ)	is confused (A-F)
namámaga	(V)	is swollen (A-F)
namán	(PA)	also; too; meaning a shift in viewpoint or role
namín	(P)	by us; our (exclusive)
nandito	(P)	here, location
nandiyañ	(P)	there, location
nandoón	(P)	there (yonder), location
nang	(C)	when
nanganganínag	(ADJ)	transparent
nanggaling	(V)	came from (A-F)
napag-aralan	(V)	was able to study (O-F)
napakabata	(ADJ)	very young
nararamdamán	(V)	is felt; is being felt (O-F)
nars	(N)	nurse
nása	(PP)	place marker equivalent to English in, on, at
násaán	(Q)	where
nasaktán	(V)	was hurt (D-F)
nasugátan	(V)	was wounded (D-F)
natápos	(V)	was able to finish (O-F)
ñatawá	(V)	laughed unintentionally (A-F)
natin	(P)	by us; our (inclusive)
natulog	(V)	slept (A-F)

natu'ulog	(V)	sleep /s; is sleeping (A-F)
nau'uhaw	(V)	is thirsty (A-F)
nerbiyos	(N)	fear; nervous
ng		singular non-subject marker for non-personal names
nga	(PA)	an emphatic particle
ngayon	(ADV)	now; today
ngipin	(N)	tooth, also plural form
ni		singular non-subject marker for personal names
nila'	(P)	by them; their
nilaga'	(V)	was boiled (O-F)
nilaga'	(V)	any boiled food
nilagyan	(V)	put (L-F)
nilalaga'	(V)	is boiled; is being boiled (O-F)
nililitson	(V)	is roasted; is being roasted (O-F)
nilitson	(V)	was roasted (O-F)
niluluto	(V)	is cooked; is being cooked (O-F)
nina		plural non-subject marker for personal names
ninang	(N)	godmother
ninong	(N)	godfather
ninyo	(P)	by you (plural)
nito	(P)	this, near the speaker (object set)
niya'	(P)	by him/her; his/hers
niyan'	(P)	that, far from the speaker near the listener (object set)
niyon'	(P)	that, far from both speaker and listener (Object set)
Nobyembre	(N)	November
nobyá	(N)	girlfriend
nobyó	(N)	boyfriend
noo	(N)	forehead
noon	(ADV)	before; in the past
nubenta (Sp)	(ADJ)	ninety
nuwebe (Sp)	(ADJ)	nine
o	(PA)	used as a sentence opener or closer which means "now and see"
ókoy/úkoy	(N)	deep fried small shrimp with bean sprout dipped in flour
ókra	(N)	okra
Oktubre	(N)	October
ónse (Sp)	(ADJ)	eleven
óras	(N)	time; hour
otsenta (Sp)	(ADJ)	eighty
ótso (Sp)	(ADJ)	eight

pa	(PA)	yet; still
paá	(N)	food; feet
paano	(Q)	how
pabangó	(N)	perfume
pabili	(V)	have someone buy (something) (IMP, A-F)
pagbilhan	(V)	to sell something to another (INF)
pagbili	(N)	the act/manner of buying
pagkain	(N)	food
pagkain	(N)	the act or manner of eating
pagkalampás	(ADV)	right after
pagkatapos	(C)	after; and then
pahingi	(V)	have someone be given what is being asked for (IMP, A-F)
paki	(EX)	a verbal affix which means "please"
paki-basa	(V)	please read (IMP, O-F)
paki-sagót	(V)	please answer (IMP, O-F)
paki-sulat	(V)	please write (IMP, O-F)
paki-ulit	(EX)	please repeat, please say/do it again (IMP, O-F)
pakikisáma	(N)	good personal relations
pakiramdám	(N)	feeling
pakitulungan	(V)	please help (B-F)
paksiw	(N)	fish cooked with vinegar, ginger, onion, etc.
pakwán	(N)	watermelon
pala	(PA)	expression of mild surprise at new information
pala	(N)	shovel
palad	(N)	palm of the hand
palagi	(ADV)	always
palakól	(N)	axe
palamán	(N)	filling (sandwich)
palay	(N)	rice (unhusked)
palayaw	(N)	nickname; pet name
palayok	(N)	earthen pot
palda	(N)	skirt
palengke	(N)	market place
paliparan	(N)	airport
palitan	(V)	(to) change, replace, cash a check (INF, IMP, O-F)
pamangkin	(N)	nephew or niece
pamasahe	(N)	fare
pamilya	(N)	family
pamintá	(N)	black pepper; pepper corn
pampito	(ADJ)	seventh

panaderya	(N)	bakery
panahon	(N)	weather; season; climate
pandak	(ADJ)	short (person)
pañdesal	(N)	a bread roll
pandikit	(N)	paste; glue
pang-arim	(ADJ)	sixth
pang-apat	(ADJ)	fourth
panga	(N)	jaw
pangalawa	(ADJ)	second
panganay	(N)	eldest child
pangatlo	(ADJ)	third
pangit	(ADJ)	ugly, awful
pangulo	(N)	president
pangwalo	(ADJ)	eight
panlaba	(N)	detergent; laundry soap; anything used in washing clothes
panlima	(ADJ)	fifth
pansit	(N)	a noodle dish
pansiyam	(ADJ)	ninth
pantalán	(N)	port; dock; wharf
pantalón	(N)	(long) pants; trousers
papaano	(Q)	how var. paano
papel	(N)	paper
papel	(N)	role, as in role in a play
papunta	(ADV)	going to; towards
para	(V)	stop, as in stopping a vehicle to get off (IMP)
para	(C)	in order to; so that
para (sa)	(PP)	for
para sa akin	(P)	for me
para sa amin	(P)	for us (exclusive)
para sa atin	(P)	for us (inclusive)
para sa inyó	(P)	for you (plural)
para sa iyo	(P)	singular
para sa kanilá	(P)	for them
para sa kanya	(P)	for him/her
parang	(PP)	as if; similar to
parang	(N)	prairie; meadow
pari	(N)	priest
parmasya	(N)	drugstore; pharmacy
paro-paro	(N)	butterfly
pasaan	(Q)	where
pasénsiya	(EX)	an expression of apology
pasilyo	(N)	corridor; aisle
pasyente	(N)	patient
patahian	(N)	dress shop; modiste

patani	(N)	lima beans
patay	(ADJ)	dead
patay	(N)	corpse; cadaver
patingin	(V)	have someone see something (IMP, A-F)
patis	(N)	fish sauce
payat	(ADJ)	thin; skinny
Febrero	(N)	February
pera	(N)	money
péro	(C)	but
pétsa	(N)	date
pétsay	(N)	pechay; chinese cabbage
pili	(V)	choose (IMP, D-F)
pili	(N)	pili nut
pilik-mata	(N)	eyelash/es
Pilipino	(N)	Filipino (person/s)
pinag-aralan	(V)	studied intensively (O-F)
pinakamalaki	(ADJ)	biggest; largest
pinamili	(N)	goods; items bought
pinatutuyo	(V)	is being made to dry (O-F)
pinatuyo	(V)	was made to dry (O-F)
pinggan	(N)	plate
piniprito	(V)	is deep-fried; is being deep-fried (O-F)
pinirito	(V)	was deep-fried (O-F)
pino	(ADJ)	fine (texture)
pino	(N)	pine tree
pinsan	(N)	cousin
pinto	(N)	door
pinya	(N)	pineapple
pipilitin	(V)	will be forced (O-F, D-F)
pipino	(N)	cucumber
piraso	(N)	a piece
piraso	(N)	break into pieces
pisngi	(N)	cheek
piiso	(N)	peso; one peso
pitó	(ADJ)	seven
piito	(N)	whistle
pitumpu	(ADJ)	seventy
piye	(N)	foot, as in measurement
piyesta	(N)	fiesta; feast; a celebration
piyesta-opisyal	(N)	official holiday
plano	(N)	plan
plato	(N)	plate var. pinggan
po	(EX)	honorific (used to show respect)
pomada	(N)	pomade; gel

posporo	(N)	match for starting a fire
Pranses	(N)	French person/s; French language
presidente	(N)	president
presyo	(N)	price; cost
prito	(N)	any food that is deep-fried, especially fish
proyekto	(N)	project
prutas	(N)	fruits
pula	(ADJ)	red
pulgada	(N)	inch
pulis	(N)	police
pulsó	(N)	pulse
pumasyal	(V)	strolled; visited (A-F), (to) stroll; visit (IMP, INF)
pumunta	(V)	went; came (A-F), to go; to come (INF); go; come (IMP)
pupuntahan	(V)	will go to (L-F)
pusa	(N)	cat
pusit	(N)	squid
puso	(N)	heart
puso ng saging	(N)	banana blossom
pusod	(N)	belly button; navel
puti	(ADJ)	white
putol	(ADJ)	cut, as in cut wood
puwit	(N)	buttocks
puyát	(ADJ)	lacking sleep
puyát	(N)	refers to the condition caused by lack of sleep
repolyo	(N)	cabbage
resibo	(N)	receipt
rin	(PA)	also, too var. din
sa		place marker equivalent to the English in, on, at
sa ákin	(P)	to/from/with me
sa ámin	(P)	to/from/with us (exclusive)
sa átin	(P)	to/from/with us (inclusive)
sa inyo	(P)	to/from/with you (plural)
sa iyo	(P)	to/from/with you (singular)
sa kanila	(P)	to/from/with them
sa kaniya	(P)	to/from/with him/her
saan	(Q)	where, for asking direction or location
Sabado	(N)	Saturday
sabaw	(N)	broth; soup
sabi	(V)	said (informal)
sabihin	(V)	to say/tell (INF); say/tell (IMP, O-F)
sabon	(N)	soap; detergent
saging	(N)	banana

sahig	(N)	floor
sahog	(N)	ingredients
sais (Sp)	(ADJ)	six
sakay	(V)	ride/get on a vehicle (IMP, A-F)
sakay	(N)	passenger
sakayan	(N)	a place to get transportation
sakit	(N)	illness; disease; pain
sakong	(N)	heel
sakyan	(V)	to ride (INF); to ride (IMP, D-F)
salamat	(EX)	thanks; thank you
salas	(N)	living room; sala; receiving room
salita	(N)	word; language
salop	(N)	ganta
samakalawa	(ADV)	the day after tomorrow; in two days
sampû	(ADJ)	ten
sana	(PA)	a particle which expresses hope, optimism
sandaan	(ADJ)	one hundred var. isang daan
sandali	(EX)	just a moment
sapatos	(N)	shoes
sari-sari	(ADJ)	varied; different (as in different colors)
sari-sari	(N)	variety store
sariwa	(ADJ)	fresh (food, air)
sarsa	(N)	sauce; gravy
sasabihin	(V)	will be said (O-F)
sasakay	(V)	will ride; will get on a vehicle (A-F)
sasakyan	(N)	vehicle; transportation
sasakyan	(V)	will be ridden; will be taken (O-F)
sayang	(EX)	"it's a pity"; "it's too bad"; "it's such a waste"
sekretarya	(N)	secretary
senador	(N)	senator
sentimetro	(N)	centimeter
serbesa	(N)	beer
Setyembre	(N)	September
si		singular subject marker for personal names
sibuyas	(N)	onion
sientp (Sp)	(ADJ)	hundred
sigarilyo	(N)	cigarette
sige	(EX)	okay; all right; go on
siguro	(PA)	maybe; perhaps; probably
siko	(N)	elbow
sila	(P)	they
silangan	(N)	east
sili	(N)	pepper
siya	(N)	chair
simbahan	(N)	church

siná		plural subject marker for personal names
sinabi	(V)	was said (O-F)
sinehan	(N)	cinema; movie theater
singko (Sp)	(ADJ)	five
singkwenta (Sp)	(ADJ)	fifty
singsing	(N)	ring
sinigang	(N)	sour stew paste
sinigang	(V)	was cooked in a sour stew paste (O-F)
sinisigang	(V)	is cooked / is being cooked in sour stew paste (O-F)
sinisipsip	(V)	is sipped, is being sipped (O-F)
sino	(Q)	who
sipilyo	(N)	brush; toothbrush
sipón	(N)	cold
sirá	(ADJ)	destroyed, broken
sirá	(N)	defect; decay
sisenta (Sp)	(ADJ)	sixty var. sesenta
sisipunin	(V)	will catch a cold (A-F)
sitaw	(N)	string bean/s
sitenta (Sp)	(ADJ)	seventy var. setenta
siya	(P)	he, she
siyam	(ADJ)	nine
siyamnapu	(ADJ)	ninety
siyeté (Sp)	(ADJ)	seven
sobra	(ADJ)	more than enough; excessive
sopas	(N)	soup
subúkan	(V)	to try (something) (INF); try (IMP, O-F)
úgat	(N)	wound
sugpó	(N)	prawn
úka	(N)	vinegar
suka	(N)	vomit
úkat	(N)	measurement
úki	(N)	a customer of long standing (may also refer to the vendor)
sukli	(N)	change, as in money
sulat	(N)	letter
sumakáy	(V)	rode (A-F); to ride (INF); ride (IMP)
sumasákay	(V)	rides, takes a vehicle (A-F)
sumayáw	(V)	(to) dance (INF, IMP); danced (A-F)
sumulat	(V)	(to) write (INF, IMP); wrote (A-F)
sundálo	(N)	soldier
susó	(N)	breast/s
susó	(N)	snail
susulat	(V)	will write (A-F)
susunod	(ADJ)	next; following
úsunod	(V)	will follow (A-F)

suwerte	(N)	luck; fortune
taba	(N)	fat
tabi	(N)	side
tabi	(S)	move; step aside (IMP, A-F)
tabletas	(N)	tablet; pill
taga	(S)	cut with a bolo or an axe
taga	(PP)	from (place); "one who (verb)"
taga-saan	(Q)	from where
tahong	(N)	mussels
faksi	(N)	taxicab
talaṃpakan	(N)	sole (foot); foot (measurement)
talangka	(N)	young crabs
tali	(N)	string; a bundle
talong	(N)	eggplant
tama	(ADJ)	correct; true; right
tama	(ADJ)	enough
tama	(N)	a gunshot wound
tamad	(ADJ)	lazy
tanghali	(N)	noon
tanong	(N)	question
tao	(N)	person; individual; human being
taon	(N)	year
taon-taon	(ADV)	every year; yearly
tapa	(N)	meat dish marinated with soy sauce and pepper
tapat	(ADJ)	in front; across
tapat	(ADJ)	fixed, as in price
tasa	(N)	cup
tasa	(V)	sharpened
tatlo	(ADJ)	three
tatlumpu	(ADJ)	thirty
tawad	(N)	discount, bargain
tawad	(N)	forgiveness
tawad	(V)	ask for a discount; bargain (IMP, A-F)
tawag	(N)	name
tayo	(P)	we (inclusive)
tayo	(V)	stand; stand up (IMP, A-F)
teka	(EX)	"just a minute"
tenga	(N)	ear
tikman	(V)	to taste (INF); taste (IMP, O-F)
timog	(N)	south
tinapay	(N)	bread
tinapos	(V)	was finished (O-F)
tinatadtad	(V)	is chopped; is being chopped to pieces (O-F)
tinatalupan	(V)	is pared; is being pared (O-F)

tindahan	(N)	store, usually a variety store
tindera/o	(N)	vendor
tinidor	(N)	fork
tinik	(N)	thorn; fishbone
tinitirahan	(V)	is living in/at (L-F) var. tinitirhan
titingnan	(V)	will look at (O-F, D-F)
titira	(V)	will live; will reside (A-F)
titser	(N)	teacher
tiya	(N)	aunt var. tiyang
tiyan	(N)	stomach; belly
tiyo	(N)	uncle var. tiyong
totoo	(ADJ)	true; real
toyo	(N)	soy sauce
trangkaso	(N)	influenza
traysikel	(N)	tricycle
tren	(N)	train
tres (Sp)	(ADJ)	three
trese (Sp)	(ADJ)	thirteen
treynata (Sp)	(ADJ)	thirty
tsaa	(N)	tea
tsinelas	(N)	slippers; flip-flops
tsitsaro	(N)	snow pea; pea pod
tsokolate	(N)	chocolate
tsuper	(N)	driver
tubero	(N)	plumber
tubig	(N)	water
tuhod	(N)	knee/s
fulog	(V)	sleep (IMP, A-F)
tulong	(N)	help; aid; assistance
tuloy	(V)	come in; continue; go on (IMP, A-F)
tulugan	(N)	a place to sleep
tuluḡgan	(V)	to help; to assist (INF) help (IMP, B-F)
tulya	(N)	oyster
tumangḡap	(V)	received something; accepted something (A-F)
tumawad	(V)	bargained; haggled (A-F)
tumpok	(N)	a heap; a pile (for tomatoes, garlic, etc.)
tunaw	(ADJ)	melted
tunay	(ADJ)	real; true; genuine
tusino	(N)	a meat dish marinated in soy sauce, sugar, etc.
tutulong	(V)	will help (A-F)
tutuloy	(V)	will leave; will enter (one's house) (A-F)
tuwing	(ADV)	every, as in every Monday
tuyô	(ADJ)	dry
tuyô	(N)	dried fish

ubo	(N)	cough
ubod	(N)	coconut shoots
ugat	(N)	vein; root
uhaw	(ADJ)	thirsty
uhaw	(N)	thirst
ulam	(N)	viand; any dish eaten with rice
ulit	(ADV)	again var. uli
ulo	(N)	head, part of the body
xlo	(N)	headline as in "ulo ng mga balita" (news headline)
umaalis	(V)	leave/s; is leaving (A-F)
umaga	(N)	morning
umalis	(V)	left (A-F); leave (IMP); to leave (INF)
umiinit	(V)	gets hot; is getting hot (A-F)
uminom	(V)	drank (A-F); drink (IMP); to drink (INF)
una	(ADJ)	first, one, as in one o'clock, Spanish
uno (Sp)	(ADJ)	one
uod	(N)	worm
upo	(N)	a kind of gourd
upô	(V)	sit (IMP, A-F)
utak	(N)	brain
uwi	(V)	will go home (A-F)
uwi	(V)	go home (IMP, A-F)
wala	(N)	none; nothing
walo	(ADJ)	eight
walumpu	(ADJ)	eighty
yarda	(N)	yard, as in measurement
yata	(PA)	a particle which expresses uncertainty
yelo	(N)	ice; snow

APPENDIX

LIST OF VERB ROOTS AND THEIR ENGLISH EQUIVALENT

A

alis	leave, remove
ani	harvest
awa	have mercy, pity
aya	invite
ayos	fix, arrange

B

babá	go down
babad	soak, marinated
balát	peel
balik	return
balita	tell, give the news
basa	read
bató	throw, hit with a stone
bawas	lessen, remove from
bigáy	give
bilang	count
bili	buy
bisita	visit
biyak	split
bukás	open
buhat	carry

K

káin	eat
kanta	sing
kayod	scrape, grate
kita	see, earn
kúdkod	grate
kúha	get, take
kumbidá	invite
kupás	fade

D

daan	pass by/through
dala	bring, carry
dagdag	add
dating	arrive, come
dirétso	go, straight ahead

G

gamót	cure, heal
gamit	use
gāsgas	scratch
gawá	make, do
gisá	saute
gising	wake up
guhít	draw; make a line

H

halo	mix
hānap	look for
hati	divide, cut
hūgop	sip
hinga	breathe
hintay	wait
hiwá	cut, slice
huli	catch

I

ihaw	roast, grill, broil
ingat	take care
inom	drink
intindi	understand
isip	think
iwan	leave behind

L

laba	wash clothes
labas	go out
lakad	walk
laro	play
lasa	taste

l̄igo	bathe
linis	clean
l̄it̄o	be confused
l̄ukot	wrinkled, creased
l̄uto	cook

M

maga [^]	swell
mahal	love
man̄gyari	happen
mura	curse, scold

P

palit	change
pasok	enter
pasyal	stroll, visit
patay	kill
pili	choose
pito	whistle
prito	fry
punta	go, come
putol	cut

S.

sabi	tell, say
sagot	answer
saka	plow
sakay	ride
salita	speak
sara	close
sayaw	dance
sigang	cook in sour stew paste
sipilyo	brush
sipsip	sip
suka	vomit, throw up
sukat	measure
sulat	write
sunod	follow

T

tabi	move aside
tadtad	chop

tagá	cut with a bolo or knife
tagó	keep, hide
tahí	sew
tali	tie
tamá	hit by a bullet
tanggá	receive
tanim	plant
tanóng	ask
tápos	finish
tasá	sharpen
tawa	laugh
tawad	ask for a discount, bargain
tawag	call
tayó	stand
tikman	taste
tinda	sell
trabaho	work
tulog	sleep
tulong	help
tuloy	continue; enter
tumpok	make a heap or pile, pile up
tunaw	melt
tuto	learn

U

ubó	cough
uhaw	be thirsty
uwi	go home
usap	talk, speak

TAGALOG WORKBOOK

INTRODUCTION

This workbook has been designed to enable the Peace Corps Trainee to reinforce modules he takes up in formal language sessions in written form. This is in response to the varying learning styles that learners prefer. This will cater especially to the needs of the independent learner which is characteristic of most adult language learners.

Modules covered are on Community Entry Language Preparation (CELP) topics such as Socializing, Language to Manage Conversation, Eating, Shopping, Traveling, and Health. Included in each module is a variety of exercises in the areas of vocabulary, gambits, and grammar. Supplementary worksheets on different grammatical points are included to give the learner a choice to work on an area he feels he needs to study further. Answers to most exercises are provided for the learner to check his own. Activities calling for various responses will have to be checked by the language instructor.

Some modules include vocabulary not necessarily taken up in language sessions. This was done since training is so short a time for us to teach everything needed at the site. It is, therefore, suggested that you avail yourself of resources around you such as other native speakers at the training site, host families, and printed language materials in getting meaning of words you may not be familiar with. Take up unclear points with your instructor, too.

Lastly, this workbook is based on the theory that students learn to speak the language by listening, speaking, reading and writing, in that order.

Paz B. Meman
Chief Language Coordinator
Peace Corps/Philippines

ACKNOWLEDGEMENT

My special thanks to Dr. Arthur G. Crisfield, Training Officer for his encouragement and suggestions; to Ma. Teresita M. Palo, Language Specialist, for reference materials and useful feedback; to Language Coordinators Yda Liongson and Betchie Jabson, and Assistant Language Coordinators Jun Terrenal and Tony Ordiz for their invaluable support and most especially to the Language Instructors of Groups 238 and 239 for trying out the worksheets in their language classes.

Name: _____

Language: _____

I. Socializing

A. Write the Target Language equivalent of the following words and mark syllable stress as needed:

1. Where _____
2. Who _____
3. What _____
4. From where _____
5. How many _____
6. Good/Fine _____
7. Will go _____
8. Work/Job _____
9. Age _____
10. Thank you _____

B. Give the correct Tagalog equivalent of the following question words by putting a check mark on the square next to the word:

1. What

sino

ano

paano

2. How many (used to ask for quantity)

kailan

alin

ilan

3. Why

bakit

nasaan

magkano

4. Who

gaano

sino

paano

5. Where (used to ask for both location and direction)

nasaan

gaano

saan

C. Put a check mark on the square of the correct Tagalog equivalent of the following questions words:

1. What

sino

ano

paano

2. How many (used to ask for quantity)

kailan

alin

ilan

3. Why

bakit

nasaan

magkano

4. Who

gaano

sino

paano

5. Where (used to ask for both location and direction)

nasaan

gaano

saan

6. When

sino

kailan

ilan

7. How much (used to ask for cost or price of item)

gaano

magkano

paano

8. Which

kailan

kanino

alin

9. How much (used to ask for measurement)

gaano

magkano

paano

10. Where (used to ask for location of a person or thing)

saan

nasaan

ilan

11. How (used to ask for both manner of doing something and direction)

gaano

paano

magkano

12. Whose

kailan

kanino

alin

D. Supply the missing letter (s) to complete each word.

1. Pa __ilya
2. __dad
3. S__an
4. Kapa __id
5. T__abah__
6. K__m__sta k__
7. ma__uti
8. Pahin__a ka __u__a
9. biyah__
10. Saa__ ka nakati__a

E.1 Underline the correct answer.

1. (Ilang, Anong) taon ka na?
2. (Saan, Sino) ka pupunta?
3. (Nagtira, Nakatira) ako sa Texas.
4. (Kailan, Saan) ka nakatira?
5. (Bibisitahin, Nagbisita) ko ang aking kaibigan.

E.2 Underline the correct pronoun

e.g. Kumusta (ka, mo)?

1. Saan (ka, ko) galing?
2. (Ako, Sila) si Maria.
3. Anong pangalan (mo, ka)?
4. Anong trabaho (ka, mo)?
5. Maligaya (kami, atin) dito.

F. Underline the correct pronoun based on the clue written before each sentence.

- You _____ 1. Filipino (a. ako b. ka c. siya)?
- I _____ 2. Amerikano (a. siya b. ka c. ako).
- You _____ 3. Taga-saan (a. ka b. siya c. ako).
- He _____ 4. (a. Ako b. Ikaw c. Siya) si Pedro.
- She _____ 5. (a. Siya b. Ako c. Ikaw) si Maria.
- He _____ 6. (a. Ako b. Siya c. Ikaw) pala si John.
- I _____ 7. Aalis na (a. siya b. ikaw c. ako).
- He _____ 8. PCV (a. ako b. siya c. ikaw).
- I _____ 9. (a. Ako b. Ikaw c. Siya) si John.
- She _____ 10. Beinte singko anyos na (a. ako b. siya c. ikaw).

G. Add an affix to the following words to form occupational words

Use them in a sentence.

	Affix		Occupation
_____	1.	bukid (farm)	_____
_____	2.	sulat (write)	_____
_____	3.	linis (clean)	_____
_____	4.	isda (fish)	_____
_____	5.	karne (meat)	_____
_____	6.	laba (wash)	_____
_____	7.	awit (song)	_____
_____	8.	punas (wipe)	_____
_____	9.	kwento (story)	_____
_____	10.	tinda (merchandise)	_____

Note: Let your instructor check your work.

H. Using the word enclosed in parenthesis as a clue, complete the following the gambits:

1. Magandang _____ . (morning)
2. _____ hapon. (good)
3. _____ ka nanggaling? (where)
4. _____ sa palengke. (there/at)
5. Sige, _____ . (goodbye)
6. Ano ang _____ mo? (name)
7. Ilang _____ ka na? (age)
8. _____ ka? (from where)
9. May _____ ka na? (spouse/married)
10. Ano ang _____ mo? (work)

I.1 Fill in the blanks with the appropriate word or words to complete the introduction gambits.

1. Ako si _____.
2. Taga- _____ ako.
3. _____ anyos na ako.
4. _____ ako.
5. Magtatrabaho ako sa _____.

I.2 Answer the following questions.

1. Ano ang pangalan mo? _____
2. May asawa ka na ba? _____
3. Sino ang mga magulang? _____
4. Ilan kayong magkakapatid? _____
5. Saan ka nakatira dito? _____

Note: Let your instructor check your work.

J. Form gambits on **SOCIALIZING** by rearranging the words.

1. pupunta ka saan _____?
2. umaga magandang naman _____.
3. ka kumusta _____?
4. galing saan ka _____?
5. lang diyan _____.
6. trabaho ang ano mo _____?
7. sa ako Bohol PCV _____.
8. ko edad beynte singko ang _____.
9. mo pangalan anong _____?
10. pa wala akong asawa _____.
11. ako na mauna _____.
12. ka saan nakatira _____?
13. Tagalog ng ka marunong ba _____?
14. doon ang ano gagawin mo _____?
15. kailan dito sa Pilipinas ka dumating _____?

K. Underline the correct answer. The English word is given as a clue.

1. Magandang _____ . (hapon, gabi, umaga)
(evening)
2. Kumusta po _____ ? (ka, sila, kayo)
(you, plural)
3. Saan ka _____ (galing, kumain, pupunta)
(will go)
4. Saan ka _____ (galing, kumain, pupunta)
(have been)
5. Magandang umaga _____ . (lang, naman, po)
(too, also)
6. Saan _____ pupunta? (kami, ko, ka)
(you, singular)
7. _____ lang. (Dito, Diyan, Doon)
(here)
8. Magandang _____ naman. (hapon, gabi, umaga)
(afternoon)
9. Kumusta ang _____ ? (bahay, buhay, bagay)
(life)
10. Magandang umaga po _____ . (Ginoong Santos, Ginang Santos,
(Mr. Santos) Binibining Santos)

- L. Simple substitution: Form gambits using the words in parenthesis as clues.

Example: Magandang (morning) (barangay official)
Magandang umaga po, kapitan.

1. Magandang (noon) (Governor)
(afternoon) (manager)
(evening) (priest)
(morning) (physician)
(afternoon) (female teacher)
(1:30 p.m.) (your boss)

2. Kumusta (you)?
(casual acquaintance)
(older person/male)
(older person/female)
(farmer)

3. Magandang (morning) to (you) also.
(noon) (best friend)
(afternoon) (older person female)

Note: Ask your instructor to check your work

M. Answer the following questions:

1. Ano'ng pangalan mo? _____
2. Taga-saan ka? _____
3. Ilang taon ka na? _____
4. Ano'ng trabaho mo dito sa Pilipinas? _____
5. Saan ang site assignment mo? _____
6. May asawa ka na ba? _____
7. Taga-saan ka sa Amerika? _____
8. Anong trabaho ng tatay mo?
nanay mo? _____
kapatid mo? _____
9. Saan ang trabaho ng kapatid mo?
nanay mo? _____
tatay mo? _____

Note: Please ask you instructor to check your work.

N. Write appropriate responses to the gambits.

1. Saan ka galing? _____
2. Magandang hapon. _____
3. Kumusta ka? _____
4. Salamat. _____
5. Saan ka pupunta? _____
6. Magandang umaga. _____
7. Sige, babay. _____

Note: Let your instructor check your response.

O. In each item, try to figure out which among the three statements is the correct response to the question or vice versa. Circle the letter of your answer.

1. Taga-saan ka?

- a. Ako si Jane.
- b. Taga-California ako.
- c. 22 anyos na ako.

2. Anong pangalan mo?

- a. Wala pa.
- b. Guro ako.
- c. Ako si Fe.

3. Ilang taon ka na?

- a. Ako si Mary.
- b. Taga-Chicago ako.
- c. 19 anyos ako.

4. Anong trabaho mo?

- a. Dalaga pa ako.
- b. Magsasaka ako.
- c. Lima ang kapatid ko.

5. May asawa ka na?

- a. 15 anyos na ako.
- b. Wala pa.
- c. Dito lang.

6. 25 anyos na ako.
 - a. Anong pangalan mo?
 - b. Taga-saan ka?
 - c. Ilang taon ka na?

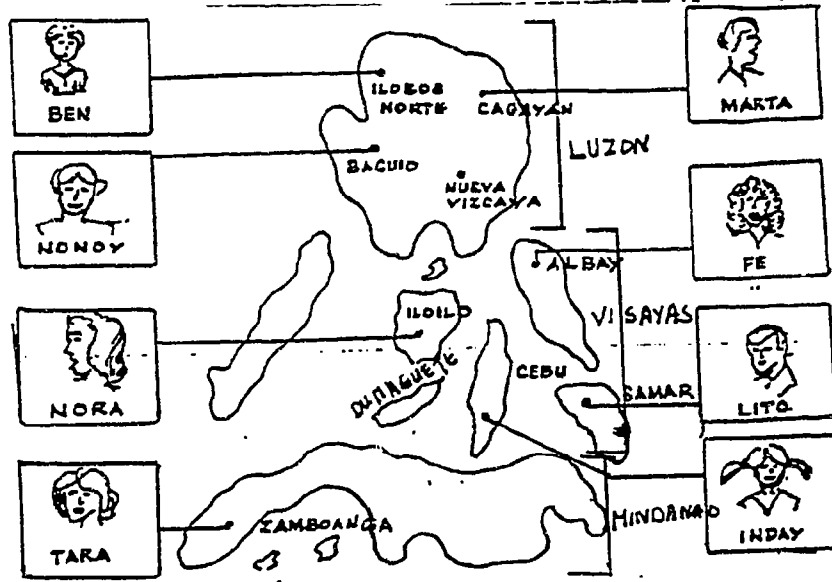
7. Wala pa.
 - a. Ilan ang kapatid mo?
 - b. May asawa ka na?
 - c. Anong trabaho mo?

8. Ako si Tony
 - a. Anong trabaho mo?
 - b. Anong pangalan mo?
 - c. Anong gagawin mo dito?

9. Magsasaka ako.
 - a. Anong gagawin mo dito?
 - b. Anong pangalan mo?
 - c. Anong trabaho mo?

10. Apat
 - a. Ilan ang mga kapatid mo?
 - b. Anong Trabaho mo?
 - c. May asawa ka na?

P. Study the illustration below and then answer the questions.



1. Taga-saan si Marta?
2. Taga-saan si Ben?
3. Saan ang Baguio?
4. Sino ang taga-Baguio?
5. Saan ang Albay?
6. Sino ang taga-Iloilo?
7. Taga-saan si Inday?
8. Taga-Ilocos ba si Lito?
9. Saan ang Zamboanga?
10. Taga-saan si Nonoy?
11. Nasa Visayas ba ang Nueva Ecija?
12. Nasa Luzon ba ang Dumaguete?
13. Taga-saan si Tara?
14. Taga-Bicol ba si Nora?
15. Sino ang taga-Nueva Ecija?

Q. Read the paragraph and then answer the questions below:

Peace Corps Volunteer sa Agricultural Production si John. Nagtatrabaho siya sa Department of Agriculture. Tumutulong siya sa mga programa ng gobyerno gaya ng SALT project. Sa Barangay Madilim siya nakatira. Si Mr. Fidel Reyes ang superbisor niya at si Carlos Salazar ang co-worker niya. Dalawang taon siya dito sa Pilipinas.

1. Sino ang PCV? _____
2. Ano ang programa niya? _____
3. Ano ang Host Country Agency niya? _____
4. Anong trabaho niya sa Department of Agriculture?

5. Saan siya nakatira? _____
6. Sino ang superbisor niya? _____
7. Sino ang co-worker niya? _____
8. Ilang taon siya dito sa Pilipinas? _____
9. Sa DECS ba siya nagtatrabaho? _____
10. Si Carlos Salazar ba ang superbisor niya? _____

- R.1 Change si John to ako in the first sentence and change the remainder of the story accordingly:

Peace Corps Volunteer sa Agricultural Production si John. Nagtatrabaho _____ sa Department of Agriculture. Tumutulong _____ sa mga programa ng gobyerno gaya ng SALT project. Si Mr. Fidel Reyes ang superbisor _____ at si Carlos Salazar ang co-worker _____. Dalawang taon _____ dito sa Pilipinas.

- R.2 Change all the underlined words in the paragraph so that they will apply to you. Write your paragraph below.

Let your instructor to check your work.

- S. Translate the paragraph into Tagalog. Use the space below for your translation:

I'm Peter Scott. I'm 22 years old. I'm from the United States and I live in California. I'm married, with two kids. Presently, I work as a classroom teacher in Banaue School. I have three brothers and one sister. My mother is Mary and my father is Paul. They are living in California.

Let your instructor check your work.

T. Fill in the blanks with the correct marker or linker.

- Peace Corps Volunteer : Maganda _____ umaga po.
- Barangay Kapitan : Maganda _____ umaga naman. Tuloy po kayo.
- PCV : Ako po _____ Ted, isa _____ Volunteer
- BK : Maupo kayo. Ano _____ atin?
- PCV : Bumisita lang po ako. Kina Aling Marta Pedroso ako nakatira.
- BK : Ano naman _____ trabaho mo dito?
- PCV : Teacher Trainer ako _____ Central School.
- BK : Ilan _____ taon ka na?
- PCV : Beynte kuwatro po.
- BK : May asawa ka na ba?
- PCV : Wala pa po.
- BK : Marami _____ magaganda _____ babae rito.
- PCV : Baka gusto mo _____ mag-asawa dito.
- PCV : May girlfriend po ako sa Amerika.
- BK : A, sige magkape muna tayo.
- PCV : Salamat po.

Note: Let your instructor check your work.

U. Make a paragraph in the Target Language using the given competencies.
Use the space below for your answer.

1. To describe one's work in terms of employer/affiliation.
2. To state more information about one's work.

Note: Let your instructor check your work.

V. Construct sentences using the following words:

- | | |
|--------------|-------------|
| 1. panahon | 9. kanan |
| 2. tumanggap | 10. kaliwa |
| 3. masaya | 11. kumain |
| 4. araw-araw | 12. pupunta |
| 5. isda | 13. marami |
| 6. kusina | 14. ani |
| 7. banyo | 15. tanim |
| 8. likod | |

Use this space for your answer.

W. Underline the Tagalog equivalent of the given English word.

- | | |
|----------------------------------|--------------------------------|
| 1. (pangalan, panahon, pupunta) | 1. weather, any period of time |
| 2. (buhay, bahay, bago) | 2. life |
| 3. (mabuti, masaya, minsan) | 3. fine, good |
| 4. (mabuti, masaya, minsan) | 4. sometimes |
| 5. (kubeta, kwarto, kusina) | 5. room |
| 6. (mabuti, marami, magpahinga) | 6. to rest |
| 7. (bago, bahay, banyo) | 7. before |
| 8. (hindi, namin, huli) | 8. no, not |
| 9. (ko, wala, kahit) | 9. none, nothing |
| 10. (pupunta, panahon, pangalan) | 10. name |

X. Supply the missing word. The given English word is the clue.

1. Kumusta po naman ang _____ dito sa barangay?
(life)
2. Mabuti po at _____ kayo ng Amerikano.
(received)
3. Kumusta po naman ang mga _____ dito?
(plants/crops)
4. Maganda naman ang huling _____ namin.
(harvest)
5. _____ marami kaming huling isda.
(Everyday)
6. _____ ka muna.
(rest)
7. _____ ang banyo?
(where)
8. _____ mo bang magpahinga?
(like)
9. Excuse me _____ muna ako sa kwarto.
(will go)
10. Nasaan ang _____ ninyo dito?
(kitchen)

Y. Write a paragraph of 10 sentences describing your family in the United States. Include the following information.

1. Number of members
2. Names
3. Ages
4. Work
5. Other information

Z.1 Give the correct response to the following questions:

1. Kumusta ang biyahe mo?
2. Ilang oras ang biyahe mula sa Amerika hanggang Pilipinas?
3. Sino ang titser mo sa Tagalog?
4. Saan ka nakatira dito? (barangay)
5. Kailan ka dumating dito sa Pilipinas?
6. Ano'ng kurso ang natapos mo?
7. Ano'ng panahon ngayon sa Amerika?
8. Ano'ng pangalan ng pamilyang tinitirhan mo?
9. Marunong ka bang mag-Tagalog?
10. Gaano ka katagal na dito?

Z.2 Write the Tagalog equivalent of the following English words. The first letter of the answer is given in parenthesis.

- | | | | |
|-----|----------------------|-----|-------|
| 1. | Trip, travel | (b) | _____ |
| 2. | live, stay | (n) | _____ |
| 3. | time | (o) | _____ |
| 4. | from | (m) | _____ |
| 5. | arrived | (d) | _____ |
| 6. | when (question word) | (k) | _____ |
| 7. | to speak | (m) | _____ |
| 8. | family | (p) | _____ |
| 9. | cold | (m) | _____ |
| 10. | studied | (n) | _____ |
| 11. | month | (b) | _____ |
| 12. | day | (a) | _____ |
| 13. | week | (l) | _____ |
| 14. | know | (a) | _____ |
| 15. | but | (p) | _____ |

Z.3 Match the competencies with the gambits. Write the letters only.

- | | | |
|---------|---|---|
| ___ 1. | To express one's intention to leave | a. Sige, maiwan ko muna kayo. |
| ___ 2. | To ask about one's purpose for leaving | b. Anong gagawin mo sa bayan? |
| ___ 3. | To excuse oneself | c. Ako si Grace. |
| ___ 4. | To state one's age | d. May "joke" ako. |
| ___ 5. | To state where one is going | e. May asawa ka na ba? |
| ___ 6. | To ask someone's name | f. 19 anyos na ako. |
| ___ 7. | To ask where one is going | g. Magpahinga ka muna. |
| ___ 8. | To greet | h. Aa'is muna ako. |
| ___ 9. | To state one's purpose for leaving | i. Anong trabaho mo? |
| ___ 10. | To introduce oneself | j. Nagtatrabaho ako sa Department of Agriculture. |
| ___ 11. | To ask about one's marital status | k. Sa bayan. |
| ___ 12. | To tell a joke | l. Mag-ingat ka. |
| ___ 13. | To describe work in terms of employer/affiliation | m. Bibisitahin ko ang Barangay Captain. |
| ___ 14. | To encourage someone to get some rest | n. Saan ka pupunta? |
| ___ 15. | To ask one's occupation | o. Anong pangalan mo?
p. Magandang umaga (po). |

Z.4 Make your own gambits based on the following competencies:

1. To ask about PCV's project
2. To state name of project and/or plans
3. To ask how project will address needs of the community
4. To state how project will address needs of the community
5. To ask PCV's role in the project
6. To state PCV's role in the project
7. To excuse oneself
8. To ask about one's marital status
9. To tell a joke
10. To ask someone's name
11. To encourage someone to get some rest
12. To ask one's occupation
13. To describe work in terms of employer/affiliation
14. To state one's purpose for leaving
15. To express one's intention to leave

Z.5 Use a linker to signify a modification sequence between the adjective and the noun.

e.g. malinis (clean) + tubig (water) = malinis na tubig

1. maganda (pretty) + babae (woman) _____
2. mainit (hot) + tubig (water) _____
3. maliit (small) + kuwarto (room) _____
4. malaki (big) + bahay (house) _____
5. matangkad (tall) + lalaki (man) _____
6. malapit (near) + tindahan (store) _____
7. pandak (short) + bata (child) _____
8. mahaba (long) + kuwento (story) _____
9. marami (plenty) + trabaho (work) _____
10. maputi (fair) + babae (woman) _____

II. MANAGING A CONVERSATION/MANAGING LEARNING

A. What would you say?

1. You want someone to repeat what someone has said.

2. You want a person to say the target language equivalent of an English word or expression.

3. You want someone to slow down in his speech.

4. You want a person to know that you did not understand what he said.

5. You want to say that you understood what another person said.

6. You want to ask someone for the definition/explanation of a word.

7. You want to ask a person for correction.

8. You want a person to know that you are confused over something.

9. You want a person to read something for you.

10. You want to say that you are not aware of a certain information or situation.

B. Translate the following expressions into your Target Language. Base your answers on the jumbled letters on the right.

1. "Please repeat." KILITUPA

2. "What is it again?" NAO LITU NOY

3. "Wait a minute." GLAN DASANLI

4. "What did you say?" NA'ONG IBISNA OM

5. "Slow down please." HANDA-HANDA GLAN

6. "Wait first". DASANLI NAMU

7. "I understand." HANTINDINAIN KO

8. "I don't know." DINIH OK LAAM

9. "I know." MAAL OK

10. "I'm confused". LITOLINA KOA

Note: Let your instructor check your work.

C.1 In each number, underline the correct word and then rewrite the whole sentence using the right word.

1. Hindi kita (naiintindihan, naintindihan).
2. (Nalilito, Nalito) ako.
3. (Naiintindihan, Maiintindihan) na kita.
4. Hindi ako marunong (magtagalog, motagalog)
5. Anong (sinabi, nagsabi) mo?

C.2 Negate the following sentences by using the word Hindi:

e.g. Marunong akong magtagalog.

Answer: Hindi ako marunong magtagalog.

1. Nakakaintindi ako ng Tagalog.
2. Nakapagsasalita kami ng Tagalog.
3. Tama siya.
4. Naririnig kita.
5. Sasagutin ko ang inyong tanong.

D. Answer with Oo/Hindi.

1. Nakakaintindi ka ba ng Tagalog? _____
2. Marunong ka bang magsalita ng Tagalog? _____
3. Gusto mo bang ulitin ko? _____
4. Maliwanag ba ang aking sinasabi? _____
5. Naintindihan mo ba ako? _____

E. Write the English equivalent:

1. Sandali lang.
2. Dahan-dahan.
3. Sandali lang.
4. Paki-ulit.
5. Nakakaintindi ako ng kaunti.

F. Add a prefix to the verb to show politeness. Then use it in an imperative sentence adding the noun to it.

e.g. luto (cook) + pansit (noodles)

Pakiluto ang pansit.

1. bigay (give) + libro (book)

2. linis (clean) + kuwarto (room)

3. basa (read) + diyaryo (newspaper)

4. Kuha (get) + tubig (water)

5. sulat (write) + pangalan (name)

6. dala (take/bring) + pagkain (food)

7. buhat (carry) + mesa (table)

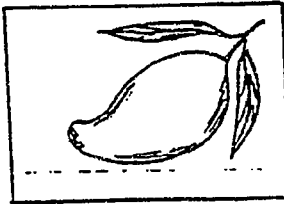
G. Give the correct gambits of the following competencies. Use the space below for your answer.

1. To state level of ability to speak Target Language.
2. To state level of ability to understand Target Language.
3. To ask someone to repeat.
4. To ask someone to pause/stop speaking for a moment.
5. To ask for meaning (definition/explanation).
6. To state meaning (definition/explanation)
7. To ask how to say something in Target Language.
8. To state how to say something in Target Language.
9. To ask for appropriateness of certain expressions in given situations.
10. To state lack of understanding.
11. To state confusion.
12. To confirm understanding.


Note: Let your instructor check your work

III. EATING


A. Identify the fruit or vegetable:




1. _____



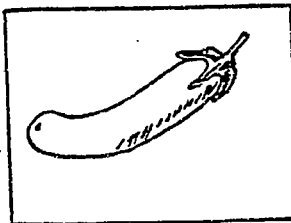
2. _____




3. _____



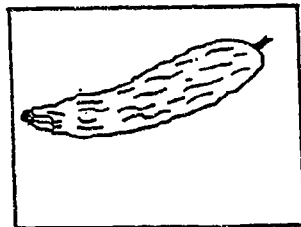
4. _____



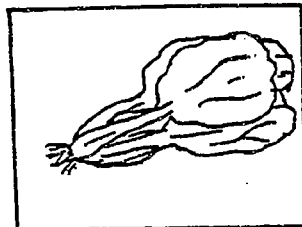
5. _____



6. _____



7. _____



8. _____

B. Draw the following fruits/vegetables:

1. pinya
2. talong
3. karots
4. saging
5. mangga

C. Match Column A with Column B. Write the letter only.

A	B
_____ 1. fried banana	a. isda
_____ 2. boiled	b. sarsiyado
_____ 3. raw	c. buto
_____ 4. with sauce	d. nilaga
_____ 5. ingredients	e. manok
_____ 6. bones	f. pritong saging
_____ 7. fat	g. hilaw
_____ 8. meat	h. sahog
_____ 9. chicken	i. taba
_____ 10. fish	j. laman

D. Write the color of the following fruits/vegetables in Target Language.

- | | | | |
|-------------|-------|---------------|-------|
| 1. mangga | _____ | 6. saging | _____ |
| 2. pinya | _____ | 7. kalabasa | _____ |
| 3. kamatis | _____ | 8. melon | _____ |
| 4. bayabas | _____ | 9. atis | _____ |
| 5. kangkong | _____ | 10. malunggay | _____ |

E. Write the taste of the following food:

Example: mansanas - matamis

- | | | | |
|----------------------------|-------|-----------------------|-------|
| 1. tuyo | _____ | 6. asukal | _____ |
| 2. mangang
hilaw | _____ | 7. labanos | _____ |
| 3. siling
labuyo | _____ | 8. saging na
hilaw | _____ |
| 4. adobo | _____ | 9. ampalaya | _____ |
| 5. pagkaing
walang asin | _____ | 10. suka | _____ |

F. GUESS!

1. Maliit * parang lemon * may buto * prutas

2. Medyo mahaba * pwedeng dilaw * berde o orens * prutas

3. May isang malaking buto * medyo mahaba * binabalatan

4. Gulay * pwedeng pang-omelet * medyo mahaba * binabalatan

5. Mapait * gulay * ayaw na maraming Amerikano

G. Write the gambits of the following competencies:

1. To ask name of food _____
2. To ask taste of food _____
3. To offer food _____
4. To respond to offer of food _____
5. To ask how food is eaten _____
6. To ask how food is prepared _____

Note: Ask your instructor to check your work.

H. Form questions on asking for preferences using the given clues:

e.g. coffee or tea (drink)
Anong gusto mong inumin, kape o tsa?

1. pinakbet or laing (cook)

2. fish or chicken (buy)

3. pansit or fruit salad (prepare)

4. vegetable or meat (eat)

5. beer or gin (drink)

6. mango or pineapple (fruit)

7. squash or eggplant (vegetable)

8. pork or beef (meat)

9. salty or just right (taste)

Note: Let your instructor check your work.

- I. It's mealtime. Read the dialogue between John and his Host mother.

HOST MOTHER

JOHN

John, kain na tayo.

Sandali lang po.
Tatapusin ko lang itong
ginagawa ko.

Halika na. Lalamig ang pagkain.

Andiyan na po.
Ano po ito.

Dinuguan iyan. Tikman mo. Masarap.

Bakit po kulay itim??

Dugo kasi ng baboy yan.

Ano pa po?

May bituka at ibang lamang-loob.

Sige po. Titikman ko.

Answer the questions:

1. Si Peter ba ang tumawag kay John? _____
2. Pumunta ba si John agad o hindi? _____
3. May ginagawa ba si John? _____
4. May isda ba ang dinuguan? _____
5. Dinuguan o pakbet ang nasa mesa? _____
6. Ang nanay o anak ang tumawag kay John? _____
7. Ano ang kulay ng pagkain? _____
8. Ano ang pangalan ng pagkain? _____
9. Bakit itim ang dinuguan? _____

Note: Let your instructor check your work.

- J. Read the poem then answer the questions that follow.

MGA GULAY

Ako'y may munting gulayan,
Sa likod ng aming bahay,
May kamote, okra't petsay,
Mustasa at malunggay.

Luntiang gulay ay tandaan,
Nagpapahaba ng ating buhay,
Dilaw na gulay ay kailangan,
Upang ang mata'y luminaw.

-A.A. Ibita

1. Saan ang gulayan?
2. Anu-ano ang mga gulay?
3. Bakit mahalaga ang luntiang gulay?
4. Para saan ang dilaw ng gulay?
5. Ano ang paborito mong gulay sa Pilipinas?

K. Write TAMA (correct) if the statement is true. If false, correct the statement. Write your answer before the number. The underlined word will serve as your clue.

- _____ 1. Mapait ang asukal.
- _____ 2. Matamis ang manggang hinog.
- _____ 3. Maasim ang hilaw na saging.
- _____ 4. Mapait ang ampalaya.
- _____ 5. Maalat ang berdeng mangga.
- _____ 6. Maasim ang kalamansi.
- _____ 7. Maanghang ang sili.
- _____ 8. Matabang ang asin.
- _____ 9. Matamis ang kendi.
- _____ 10. Maalat ang kanin.

L. Describe the taste of the following:

1. hinog na mangga _____
2. asin _____
3. sili _____
4. hilaw na mangga _____
5. hinog na saging _____
6. tubig _____
7. asukal _____
8. ampalaya _____
9. hilaw na saging _____
10. kalamansi _____

M. Underline the word that does not belong to the group.

1. (matamis, maasim, maalat, nilaga)
2. (mangga, tinapay, pinya, saging)
3. (sibuyas, bawang, asin, kamatis)
4. (ginisa, malutong, piniprito, nilaga)
5. (itlog, asukal, asin, paminta)
6. (repolyo, manok, baka, baboy)
7. (patis, toyo, talong, suka)
8. (kape, beer, gatas, tsa)
9. (adobo, pinakbet, paksiw, balut)
10. (tilapia, galunggong, bangus, hipon)
11. (alimasag, pusit, sitaw, tahong)
12. (patatas, bayabas, chico, lansones)
13. (kalabasa, kangkong, petsay, talbos ng kamote)
14. (kendi, asukal, pulot, tubig)
15. (mantika, paminta, asin, pansit)

N. Transform the statements into questions:

e.g. Masarap ang pinya

or

Masarap ba ang pinya?
Masarap ang pinya, di ba?

1. Maasim ang mangga.

2. Kumakain ang bata.

3. Bumili siya ng papaya.

4. Hinog na ang saging.

5. Gusto ko ng ampalaya.

6. Nagluto siya ng sinigang.

7. Kumain na siya.

8. Tinikman niya ang balut.

9. Gusto niya ang bagoong.

10. Maalat ang pansit.

- O. Choose from among the given words below, the description on how food may be prepared. You can write more than one answer for each number.

Choices:	Ginigisa	(being sauted)
	Inihaw	(being broiled)
	Piniprito	(being fried)
	Nilalaga	(being boiled)

- | | | | |
|-----|-----------------|---|-------|
| 1. | fish | = | _____ |
| 2. | cabbage | = | _____ |
| 3. | egg | = | _____ |
| 4. | french fries | = | _____ |
| 5. | pork | = | _____ |
| 6. | hipon/sugpo | = | _____ |
| 7. | eggplant | = | _____ |
| 8. | potatoes | = | _____ |
| 9. | chicken | = | _____ |
| 10. | pasta (noodles) | = | _____ |

IV. SHOPPING

A. Match the words in Column I with those of Column II. Write the letters that correspond to your answer on the space before the English word.

I		II
_____	1. soap	a. isda
_____	2. milk/creme	b. kape
_____	3. eggs	c. gas
_____	4. bread	d. manok
_____	5. coffee	e. tinapay
_____	6. cooking oil	f. tubig
_____	7. fish	g. sabon
_____	8. chicken	h. gulay
_____	9. vegetables	i. itlog
_____	10. kerosene	j. gatas
_____	11. slippers	k. mantika
_____	12. pants	l. sigarilyo
_____	13. cigarettes	m. prutas
_____	14. fruits	n. kameng baka
_____	15. beef	o. pantalon
		p. tsinelas

B.1 Write the Tagalog equivalent of the following numbers.

- | | | | | | | | |
|----|----|---|-------|-----|---|---|-------|
| 1. | 10 | = | _____ | 6. | 6 | = | _____ |
| 2. | 3 | = | _____ | 7. | 9 | = | _____ |
| 3. | 5 | = | _____ | 8. | 1 | = | _____ |
| 4. | 8 | = | _____ | 9. | 4 | = | _____ |
| 5. | 7 | = | _____ | 10. | 2 | = | _____ |

B.2 Write the Spanish Equivalent of the following numbers:

- | | | | |
|-----|----|---|-------|
| 11. | 12 | = | _____ |
| 12. | 15 | = | _____ |
| 13. | 20 | = | _____ |
| 14. | 17 | = | _____ |
| 15. | 13 | = | _____ |
| 16. | 19 | = | _____ |
| 17. | 16 | = | _____ |
| 18. | 14 | = | _____ |
| 19. | 18 | = | _____ |
| 20. | 11 | = | _____ |

C. Write the Spanish equivalent of the following in words:

1. P 2.00 pesos _____
2. P 8.00 pesos _____
3. P 4.00 pesos _____
4. P 10.00 pesos _____
5. P 3.00 pesos _____
6. P 12.00 pesos _____
7. P 18.00 pesos _____
8. P 7.00 pesos _____
9. P 20.00 pesos _____
10. P 15.00 pesos _____

D. Rearrange the letters to form words:

NUMBERS

1. ttlaio _____
2. ailm _____
3. sia _____
4. ptaa _____
5. tpio _____
6. uamps _____
7. lwao _____
8. wdlaaa _____
9. ysmi _____
10. nmi _____
11. puldwaaam _____
12. tpaaanup _____
13. mainanpu _____
14. malimpu _____
15. luattupm _____

COLORS

1. tpui _____
2. iimt _____
3. dbree _____
4. pkea _____
5. auls _____
6. ualp _____
7. dwlai _____
8. auaiymggn _____

E. Write the following figures in Spanish:

1. P 1.50 = _____
2. P 0.50 = _____
3. P 1.00 = _____
4. P 20.00 = _____
5. P 45.00 = _____
6. P 15.00 = _____
7. P 12.00 = _____
8. P 15.00 = _____
9. P 0.10 = _____
10. P 18.00 = _____

F. Answer the following questions. Choose your answer from the Target Language numbers written below:

1. Ilan ang kapatid mong lalaki?

2. Ilan ang kapatid mong babae?

3. Ilan ang kaibigan mong babae?

4. Ilan ang kaibigan mong lalaki?

5. Ilan ang t-shirt mo?

6. Ilan ang ballpen mo?

7. Ilan ang sapatos mo?

8. Ilan ang pantalon mo?

9. Ilan ang lapis mo?

10. Ilan ang anak mo?

NUMBERS:

tatlo
dalawa
anim
lima
isa

apat
pito
siyam
sampu
walo
wala

G. Rearrange the following gambits to form a dialogue:

1. P 10.00 lang.
2. Magkano ito?
3. Wala ng tawad?
4. Mahal naman?
5. P 7.00 na lang, puwede?
6. Mahal, di bale na lang.
7. Fixed price na yan.

1. _____
2. _____
3. _____
4. _____
5. _____
6. _____
7. _____

Note: Let your instructor check your work.

H. Make your own gambits based on the following competencies:

1. To ask price
2. To state price
3. To complain about the price
4. To negotiate a bargain
5. To insist on original price
6. To agree to a price
7. To disagree with price (and not make purchase)
8. To ask for change (if purchase is made)
9. To identify incorrect change and ask for correct amount.
10. To give a receipt

Use this space for your answers.

I. Write as many names of objects as you can think of in the TL that come in the following colors:

- | | | | |
|-----|-----------|---|-------|
| 1. | pula | = | _____ |
| 2. | asul | = | _____ |
| 3. | itim | = | _____ |
| 4. | puti | = | _____ |
| 5. | rosas | = | _____ |
| 6. | berde | = | _____ |
| 7. | dilaw | = | _____ |
| 8. | orens | = | _____ |
| 9. | abo | = | _____ |
| 10. | kape/kaki | = | _____ |

J. How would you say the following gambits in Tagalog?

1. You want to ask the price of an item.

2. You agreed to the price of an item.

3. You want to complain about the price of an item.

4. You want to ask if haggling is possible.

5. You want to say that you received an incorrect change.

6. You want to ask for your change.

7. You want to give the payment.

8. You want to ask for a receipt.

9. You disagree with the price and decided not to make a purchase.

10. You want to insist on the bargained price.

K. Complete the dialogue:

A. _____ itong gulay?

B. P 5.00 ang isa.

A. Puwedeng _____?

B. Oo puwede. Magkano ang gusto mo?

A. P 4.00 na _____.

B. Hindi puwede. Lugi ako.

A. P 4.50 _____. Sige na.

B. O, sige.

A. Eto ang _____.

B. Salamat.

L. Read the story.

Isang araw pumunta si Mary sa palengke. Bumili siya ng itlog, isang papaya, isang boteng kape, sampung tinapay at dalawang sabon. P 10.00 ang isang malot na papaya, mahal ito. Mura ang itlog. P 1.50 ang isa. P 15.00 ang kape, P 0.50 ang isang pirasong tinapay, at P 8.50 ang isang mabangong sabon. Gusto niyang bumili ng mangga pero mahal ito. Hindi niya kaya ang presyo nito.

L.1 Complete the table using Target Language words:

	Ilang piraso?	Magkano ang isa?	Magkano ang lahat?
a. itlog			
b. papaya			
c. kape			
d. tinapay			
e. sabon			

Note: Please let your instructor check your work.

L.2 Answer the following questions:

- a. Limang itlog ba ang binili niya? _____
- b. Kaya ba niya ang mangga? _____
- c. Sabong panlaba ba ang binili niya? _____
- d. Sa palengke ba pumunta si Mary? _____
- e. Bumili ba siya ng pinya? _____
- f. Saan pumunta si Mary? _____
- g. Anu-ano ang binili niya? _____
- h. Ano ang mahal? _____
- i. Ano ang mura? _____
- j. Magkano ang lahat? _____

M.1 A poem to read.

(Let your instructor check on your pronunciation.)

MANGGA ! MANGGA!

- MAMIMILI : Magkano po ale, tinda ninyong mangga?
- MAGTITINDA : Tatlo po ang piso, heto't kay ganda.
- MAMIMILI : Naku, mahal naman, lima na po sana. Nakita na ninyo't mahirap ang pera.
- MAGTITINDA : Malaki po naman ang aming puhunan. Sa tawad po ninyo di maibibigay. Ako po ay tapat, madaling usapan. Gawin na pong apat ng magkabilihan.
- MAMIMILI : Ang hirap sa inyo, suki kung tawagin. Ngunit ang halaga sa suki'y mahal din.
- MAGTITINDA : Paano po naman ang aking gagawin? Puhunan sa mangga'y kailangan sambutin.
- MAMIMILI : Hale, hale na nga, ako'y inyong bigyan
Ng isang dosenang pawang maiinam;
Di po maaaring ito'y kaligtaan
Pagkat ito'y bilin ng anak kong mahal

- Salud R. Enriquez

N. Questions to answer:

1. Magkano ang mangga? _____
2. Magkano ang tawad ng mamimili? _____
3. Ibinigay ba ng magtitinda? _____
4. Bakit? _____
5. Sino ang suki? _____
6. Magkano ang bigay ng magtitinda?

7. Ilan ang binili? _____
8. Sino ang may bilin ng mangga?

9. Mahal bang mamimili ang kanyang anak?

10. Dalawang dosena ba ang binili?

O. Name something that can be bought in:

1. bote _____
2. tumpok _____
3. kilo _____
4. baso _____
5. dosena _____
6. kaban/sako _____
7. supot _____
8. lata _____
9. litro _____
10. kaha _____

Note: Please let your instructor check your work.

P. Answer the question negatively with WALA o HINDI:

1. May tsinelas ba kayo? _____
2. Kumain ka na ba? _____
3. Bumili ba si John ng kape? _____
4. Mahal ba ang mangga? _____
5. May tinapay ba sa tindahan? _____
6. Umiinom ka ba ng gatas? _____
7. May beer ba sila? _____
8. May mantika ba kayo? _____
9. Babae ba siya? _____
10. Maganda ba ang "site" mo? _____

Q. Give the BEST SOURCE of the following items:

Example: Saan makakabili ng isda?
Answer : Sa palengke.

1. Saan makakabili ng mantika? Sa _____
2. Saan makakabili ng tinapay? Sa _____
3. Saan makakabili ng damit? Sa _____
4. Saan makakabili ng gamot? Sa _____
5. Saan makakabili ng bigas? Sa _____

NOTE: Let your instructor check your work.

R. Form verbs by adding the affix um to the following rootwords:

Example: Verb = bili + um
 = bumili (to buy)

- | | | | |
|--------------|-------|-------------|-------|
| 1. alis | _____ | 6. tawad | _____ |
| 2. punta | _____ | 7. lakad | _____ |
| 3. pili | _____ | 8. hiram | _____ |
| 4. pasok | _____ | 9. kain | _____ |
| 5. tingin | _____ | 10. sakay | _____ |

R.2 Using the verbs above, write a short paragraph based on any of your shopping experiences.

S. Given the fragmented words in English along with their Target Language equivalent, construct sentences and write their English translation:


Example: Where = Saan
 to buy = makabili
 mango = mangga

Answer: Saan ako makakabili ng mangga?


1. this = ito
 how much = magkano _____
2. you = mo
 want = gusto
 how many = ilan _____
3. what = anong
 color = kulay _____
4. gee = naku
 how
 expensive = napakamahal _____
5. is there no = wala na
 Q.W. = bang
 discount = tawad

V. A. TRAVELLING

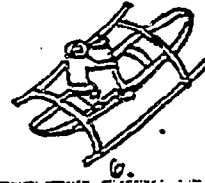
Write the name of the transportation using the drawing as clues:



2 (Down)



2. (Across)



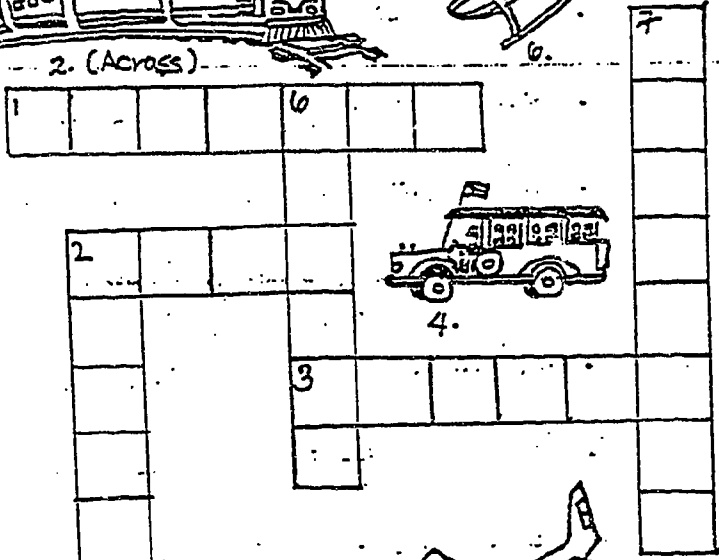
6.



5.




4.



8


4



7.



5



8.



3.

B. Complete the different names of transportation by supplying the missing letters.

1. T _____ N
2. B _____ N _____ K _____
3. _____ U _____
4. _____ R _____ PL _____ N _____
5. D _____ P
6. T _____ A _____
7. B _____ RK _____
8. B _____ S _____ K _____ E _____ A
9. K _____ L _____ S _____
10. T _____ Y _____ I _____ E _____

C.1 Give the best type of transportation to take in going to the given places. Write your answer in Target Language.

1. Manila to Banaue _____
2. House to Market _____
3. Dumaguete to Manila _____
4. Banaue to Mayoyao _____
5. Pension House to Peace Corps Office _____

C.2. Select and underline the best answer (association):

1. Mangingisda (eroplano, bangka, barko)
2. Magsasaka (kariton, bus, bisikleta)
3. Piloto (barko, karitela, eroplano)
4. kutsero (bisikleta, bus, karetela)
5. Manila to Banaue (bus, bapor, bisikleta)
6. Volunteer (kotse, motorsiklo, bisikleta)
7. President (kariton, traysikel, kotse)
8. estudyante (barko, traysikel, eroplano)
(papuntang paaralan)

D. Underline the words unrelated to the lesson on TRAVELLING.

1. magtanong, sumulat, magbayad
2. magtanim, umakyat, bumaba
3. dumaan, tumakbo, maglaba
4. magbayad, sumingil, magturo
5. palayok, traysikel, bisikleta
6. singil, prutas, plete
7. umupo, tumayo, lumangoy
8. magbasketball, umalis, maghintay
9. umiyak, malapit, malayo
10. likod, tugatog, unahan

- E. List ten (10) Target Language words related to the lesson on TRANSPORTATION. Use each word in a sentence. (Ask your LI to check your sentences).

e.g. WORDS

SENTENCES

1. sumakay

Sumakay ako sa bus.

2. biyahe

Ilang oras ang biyahe?

WORDS

- 1.
- 2.
- 3.
- 4.
- 5.
- 6.
- 7.
- 8.
- 9.
- 10.

SENTENCES

- 1.
- 2.
- 3.
- 4.
- 5.
- 6.
- 7.
- 8.
- 9.
- 10

F. Place stress marks on the words:

1. dito bababa
2. pamasaha sa traysikel
3. papuntang palengke
4. doon dadaan
5. gaano kalayo

G. Answer the following questions with OO or HINDI.

1. Nagtraysikel ka ba mula sa Manila hanggang PRRM?

2. Nag-eroplano ka ba mula Amerika hanggang Manila?

3. Nag-tren ka ba mula Gapan hanggang PRRM?

4. Nag-bus ka ba mula Manila hanggang PRRM?

5. Nag-dyipni ka ba mula Castellano hanggang Cabanatuan?

H. Complete the gambits by choosing from the following words:
pamasahe, sasakyan, dadaan, oras, kalayo

1. Anong _____ aalis ito?
2. Anong _____ ang papuntang Pampanga?
3. Gaano _____ ang Gapan sa Cabanatuan?
4. Magkano ang _____ mula Gapan hanggang Manila?
5. _____ ba ito sa Bulacan?

I. Write the target language equivalent of the following gambits:

1. Where is this (jeepney) going?

2. How much is the fare?

3. I'm getting off here.

4. Here's my fare.

5. What time is this bus leaving?

6. Will this pass through Bulacan?

7. Is Cebu far from here?

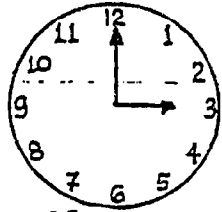
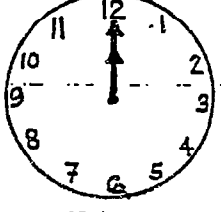
8. Where's the market?

J. Write the following "time phrases" in Spanish:



- 1. one thirty _____
- 2. two thirty _____
- 3. nine thirty _____
- 4. three thirty _____
- 5. six thirty _____
- 6. four thirty _____
- 7. seven thirty _____
- 8. five thirty _____
- 9. ten thirty _____
- 10. eight thirty _____

K. Time Game

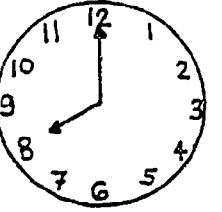
Write the right time in words in Spanish:

1.  4. 

Afternoon Noon

2.  5. 

Morning Dawn

3. 

Evening

- 1. _____
- 2. _____
- 3. _____
- 4. _____
- 5. _____

L. Below is a schedule of activities. Answer the following questions in words.

SCHEDULE

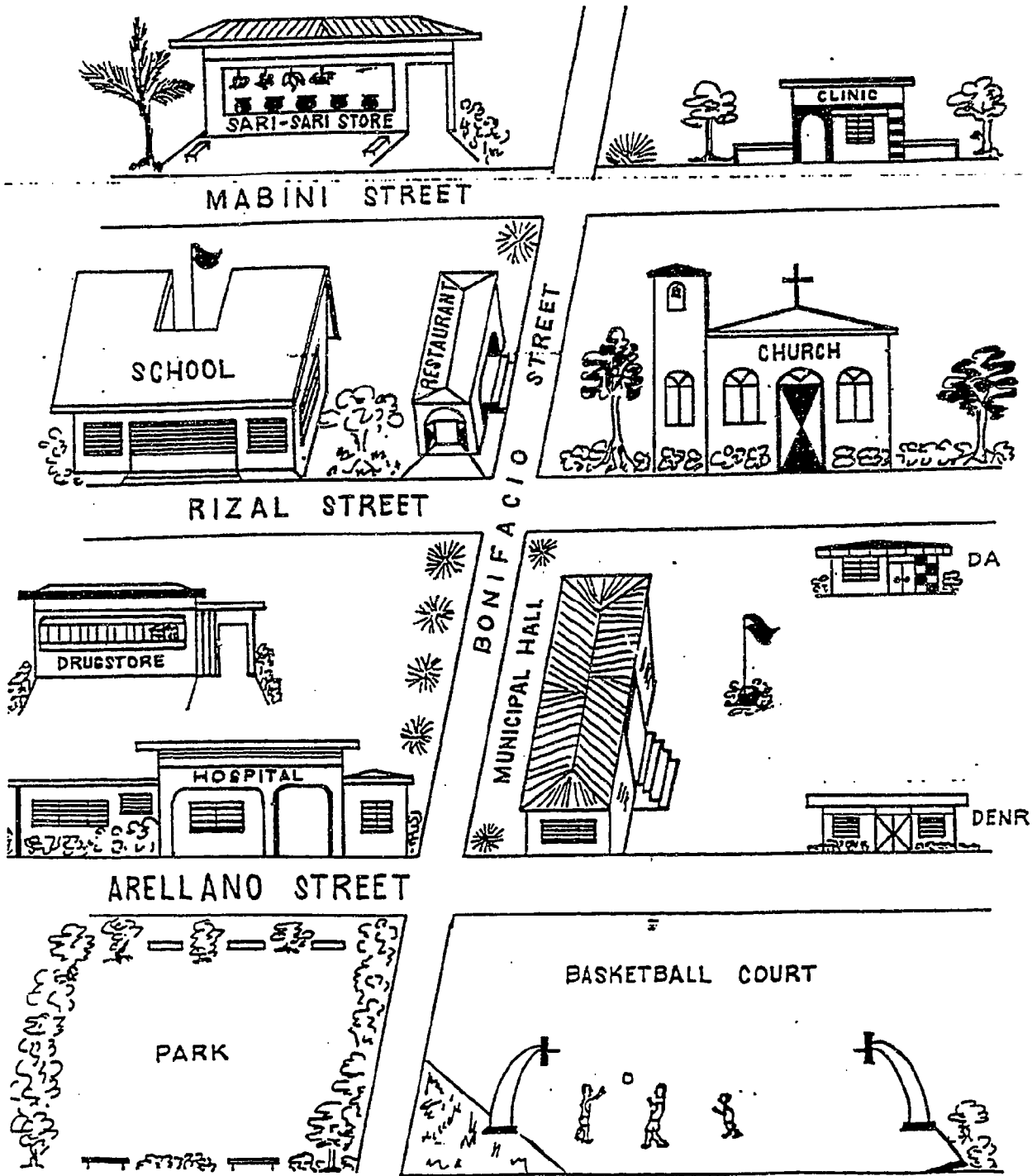
6:30	- Breakfast
7:30	- Community Meeting
8:00	- Session 1
10:00	- Merienda
10:15	- Session II
12:00	- Lunch
1:30	- Session III
3:00	- Merienda
3:15	- Session V
6:30	- Dinner

Questions:

1. Anong oras ang Merienda sa umaga? _____
2. Anong oras ang Session III? _____
3. Anong oras ang almusal? _____
4. Anong oras ang tanghalian? _____
5. Anong oras ang "Community Meeting"? _____
6. Anong oras ang Session I? _____
7. Anong oras ang Merienda sa hapon? _____
8. Anong oras ang "Session IV"? _____
9. Anong oras ang hapunan? _____
10. Anong oras ang "Session II"? _____

M. Study the map and then do the exercise on the next page.

MAP



M. Fill in the blanks with the correct location word.

e.g. Nasa harap ng Park ang ospital.

1. Nasa _____ ng ospital ang drugstore.
2. Nasa _____ ng ospital ang restaurant.
3. Nasa _____ Street ang sari-sari store.
4. Nasa _____ ng drugstore ang bahay.
5. Nasa _____ ng school ang simbahan.
6. Nasa _____ ng school ang sari-sari store.
7. Nasa _____ Street ang basketball court.
8. Nasa _____ ang drugstore.
9. Nasa _____ ng school ang restaurant.
10. Nasa _____ street ang munisipyo.

- N. Translate the following sentences into your Target Language using the words given below as clues:

sa harap (in front); sa loob (inside); lumiko sa kaliwa (turn left)
patungo sa (going towards); likod (at the back/behind)

1. The house is in front of the church.
2. The dog is inside the house.
3. Turn-left towards the beach.
4. The bank is at the right side of the biggest department store in town.
5. The big acacia tree is found behind the house.

O. Write the TL equivalent of the following:

1. turn right _____
2. turn left _____
3. comer _____
4. will get off _____
5. to ride _____
6. fare _____
7. transportation/
vehicle _____
8. bus station _____
9. stop _____
10. trip/travel _____
11. time _____
12. to arrive _____
13. to leave/depart _____
14. far _____
15. near _____

P. Read the selection then answer the questions below:

Pupunta si Mary sa opisina ng Department of Agriculture. Nasa poblacion ang opisina. Mag-dyidyipni siya papunta doon. Isang sakay lang siya. Uno singkuwenta ang bayad sa dyipni.

1. Sino ang pupunta sa opisina? _____
2. Saang opisina siya pupunta? _____
3. Saan ang opisina? _____
4. Nag-bus ba siya? _____
5. Magtatrike ba siya? _____
6. Anong sasakyan niya? _____
7. Ilang sakay siya? _____
8. Magkano ang bayad? _____

VI. HEALTH

A. Rearrange the letters to form names of the different body parts:

kuhob 1. _____

atam 2. _____

oul 3. _____

gibib 4. _____

agnte 5. _____

takanaw 6. _____

nyist 7. _____

yakam 8. _____

tdouh 9. _____

apa 10. _____

B. Write the Tagalog equivalent of the different parts of the body and use each in a sentence.

1. eyes _____
2. nose _____
3. lips _____
4. ears _____
5. mouth _____
6. fingers _____
7. feet _____
8. face _____
9. head _____
10. teeth _____

C. Identify the body part using the clues below:

1. Ginagamit sa paglakad. _____
2. Ginagamit sa pagbasa. _____
3. Ginagamit sa pakikinig. _____
4. Ginagamit sa pang-amoy. _____
5. Ginagamit sa pag-iisip. _____

D. Running for medical help. State the appropriate person/place to go to when one is sick.

Example: Masakit ang ulo.

Answer: Doktor

1. Masakit ang ngipin. _____
2. Masakit ang puso. _____
3. Masakit ang mata. _____
4. Saan makakabili ng gamot. _____
5. Saan magpapagamot. _____

E. Identify the wrong statements and give the appropriate corrections.

Example:

Nasa taas ng mata ang tiyan (wrong)
Nasa ibaba ang dibdib ang tiyan. (right)

1. Merong tatlong (3) mata ang tao.

2. Nasa ibabaw ng ulo ang buhok.

3. Ginagamit ko sa pagkain ang paa.

4. Para sa pangsulat ang kamay.

5. Matatagpuan sa mukha ang ilong.

6. Bilog ang ulo.


7. Para sa pagkanta ang tenga.

8. Nilagnat ang aking tiyan.

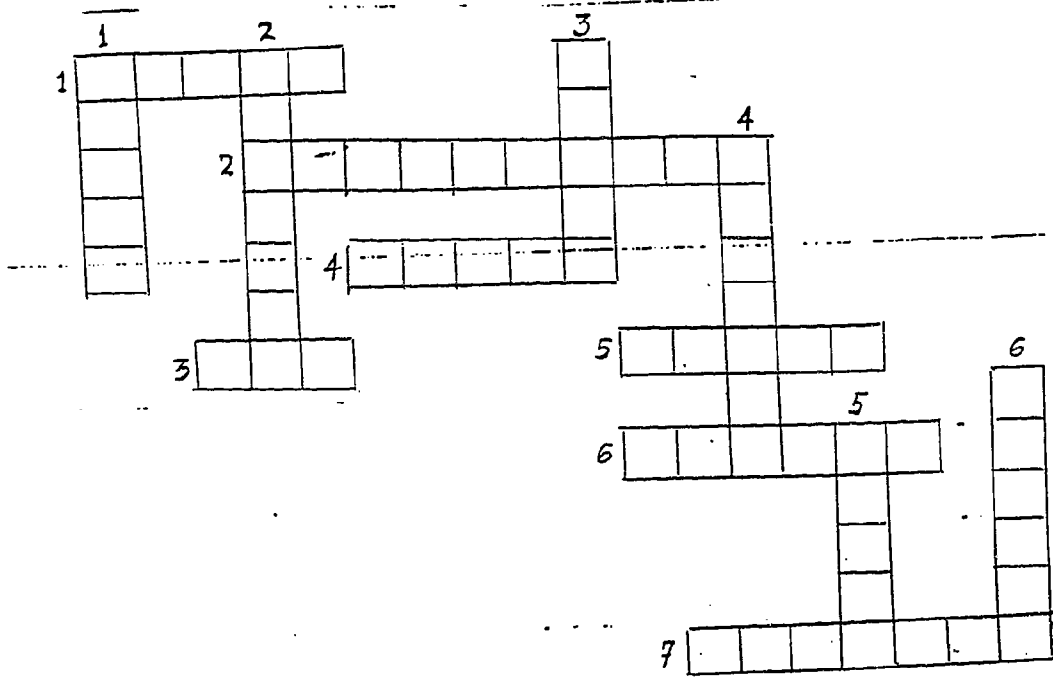
9. Masakit ang aking likod.

10. Para sa pandinig ang bibig.

F. Describe your feelings if you were in the following situations:



G. Write the Tagalog equivalent of the given English words.



ACROSS

- 1. cold
- 2. feeling
- 3. head
- 4. wound
- 5. back
- 6. patient

DOWN

- 1. illness/disease
- 2. hospital
- 3. medicine
- 4. painful
- 5. hand
- 6. fever

H. Answer the following questions:

1. Gaano kahaba ang buhok mo?

2. Ilan ang mata mo?

3. Ilan ang ilong mo?

4. Gaano ka katangkad?

5. Anong kulay ng mata mo?

6. Ilan ang tenga mo?

7. Ilan ang daliri mo?

8. Anong kulay ng buhok mo?

9. Ilan ang kamay mo?

10. Ilan ang ulo mo?

Note: Ask your instructor to check your work.

- I. Read the story and then answer the questions below:

Peace Corps Volunteer si John. Sa Bohol ang "site" niya. Isang araw pumunta siya sa Barangay Maliit. Kumain siya ng kilawin doon. Nang umuwi siya, sumakit ang tiyan niya. Nagtae siya ng dalawang araw. Pumunta siya sa doktor. Binigyan siya ng gamot at sinabing mag-ingat siya sa kinakain niya.

1. Sino si John? _____
2. Saan ang "site" niya? _____
3. Saan siya pumunta isang araw? _____
4. Anong kinain niya? _____
5. Anong nangyari pagkatapos? _____
6. Sino ang pinuntahan niya? _____
7. Anong ibinigay ng doktor sa kanya? _____
8. Anong sinabi ng doktor sa kanya? _____

J. Write all the verbs in the story. There are 9 of them. Then write their English equivalent and use each in sentence.

1. _____
2. _____
3. _____
4. _____
5. _____
6. _____
7. _____
8. _____
9. _____

K. Negate the following sentences:

1. May sakit ako. _____
2. Masakit ang ulo niya. _____
3. May lagnat siya. _____
4. Kailangan ko ng bandage. _____
5. Masakit ang tenga ko. _____
6. Gusto ko ng kilawin. _____
7. Pupunta ako sa doktor. _____
8. May doktor. _____
9. Nasugat ang kamay ko. _____
10. Pagod ako. _____

L. Give the target language equivalent of the following expressions:

1. "I feel dizzy." _____
2. "I feel weak." _____
3. "I'm wounded." _____
4. "I cut myself." _____
5. "I have a headache." _____
6. "Help me." _____
7. "Do you have medicine?" _____
8. "I want aspirin." _____
9. "I have a stomach ache." _____
10. "I have a tooth ache." _____

SUPPLEMENTARY WORKSHEETS

MARKERS

PRONOUNS

ADJECTIVES

PSEUDOVERBS

VERB ASPECTS

VERB CASES

SENTENCE EXPANSION

GAMBIT EXPANSION

PARTICLES

CONNECTORS

A. Markers

Write the appropriate markers to complete each sentence:

1. Pumunta _____ Mary _____ opisina.
2. Bumili _____ bata _____ kendi.
3. Kinain _____ John _____ mangga.
4. Magluluto _____ nanay _____ pansit.
5. Nagtanim _____ magsasaka _____ binhi.
6. Ibinigay _____ bata _____ kendi.
7. Sumakay _____ Peter _____ traysikel.
8. Naglilinis _____ Carla _____ kuwarto.
9. Sumasakit _____ ulo _____ Pam.
10. Ano _____ kinuha mo _____ nursery?

B. Pronouns

Underline the correct pronoun:

1. (Ako, Ko, Ka) si John.
2. Taga-Texas (ko, ako, akin).
3. Kapatid (ako, akin, ko) si Manny.
4. (Ko, Akin, Ako) ang lapis na ito.
5. Maganda (siya, niya, kaniya.)
6. Doktor (niya, siya, kaniya).
7. Kumain (ikaw, ka, mo).
8. Bumili (kami, kanya, sila) ng gulay.
9. (Sa kanya, Sila, Kami) ka magtanong.
10. Niluto (amin, namin, kami) ito.

11/

C. Subject Personal Pronouns

Identify and use these subject personal pronouns in sentences. Use the space below for your answer. Ask you instructor to check your sentences.

1. First person, singular _____
2. Third person, singular _____
3. Second person, singular _____
4. First person, plural (exclusive) _____
5. Third person, plural _____
6. First Person, plural (inclusive) _____
7. Second person, plural _____

D. Adjectives

D.1 Underline the correct form of the adjective in the given sentences:

1. (Maganda, Mas maganda) si Jane.
2. (Mas malamig, Ang lamig) sa Sagada!
3. (Mas masarap, Pinakamasarap) ang lasagna.
4. (Mainit, Mas mainit) ang Pangasinan sa Tuguegarao.
5. (Pinakamahirap, Mas mahirap) mabuhay sa bundok.
6. (Kasinlaki, Pinakamalaki) ni John si Nancy.
7. (Napakalinis, Pinakamalinis) ng Baguio.
8. (Mas masarap, Masarap) ang kinakain nila.
9. (Maitim, Ang itim) ng pusa!
10. (Pinakamagulo, Ang gulo) ang Maynila.

D.2 Underline the correct form of the adjective in the given sentences:

1. (Maganda, Mas maganda) si Jane.
2. (Mas malamig, Ang lamig) sa Sagada!
3. (Mas masarap, Pinakamasarap) ang lasagna.
4. (Mainit, Mas mainit) ang Pangasinan sa Tuguegarao.
5. (Pinakamahirap, Mas mahirap) mabuhay sa bundok.
6. (Kasinlaki, Pinakamalaki) ni John si Nancy.
7. (Napakalinis, Pinakamalinis) ng Baguio.
8. (Mas masarap, Masarap) ang kinakain nila.
9. (Maitim, Ang itim) ng pusa!
10. (Pinakamagulo, Ang gulo) ang Maynila.

D.3 Answer the questions based on the given statements.

e.g. Maganda si Rosa.
Sino ang maganda?

Si Rosa.

1. Mas mura ang saging sa mangga.
Ano ang mas mura sa mangga?

2. Pinakamaganda ang Baguio.
Ano ang pinakamaganda?

3. Mabait si John sa amin.
Sino ang mabait?

4. Mahal ang prutas sa palengke.
Ano ang mahal sa palengke?

5. Mas malinis ang Cebu kaysa Maynila.
Ano ang malinis kaysa Maynila?

6. Malayo ang Naga sa Sorsogon.
Ano ang malayo sa Sorsogon?

E. Pseudoverbs

Fill in the blanks with the correct pseudoverb. Choose from GUSTO, AYAW, KAILANGAN, KAYA, ALAM and KILALA.

- | | | |
|-----|-------|------------------------------------|
| 1. | _____ | (Like) ko ng Coke. |
| 2. | _____ | (Doesn't like) niya ng Coke. |
| 3. | _____ | (Need) namin ng Coke. |
| 4. | _____ | (Know) ka niya. |
| 5. | _____ | (Can handle) ni John siya. |
| 6. | _____ | (know) ko ang liksyon. |
| 7. | _____ | (Doesn't like) ni Tom ang liksyon. |
| 8. | _____ | (Like) ni nanay ang liksyon. |
| 9. | _____ | (Need) ko ng tulong. |
| 10. | _____ | (Can handle) mo ang trabaho. |

F. Verb Aspects

Underline the correct form of the verb to complete each sentence:

1. (Pumunta, Pupunta, Pumupunta) ako sa Maynila kahapon.
2. (Kinain, Kinakain, Kakainin) nila ang pansit ngayon.
3. (Binili, Binibili, Bibilhin) ni John ang T-shirt bukas.
4. (Magtrabaho, Magtatrabaho, Nagtatrabaho) ako dito ng dalawang taon.
5. (Umiinom, Uminom, linom) siya ng gatas araw-araw.
6. (Tumatakbo, Tumakbo, Tatakbo) kami sa Roxas Boulevard noong isang araw.
7. (Nag-aaral, Nag-aral, Mag-aaral) ako ng Tagalog ngayon.
8. (Ibibigay, Ibigay, Ibinigay) ko na iyan kay Mark.
9. (Nilinis, Linisin, Nililinis) ko ang bahay araw-araw.
10. (Sumusulat, Sumulat, Susulat) ako sa amin sa Linggo.

G. Verb Cases

Underline the correct form of the verb.

1. (Magluluto, Lulutuin) kami ng pinakbet.
2. (Uminom, Inumin) mo na ang gamot mo.
3. (Nililinis, Naglilinis) si John ng kuwarte.
4. Gusto kong (hiramin, humiram) ng pera.
5. (Susulat, Susulatan) ako kay Loma.
6. (Tumawad, Tawaran) natin ang gulay.
7. (Pupunta, Puntahan) ako sa Maynila.
8. (Kinain, Kumain) na sila.
9. (Tumayo, Itayo) tayong lahat.
10. (Kumanta, Kinanta) si Mary ng Matud Nila.
11. (Binibili, Bumibili) siya ng lansones.
12. (Magbasa, Basahin) sila ng diyaryo.
13. (Gawin, Gumawa) sila ng A-Frame.
14. (Nag-aaral, Pag-aaral) ako ng Tagalog.
15. (Itakbo, Tatakbo) kami bukas sa Poblacion.

H. Verb Aspects/Cases

Something is wrong with the sentences. Rewrite them in their correct form.

1. Sino ang kinain ng bayabas?

2. Gusto mong iluto ng adobong manok?

3. Pupunta ikaw ba sa Maynila?

4. Kinain ako ng balut kagabi.

5. Magtanim tayo ng ipil-ipil bukas.

6. Makabili ka ba ng abono noong Linggo?

7. Kailan natin magmiting?

8. Ihanda ka na ang mga sangkap ng pinakabet.

9. Tikman ko ng ampalaya kahapon.

10. Pakitawag ang John.

11. Ikaw ba ang lalabhan ang damit mo?

12. Ininom muna tayo ng beer.

13. Saan tayo sabayan?

14. Kailangan tayong magtulong.

NOTE: Let your instructor check your work.

I. Sentence Expansion

Expand the sentences using the given clues:

e.g. Malayo ang Tuguegarao (Negative)
Hindi malayo ang Tuguegarao.

1. Masarap ang balut. (negative)

2. Kumain ako. (na)

3. Matangkad si Tom. (negative)

4. Volunteer siya. (pala)

5. Mura ang bayabas. (daw)

6. Masakit ang tenga ko. (negative)

7. Malakas ang ulan. (pa)

8. Bumili ako ng T-shirt. (negative/rin/na)

Note: Let your instructor check your work.

J. Gambit Expansion

Expand the gambits using particles, tag questions, time words, existential words, negations, nouns, adjectives, adverbs, etc.

1. Magandang umaga. _____
2. Anong trabaho mo? _____
3. PCV ako. _____
4. Taga-California ako. _____
5. Ito ang nanay ko. _____
6. Salamat. _____
7. Ano ito? _____
8. Masarap. _____
9. Paano ang pagluto? _____
10. Kain tayo. _____
11. Magkano ang pinya? _____
12. Anong sasakyan ko? _____
13. Saan sasakay? _____
14. Malayo ba ang San Carlos? _____
15. Magkano ang plete? _____
16. Bayad. _____
17. Tulungan ako. _____
18. Magulo ba? _____

Note: Let your instructor check your work.

K. Particles

Add the following particles to the given statements and then write their English equivalent.

1. Pilipino sila. (a. po b. yata c. pala d. daw e. din f. kaya)

a. _____

b. _____

c. _____

d. _____

e. _____

f. _____

2. Kumain ako. (g. pa h. na i. lang j. din)

g. _____

h. _____

i. _____

j. _____

Note: Let your instructor check your work.

L. Connectors

In each number, connect the given sentences by adding the appropriate connector.

e.g. Malaki ang Maynila.
Mas malaki ang Cebu.

Malaki ang Maynila pero mas malaki ang Cebu.

1. Maganda ang site ko.
Mababait pa ang mga tao.

2. Gusto ko ang Boracay.
Mas gusto ko ang Sagada.

3. Pupunta ako sa Baguio.
Umulan doon.

4. Kakain ako sa Seafrost.
Pupunta ako sa Harizon Plaza

5. Mahirap pumunta sa PRRM.
Pangit ang kalsada.

M. Identify the following Target Language grammatical features:

- _____ 1. A linker that is attached to the word, if the first word in sequence ends in a vowel.
- _____ 2. A subject pronoun for second person, plural that may be used to show respect to an older person, a person in authority or a stranger.
- _____ 3. A question word used to ask for cost or price of an item.
- _____ 4. An affix when attached to the question word SAAN or to a verb root or name of place would suggest asking for direction.
- _____ 5. A particle to express temporariness.
- _____ 6. A preposition used as a future time marker.
- _____ 7. A subject marker for singular personal names.
- _____ 8. A linker that is inserted between words, the first word ending in any consonant except N.
- _____ 9. Subject pronoun first person plural (exclusive) meaning I and others.
- _____ 10. A question word used to ask for location of a person or thing.
- _____ 11. A question particle which when added to a statement becomes a yes-no question.
- _____ 12. A subject marker for singular common nouns.
- _____ 13. A location demonstrative pronoun which means "THERE" (far from both speaker and listener).
- _____ 14. A particle which expresses "HOPE".

- _____ 15. A question word used to ask for measurement.
- _____ 16. A linker that is attached to a word if the first word in the sequence ends in the consonant N.
- _____ 17. A question word used to ask for quantity.
- _____ 18. A particle which means "already, now".
- _____ 19. A subject pronoun, first person singular.
- _____ 20. A particle expression to indicate indirect quotation.

ANSWERS:

I.

A.

1. Saan
2. Sino
3. Ano
4. Taga-Saan
5. Ilan

6. Maganda
7. Pumunta
8. Trabaho
9. Taon/Edad
10. Salamat

C.

1. ano
2. ilan
3. bakit
4. sino
5. saan

6. kailan
7. magkano
8. alin
9. gaano
10. nasaan
11. paano
12. kanino

D. Supply the missing letter (s) to complete each word.

1. m
2. 3
3. a
4. t
5. r; o

6. u; u; a
7. b
8. g; m; n
9. e
10. n; r

E.1

1. Ilang
2. Saan
3. Nakatira
4. Saan
5. Bibisitahin

E.2

1. ka
2. ako
3. mo
4. mo
5. kami

F.

1. siya
2. ako
3. ka
4. siya
5. siya

6. siya
7. ako
8. siya
9. ako
10. siya

H.

- | | |
|--------------|--------------|
| 1. umaga | 6. pangalan |
| 2. magandang | 7. taon |
| 3. saan | 8. taga-saan |
| 4. diyan | 9. asawa |
| 5. babay | 10. trabaho |

J.

- | | |
|---------------------------|---|
| 1. Saan ka pupunta? | 8. Beynte singko ang edad ko. |
| 2. Magandang umaga naman. | 9. Anong pangalan mo? |
| 3. Kumusta ka? | 10. Wala ka pang asawa? |
| 4. Saan ka galing? | 11. Mauuna na ako. |
| 5. PCV ako sa Bohol. | 12. Saan ka nakatira? |
| 6. Anc ang trabaho mo? | 13. Marunong ka ba ng Tagalog. |
| 7. PCV ako sa Bohol. | 14. Ano ang gagawin mo doon? |
| | 15. Kailan ka dumating dito sa Pilipinas? |

K.

- | | |
|------------|--------------------|
| 1. gabi | 6. ka |
| 2. kayo | 7. Dito |
| 3. pupunta | 8. hapon |
| 4. galing | 9. buhay |
| 5. naman | 10. Ginoong Santos |

O.

- | | |
|------|-------|
| 1. b | 6. c |
| 2. c | 7. b |
| 3. c | 8. b |
| 4. b | 9. c |
| 5. b | 10. a |

Q.

- | | |
|---|-----------------------|
| 1. Si John | 6. Si Mr. Fidel Reyes |
| 2. Agricultural Production | 7. Si Carlos Salazar |
| 3. Department of Agriculture | 8. Dalawang taon |
| 4. Tumutulong siya sa mga programa ng gobyerno. | 9. Hindi |
| 5. Sa Barangay Madilim. | 10. Hindi |

W.

- | | |
|------------|---------------|
| 1. panahon | 6. magpahinga |
| 2. buhay | 7. bago |
| 3. mabuti | 8. hindi |
| 4. minsan | 9. wala |
| 5. kwarto | 10. pangalan |

- X.
1. buhay
 2. tumanggap
 3. tanim
 4. ani
 5. Araw-araw

6. Magpahinga
7. Nasaan
8. Gusto
9. Pupunta
10. Kusina

Z.2

1. Biyahe
2. Nakatira
3. Oras
4. Mula
5. Dumating
6. Kailan
7. Magsalita
8. Pamilya

9. Malamig
10. Nag-aral
11. Buwan
12. Araw
13. Linggo
14. Alam
15. Pero

Z.3

1. h
2. b
3. a
4. f
5. k
6. o
7. n
8. p

9. m
10. c
11. e
12. d
13. j
14. g
15. i

Z.5

1. magandang babae
2. mainit na tubig
3. maliit na kuwarto
4. malaking bahay
5. matangkad na lalaki

6. malapit sa tindahan
7. pandak na bata
8. mahabang kwento
9. maraming trabaho
10. maputing babae

II.

A.

1. Pakiulit
2. Ano sa Tagalog ang _____?
3. Dahan-dahan lang
4. Hindi ko naintindihan
5. Naintindihan ko.

6. Anong ibig sabihin _____?
7. Tama ba?/Tama ba ang sinabi/sinulat ko?
8. Naililito ako
9. Pakibasa
10. Hindi ko alam.

C.1

1. naiintindihan
2. nalilito

3. naiintindihan
4. magtagalog
5. sinasabi

C.2

1. Hindi ako nakakaintindi ng Tagalog.
2. Hindi kami nakapagsasalita ng Tagalog.
3. Hindi siya tama.
4. Hindi kita naririnig.
5. Hindi ko sasagutin ang iyong tanong.

E.

1. Just a moment.
2. Slowly please.
3. Just a minute/wait first
4. Please repeat
5. I understand a little.

F.

1. Pakibigay ang libro.
2. Pakilinis ang kuwarto.
3. Pakibasa ang dyaryo
4. Pakikuha ang tubig.
5. Pakisulat ang pangalan.
6. Pakidala ang pagkain
7. Pakibuhat ang mesa.

III.

A.

1. mangga
2. saging
3. pinya
4. bayabas
5. talong
6. kalabasa
7. ampalaya
8. petsay

C.

1. f
2. d
3. g
4. b
5. h
6. c
7. i

8. j
9. e
10. a

D.

- | | |
|----------------|----------------------|
| 1. dilaw/berde | 6. berde/dilaw/orens |
| 2. dilaw/berde | 7. orens |
| 3. pula/berde | 8. berde/dilaw |
| 4. berde/dilaw | 9. berde |
| 5. berde | 10. berde |

E.

- | | |
|--------------|--------------|
| 1. maalat | 6. matamis |
| 2. maasim | 7. ma-anhang |
| 3. ma-anhang | 8. mapakla |
| 4. masarap | 9. mapakla |
| 5. matabang | 10. maasin |

F.

1. kalamansi
2. saging
3. abokado
4. talong
5. ampalaya

J.

1. sa likod ng bahay
2. mga kamote, okra't petsay, mustasa at malunggay
3. Dahil nagpahaba ito ng ating buhay
4. Upang ang mata'y luminaw
5. _____

K.

- | | |
|------------|--------------|
| 1. matamis | 6. tama |
| 2. tama | 7. tama |
| 3. mapakla | 8. maalat |
| 4. tama | 9. tama |
| 5. maasim | 10. matabang |

L.

- | | |
|-------------|-------------|
| 1. matamis | 6. matabang |
| 2. maalat | 7. matamis |
| 3. maanhang | 8. mapait |
| 4. maasim | 9. mapakla |
| 5. matamis | 10. maasim |

M.

- | | |
|------------|-----------|
| 1. nilaga | 9. balut |
| 2. tinapay | 10. hipon |

3. asin
4. malutong
5. itlog
6. repolyo
7. talong
8. beer

11. sitaw
12. patatas
13. kalabasa
14. tubig
15. pansit

N.

1. Maasim ba ang mangga?
2. Kumakain ba ang bata?
3. Bumili ba siya ng mangga
4. Hinog na ba ang saging?
5. Gusto ba niya ng ampalaya.

6. Nagluto ba siya ng sinigang
7. Kumain na ba siya.
8. Tinikman ba niya ang balut
9. Gusto ba niya ng bagoong?
10. Maalat ba ang pansit?

O.

1. piniprito, iniihaw
2. ginigisa
3. piniprito, nilalaga
4. piprito
5. inihaw, nilalaga, piniprito

6. nilalaga
7. ginigisa, piniprito
8. nilalaga, piniprito
9. nilalaga, piniprito, iniihaw
10. nilalaga

IV. SHOPPING

A.

1. g
2. i
3. j
4. e
5. f
6. k
7. a
8. d

9. h
10. c
11. p
12. o
13. l
14. m
15. n

B.1

1. sampu
2. tatlo
3. lima
4. walo
5. pito

6. anim
7. siyam
8. isa
9. apat
10. dalawa

B.2

11. dose
12. kinse
13. beinte
14. disi-siyete
15. trese

16. disi-nuwebe
17. disi-sais
18. katorse
19. disi-otso
20. onse

C.

- | | |
|-----------------|-----------------|
| 1. dos pesos | 6. dose pesos |
| 2. otso pesos | 7. desi-otso |
| 3. kwatro pesos | 8. siete-pesos |
| 4. dyes pesos | 9. beinte pesos |
| 5. tres pesos | 10. kinse pesos |

D.

Numbers

- | | |
|-----------|---------------|
| 1. tatlo | 9. siyam |
| 2. lima | 10. anim |
| 3. apat | 11. dalawampu |
| 4. apat | 12. apatnapu |
| 5. pito | 13. animnapu |
| 6. sampu | 14. limampu |
| 7. walo | 15. animnapu |
| 8. dalawa | |

Colors

- | | |
|----------|---------------|
| 1. puti | 5. asul |
| 2. itim | 6. pula |
| 3. berde | 7. dilaw |
| 4. kape | 8. kayumanggi |

E.

- | | |
|----------------------------|---------------------------------|
| 1. Uno singkwenta | 6. Siyento |
| 2. Singkwenta sentimos | 7. Dose pesos |
| 3. Piso | 8. Kinse pesos |
| 4. Beinte Pesos | 9. Diyes |
| 5. Kwarenta'y singko pesos | 10. Disiotso or Disi-otso pesos |

J.

- | | |
|---------------------------------|------------------------------|
| 1. Magkano ito? | 6. Sukli ko/Ang sukli ko. |
| 2. O, sige na nga. | 7. Etong bayad. |
| 3. Ang mahal naman! | 8. Pahingi (po) |
| 4. Walang tawad/Pwedeng tumawad | 9. Mahal! |
| 5. Kulang (po) ang sukli ko. | 10. Sige na, P _____ na lang |

K.

Magkano tumawad lang na bayad

L.2

- hindi
- hindi
- hindi
- oo
- hindi
- sa palengke
- itlog, papaya, kape, tinapay at sabon

- h. ang papaya
- i. ang itlog
- j. P 56.00

N.

- | | |
|-----------------------|------------------|
| 1. Tatlo ang piso | 5. ang mamimili |
| 2. lima ang piso | 6. Apat ang piso |
| 3. Hindi | 7. isang dosena |
| 4. malaki ang puhunan | 8. anak |
| | 9. Oo |
| | 10. Hindi |

P.

- | | |
|----------|-----------|
| 1. Wala | 6. Hindi |
| 2. Hindi | 7. Wala |
| 3. Hindi | 8. Wala |
| 4. Hindi | 9. Hindi |
| 5. Wala | 10. Hindi |

R.

- | | |
|-------------|-------------|
| 1. umalis | 6. tumawad |
| 2. pumunta | 7. lumakad |
| 3. pumili | 8. humiram |
| 4. pumasok | 9. kumain |
| 5. tumingin | 10. sumakay |

S.

- 1. Magkano?
- 2. Ilan ang gusto mo?
- 3. Anong kulay?
- 4. Naku, napakamahal
- 5. Wala na bang tawad?

V. TRAVELLING

A.

- | | |
|---------------------|------------------|
| 1. minibus | |
| 2. (Down) traysikel | 2. (across) tren |
| 3. kalesa | |
| 4. dyipni | |
| 5. bisikleta | |
| 6. bangka | |
| 7. eroplano | |
| 8. bus | |

B.

- | | | | |
|----|----------|-----|-----------|
| 1. | tren | 6. | trak |
| 2. | bangka | 7. | barko |
| 3. | bus | 8. | bisikleta |
| 4. | eroplano | 9. | kalesa |
| 5. | dyip | 10. | traysikei |

C.1

1. bus
2. pedicab/tartaniya
3. bapor/eroplano
4. bus/dyipni
5. motorsiklo/bisikleta

C.2

1. bangka
2. kariton
3. eroplano
4. karatela
5. bus
6. kotse
7. kotse
8. traysikel

D.

1. sumulat
2. magtanim
3. maglaba
4. magturo
5. palayok
6. prutas
7. lumangoy
8. magbasketball
9. umiyak
10. tugatog

F.

1. dito bababa
2. pamasaha sa traysikel
3. pupuntang palengke
4. doon dadaan
5. gaano kalayo

G.

1. Hindi
2. Oo
3. Hindi
4. Oo/Hindi
5. Oo

H.

1. oras
2. sasakyan
3. kalayo
4. pamasaha
5. Dadaan

I.

1. Saan pupunta ito?/itong dyipni?
2. Magkano ang pamasaha/plete
3. Bababa ako dito.
4. Bayad ko.
5. Anong oras aalis itong bus?
6. Dadaan ba ito sa Bulacan?
7. Malayo ang Cebu dito?
8. Saan ang palengke?

J.

- | | |
|------------------------|------------------------|
| 1. ala una y media | 6. alas kwatro y media |
| 2. alas dos y media | 7. alas siyete y media |
| 3. alas nuwebe y media | 8. alas sinko y media |
| 4. alas tres y media | 9. aias diyas y media |
| 5. alas sais y media | 10. alas otso y media |

K.

1. alas tres
2. als siete
3. alas otso
4. alas dose
5. alas kwatro

M.

- | | |
|-----------|---------------|
| 1. likok | 6. tabi |
| 2. harap | 7. Arellano |
| 3. Mabini | 8. Kanto |
| 4. kaliwa | 9. harap |
| 5. harap | 10. Bonifacio |

N.

1. Nasa harap ng simbahan ang bahay.
2. Ang aso ay nasa loob ng bahay.
3. Lumiko ka sa kaliwa patungo sa tabing-dagat.
4. Ang bangko ay nasa kanan ng pinakamalaking tindahan sa lungsod.
5. Ang malaking akasya ay nasa likod ng bahay.

O.

- | | |
|-------------|------------|
| 1. Kumanan | 9. para |
| 2. kumaliwa | 10. biyahe |
| 3. kanto | 11. oras |

4. bababa
5. sumakay
6. pamasaha
7. sasakyan
8. stasyon ng bus

12. dumating
13. umalis
14. malayo
15. malapit

P.

1. si Mary
2. sa Department of Agriculture
3. sa poblacion
4. Hindi
5. Hindi
6. Dyipni
7. Isang sakay lang
8. Uno singkuwenta

VI. HEALTH

A.

1. buhok
2. mata
3. ulo
4. bibig
5. tenga

6. katawan
7. tiyan
8. kamay
9. tuhod
10. pa

B.

1. mata
2. ilong
3. bibig
4. tainga
5. bunganga

6. daliri
7. paa
8. mukha
9. ulo
10. ngipin

C.

1. paa
2. mata
3. tenga
4. ilong
5. ulo

D.

1. dentista
2. doktor
3. optometrist
4. botika
5. ospital

- E.
1. Ang tao ay may (2) dalawang mata.
 - 2.
 3. Ang paa ay ginagamit sa paglakad
 - 4.
 - 5.
 - 6.
 7. Ang tenga ay para sa pandinig
 8. Masakit ang aking tiyan
 - 9.
 10. Ang bibig ay para sa pagsasalita/pagkain/pagkanta etc.

G.

Across

- | | |
|---------------|-------------|
| 1. sipon | |
| 2. pakiramdam | 5. likod |
| 3. ulo | 6. botika |
| 4. sugat | 7. pasyente |

Down

- | | |
|------------|------------|
| 1. sakit | 4. masakit |
| 2. ospital | 5. kamay |
| 3. gamot | 6. lagnat |

I.

1. PCV si John
2. Sa Bohol
3. Barangay Maliit
4. Kilawan
5. Nagtae
6. and doktor
7. gamot
8. mag-ingat sa kinakain niya

J.

pumunta	kumain	umuwi	nagtae	binigyan
sinabi	mag-ingat	kinakain		

K.

- | | |
|-----------------------------------|---------------------------------|
| 1. Wala pa akong sakit. | 6. Ayaw ko ng kilawin |
| 2. Hindi masakit ang ulo niya | 7. Hindi ako pupunta sa doktor |
| 3. Wala siyang lagnat | 8. Walang doktor |
| 4. Hindi ko kailangan ang bandage | 9. Hindi nasugatan ang kamay ko |
| 5. Hindi masakit ang tenga ko. | 10. Hindi ako pagod |

L.

- | | |
|--------------------|------------------------|
| 1. Nahihilo ako | 6. Tulungan mo ako. |
| 2. Nanghihina ako. | 7. May gamot ka. |
| 3. Nasugatan ako. | 8. Gusto ko ng aspirin |

4. Nasugatan ko ang sarili ko.
5. Masakit ang ulo ko.

9. Masakit ang tiyan ko.
10. Masakit ang ngipin ko.

SUPPLEMENTARY WORKSHEETS

A.

1. si, sa
2. ang, ng
3. ni, ang
4. ang, ng
5. ang, ng

6. sa, ang
7. si, ng/sa
8. si, sa/ng
9. ang, ni
10. ang, sa

B.

1. Ako
2. ako
3. ko
4. Akin
5. siya

6. Siya
7. ka
8. kami
9. Sa kanya
10. namin

C.

1. ako
2. siya
3. ka
4. kami

5. sila
6. tayo
7. kayo

D.1

1. maganda
2. Ang lamig
3. Pinakamasarap
4. Mas mainit
5. Pinakamahirap

6. kasinlaki
7. Napakalinis
8. masarap
9. Ang itim
10. Pinakamagulo

D.2

1. maganda
2. Ang lamig
3. Pinakamasarap
4. Mas mainit
5. Pinakamahirap

6. kasinlaki
7. Napakalinis
8. Masarap
9. Ang itim
10. Pinakamagulo

D.3

1. ang saging
2. ang Baguio
3. si John. sa amin

4. ang prutas, sa palengke
5. ang Cebu
6. ang Naga

E.

1. Gusto
2. Ayaw

6. Alam
7. Ayaw

3. Kailangan
4. Kilala
5. Kaya

8. Gusto
9. Kailangan
10. Kaya

F.

1. Pumunta
2. Kinakain
3. Bibilhin
4. Magtatrabaho
5. Umiinom

6. Tumakbo
7. Nag-aaral
8. Ibigay
9. Nililinis
10. Susulat

G.

1. Magluluto
2. Inumin
3. Naglilinis
4. humiram
5. Susulat
6. Tawaran
7. Pupunta
8. Kumain

9. Tumayo
10. Kumanta
11. Bumibili
12. Magbasa
13. Gumawa
14. Nag-aaral
15. Tatakbo

L.

1. a 2. pero 3. kahit 4. pagkatapos 5. dahil

M.

1. ng
2. kayo
3. magkano
4. PA-
5. muna
6. sa
7. si
8. na
9. kami
10. nasaan

11. ba
12. ang
13. doon
14. sana
15. gaano
16. -ng
17. ilan
18. na
19. ako
20. raw/daw

TAGALOG

GRAMMAR NOTES

29

304

TABLE OF CONTENTS

	Page
Topic 1: Socializing	
Task 1.1 Meeting people briefly	
a. Linker between the Adjective and the Noun	
b. Subject Personal Pronouns	
c. The Action Not Begun of UM - verbs	
d. Question Word SAAN	
e. Question Particle BA	
f. Preposition SA	
g. Location Set of Demonstrative Pronouns	
h. Sequence of One-Syllable Particles and Words with More than One Syllable	
Task 1.2 Making and Responding to informal introductions	
a. Parts of a Tagalog Sentence	
b. Subject Markers for Common Nouns	
c. Subject Markers for Personal Nouns	
d. Possessive Pronoun KO	
e. MAY (Existential) + Noun Phrase	
f. Negation WALA	
g. Action Begun Not Completed of MAG - Verbs	
Task 1.3 Explaining PCV assignment in casual conversation	
a. Action Not Begun of UM - Verbs	
b. Noun - Forming Affix MAG-	
Task 1.4 Meeting the Host Family for the first time	
a. Particles to expand predicates	
b. Question Word TAGA-SAAN	
c. TAGA- as a place marker	
d. Two kinds of questions	
e. Imperative - Forming Affix MAG-	
Task 1.5 Making small talks about personal information	
a. Affixed Adjectives	
b. Question Word GAANO	
c. NAKA- Affix	
d. Subject Markers for Personal Names	

- e. Adjective - Forming Affix NAKAKA
- f. Recently Completed Aspect of Verbs
- g. The Action Begun Not Completed Aspect of Abilitative Affix NAKA-

Task 1.6 Informing Host Family about intention of stepping out

- a. Directional Affix PA-
- b. The Action Not Begun Aspect of Objective Forming Affix IN/HIN
- c. The Action Not Begun Aspect of Objective Focus Affix AN/HAN
- d. Contraction ANONG

Task 1.7 Explaining PCV project assignment to the local community

- a. Action Begun Not Completed Aspect of IN/HIN Verbs
- b. Action Not Begun of UM-Verbs
- c. The Infinitive Forming Affix UM-
- d. Abilitative MAI Affix in the ANB Aspect
- e. Occupational Affix
- f. Special Verb MAGING
- g. Associative Affix MAKIPAG + AN

Task 1.8 Expressing humor

- a. KA + Noun
- b. Expressions

Topic 2 Language to Manage Learning

Task 2.1 Identifying language to be used in communication

- a. Word Order of Sentences with Negation Words

Task 2.2 Making requests about manner of speech

- a. Request affix PAKI
- b. Action Begun Completed of IN Verbs
- c. KA from the Verb WIKA

Task 2.3 Eliciting meanings in Target Language

- a. Pseudoverb + Infinitive
- b. Action Not Begun of IN HIN Verbs

- Task 2.4 Ensuring communication is clear
- a. DI as diminutive of HINDI
 - b. Double Personal Pronoun KITA
 - c. Stative NA HAN Affix
 - d. Abilitative Object Focus
- Topic 3 Food
- Task 3.1 Finding out about (new) food
- a. Subject Demonstrative Pronoun
 - b. Location/Directional Set of Demonstrative Pronouns
 - c. Affixed Form of Adjectives
 - d. Moderative Form of Adjectives
 - e. Non-Subject Demonstrative Pronouns
 - f. Action Begun Not Completed Form of IN/HIN Verbs
- Task 3.2 Finding out how to eat new food
- a. Object Focus AN/HAN vs. IN/HIN Verbs
- Task 3.3 Offering/Responding to an offer of (new) food
- a. Verb Root as Imperative
 - b. Expression SIGE
- Task 3.5 Preparing Food
- a. Stative NA + verb root
- Topic 4 Shopping
- Task 4.1 Locating sources of needed items
- a. Particles
 - b. Pseudoverbs
 - C. Locative Affix AN/HAN
- Task 4.2 Selecting items
- a. Causative Affix PA

Topic 5 Transportation
Task 5.1 Taking local transportation

- a. Affix MAG-
- b. Infinitive -IN- Affix
- c. Expression of Verbal Predicates
- d. Noun-Forming Affix AN
- e. Expression PARA/SA TABI LANG

Task 5.2 Taking a Trip

- a. Action Not Begun of MAG Verbs
- b. MGA as an Approximative

Topic 6 Health
Task 6.1 Getting Medical help

- a. PAKI prefix plus suffix AN
- b. Accidental Affixes
- c. MAGPA- Affix
- d. Use of SAAN and NASAAN
- e. Existential and Non-Existential Words

APPENDIX

- I. Pronouns
 - A. Personal Pronouns
 - 1. Subject Set
 - 2. Non-Subject Set
 - 3. Possessive Set
 - a. Possessive Noun Set
 - b. Possessive Adjective Set
 - 4. Location/Direction Set
 - 5. Benefactive Set
 - B. Demonstrative Pronouns
 - 1. Subject Set
 - 2. Object Set
 - 3. Location Set
 - 4. Direction Set
 - 5. Location/Direction
 - 6. Manner Set
- II. PSEUDOVERBS
- III. PARTICLES
- IV. CONJUNCTIONS OR CONNECTORS
 - A. Coordinating Conjunctions
 - B. Subordinating Conjunctions
- V. THE INFORMATION QUESTIONS
- VI. ADJECTIVES
 - A. Prefixes
 - B. Suffixes
 - C. Affix Combinations
- VII. NEGATION IN TAGALOG
- VIII. LINKERS
- IX. MARKERS

TAGALOG GRAMMAR NOTES

TOPIC 1 SOCIALIZING Task 1.1. Meeting people briefly

a. Linker between the Adjective and the Noun

The greeting: Magandang umaga.
(Good morning.)

Consists of an adjective MAGANDA, the linker -NG AND A NOUN UMAGA. The linker -NG signifies a modification sequence between the Adjective MAGANDA (modifier) and the noun UMAGA (modifier).

b. Subject Personal Pronouns

The greeting: Kumusta po kayo?
(How are you?)

KAYO is a personal pronoun which functions as the subject in the sentence, meaning "you (plural)". KAYO is used even with singular subjects to show respect to an older person, a stranger, or a person in authority.

c. The Action Not Begun of UM verbs

The greeting: Saan ka pupunta?
(Where are you going?)

PUPUNTA, from the Infinitive Form PUMUNTA, emphasizes the doer of the action and is in the Action Not Begun Aspect, meaning "will go".

d. Question word SAAN

The greeting: Saan ka pupunta?
(Where are you going?)

SAAN is a question word meaning "where".

e. Question Particle BA

In the sentence: Kumusta ba ang buhay?
(How's life?)

BA is a question particle that occurs right after the predicate, if the predicate is not followed by one or a series of monosyllabic particles or expressions.

f. Preposition SA

The response: Sa palengke.
(To the market.)

SA is a versatile word in Tagalog. It is used for the English prepositions in, to, from, on, for, through and at.

g. Location Set of Demonstrative Pronouns

The response: Dito lang.
(Just here.)

DITO is a demonstrative pronoun meaning "here". Below are the demonstrative pronouns belonging to the location set.

DITO	"here"	(near the speaker)
DIYAN	"there"	(far from the speaker, near the listener)
DOON	"there"	(far from both the speaker and listener)

e.g. Diyan lang. (Just there.)
Doon lang. (Just there (yonder).)

h. Sequence of One-syllable Particles and Words with More than One Syllable.

In the sentence: Mauna na po ako.
(I'll go ahead sir/ma'am.)

Notice that the particles NA PO come before AKO. This follows the rule that one-syllable particles come before any word with more than one syllable, as in the example:

Tutuloy na po ako.
(I'm going now sir/ma'am.)

However, when there is a one-syllable pronoun (KO) and a one-syllable particle (NA) in the sentence, the pronoun precedes the particle, as in the example.

Maiwanan ko na muna kayo.
(I'll leave you first.)

Task 1.2 Making and responding to informal introductions

a. Parts of a Tagalog Sentence

The parts of a sentence in Tagalog may be arranged as follows:

Predicate + Subject

The predicate may be a noun, a pronoun, an adjective, a verb or a pseudoverb.

In the sentence: Ako si Mary.
(I am Mary.)

AKO is the predicate-pronoun and SI MARY is the subject.

b. Subject Markers for Common Nouns

In the sentence: Paul ang pangalan ko.
(My name is Paul.)

ANG is a subject marker for common singular nouns. Its plural form is ANG MGA.

e.g. ang mga pangalan "names"
ang mga kapatid "brothers/sisters"

c. Subject Markers for Personal Names

In the sentence: Ako si Mary.
(I am Mary.)

SI is a subject marker for singular personal names. Its plural form is SINA.

e.g. Pupunta sina Mary at Paul sa bayan.
(Mary and Paul will go to town.)

d. Possessive Pronoun KO

In the sentence: Mary ang pangalan ko.
(My name is Mary.)

KO is a possessive pronoun, meaning "my" which functions as an adjective.

e. MAY (Existential) + Noun Phrase

One example of a noun phrase used as a predicate is the MAY noun phrase meaning "there is, are, was, were, have and has" in the sentence.

May asawa ka na?
(Do you have a wife/husband?) (literal)
(Are you married?)

f. Negation WALA (non-Existential)

One way of negating sentences in Tagalog is with the use of the negation WALA which may mean "none or nothing" or which may express non-existence", as in the example.

(a) Wala ka pang asawa?
(Don't you have a wife/husband? or Aren't you married yet?)

(b) Wala akong kapatid na babae.
(I don't have [a] sister/sisters.)

g. Action Begun Not Completed of MAG verbs

In the sentence: Nagtatrabaho ako sa DECS.
(I am working with DECS.)

NAGTATRABAHO is from the Infinitive Form, MAGTRABAHO with emphasis on the doer of the action, is in the Action Not Begun aspect meaning "is working".

Task 1.3 Explaining PCV assignment in casual conversation

a. Action Not Begun of UM verbs

In the sentence: Tutulong ako sa mga tao dito.
(I will be helping the people here.)

b. Noun-Forming Affix MAG

In the sentence: Tatlo kaming magkakapatid.
(There are three of us (children) in the family.)

MAG is a noun-forming affix which indicates family relationship. Other examples are listed below:

SINGULAR

mag-ama (father-sons/daughter relationship)

mag-ina (mother-sons/daughter relationship)
magkakamag-anak (relationship between 2 persons including their
respective families.)

Task 1.4 Meeting the Host Family for the first time

a. Particles to expand predicates (RIN, NAMAN)

In the sentence: Magandang umaga rin naman.
(Good morning to you, too.)

RIN and NAMAN are particles that may be used to expand predicates.
RIN means "also, too"
NAMAN expresses a shift in viewpoint or role.

b. Question word TAGA-SAAN

e.g. Taga-saan ka?
(Where are you from?)

TAGA-SAAN is a question word used to ask for the place of origin
of a person.

c. TAGA as a place marker

e.g. Taga-Manila ako.
(I'm from Manila.)

TAGA is a place marker denoting the place of origin of a person.

d. Two kinds of Questions:

There are two basic types of questions:

1. The Oo/Hindi (Yes/No) Questions

*Questions that can be answered by Oo "Yes" or HINDI "No".

2. The Information Questions

*Those questions that begin with question words such as SINO
"who", KAILAN "when", SAAN "where".

Examples:

1. May asawa ka ba? Oo.
(Do you have a wife/husband? Yes.)

2. Ilang taon ka na?
(How old are you?)

e. Imperative Forming Affix MAG

In the sentence: Magpahinga ka muna.
(You get some rest first.)

MAGPAHINGA is in the Imperative Form and the emphasis is on the doer of the action.

Task 1.5 Making small talk about personal information

a. Affixed Adjectives

In the sentences: Matagal ka na ba dito?
(Have you been here long?)

Marunong ka ba ng Tagalog?
(Do you know Tagalog?)

Malamig ba doon?
(Is it cold there?)

Matagal, Marunong, and Malamig are examples of affixed adjectives.

b. Question Word GAANO

e.g. GAANO katagal ka na dito?
(How long have you been here?)

GAANO is a question word meaning "how". It is always followed by KA + base of the adjective.

c. NAKA affix

In the sentence: Saan ka nakatira?
Contextual - Where do you live/stay?
Literal - Where is your residence?

NAKA is a kind of affix which when attached to a root means "being in a position resulting from action expressed by root word".

d. Subject Markers for Personal Names

In the sentences: Si Paz ang titser ko.
(Paz is my teacher.)

Sina Jun at Malou ang mga titser ko.
(Jun and Malou are my teachers.)

SI and SINA, as used in these gambits, are markers that introduce the noun predicates, Paz, Jun and Malou. This happens when the predicate is the topic but not necessarily the subject of the sentence.

e. Adjective-Forming affix NAKAKA

In the sentence: Nakakapagod ang magbiyahe.
(It's tiring to travel.)

NAKAKA is an adjective-forming prefix which when attached to the noun root will change the noun into an adjective. In English, this belongs to the -ING adjectives.

f. Recently Completed Aspect of Verbs

e.g. Kararating ko lang noong Enero.
(I only arrived last January.)

KARARATING is in the Recently Completed Aspect meaning "only/just arrived."

g. The Action Begun Not Completed Aspect of Abilitative affix NAKA

In the sentence: Nakakaintindi ako ng Tagalog.
(I can understand Tagalog.)

NAKAKAINTINDI is from the Infinitive Form, MAKAININTINDI, with emphasis on the doer of the action. It is in the ABNC aspect, Abilitative mood meaning, "can understand".

Task 1.6 Informing Host Family about intention of stepping out

a. Directional Affix PA

The Question: Pasaan ka?
(Where are you going?)

1. The PA affix when attached to the question word SAAN means, "asking the direction where one is going."
2. When attached to a verb root or name of a place, it suggests direction.

e.g. Patungo ako sa Manila./Pa-Manila ako.
(I'm going to Manila.)

- b. The Action Not Begun Aspect of Objective Focus Affix IN/HIN

In the sentences: Anong gagawin mo doon?
(What are you going to do there?)

Bibisitahin ko si Yoly.
(I'll be visiting Yoly.)

GAGAWIN and BIBISITAHIN are from the Infinitive Forms, GAWIN and BISITAHIN with emphasis on the receiver of the action. It is in the ANB aspect, Objective focus meaning "will be done and will be visiting", respectively.

- c. The Action Not Begun Aspect of Objective Focus Affix AN/HAN

In the sentence: Titingnan ko ang proyekto namin.
(I'll be taking a look at our project.)

TITINGNAN is from the Infinitive Form, TINGNAN with emphasis on the object/direction of the action. It is in the ANB aspect, meaning "will be taking a look at".

- d. ANO'NG is a contraction of ANO ANG, which is frequently used in Tagalog conversations.

e.g. Ano ang pangalan mo?
(What is your name?)

becomes:

Ano'ng pangalan mo?
(What is your name?)

Task 1.7 Explaining PCV project assignment to the local community

- a. In the sentence: Ano ang pinaplano mo?
(What are you planning?)

PINAPLANO is from the Infinitive Form, PLANUHIN with emphasis on the receiver of the action. It is in the ABNC aspect, Object Focus meaning "is planning for".

- b. The Action Not Begun of UM Verbs

e.g. Gagawa ako ng plano.
(I will make a plan.)

GAGAWA is from the Infinitive Form, GUMAWA with emphasis on the doer of the action meaning "will make".

c. The Infinitive Forming Affix UM

In the sentence: Gusto kong gumawa ng proyekto.
(I would like to make a project.)

GUMAWA is in the Infinitive Form with emphasis on the doer of the action meaning, "to make".

d. Abilitative MAI affix in the ANB Aspect

e.g. Ano'ng maitutulong mo sa mga tao?
(What help can you offer the people?)

MAITUTULONG is in the Abilitative mood with emphasis on the receiver of the action. As such, it takes the KO set of pronouns. It is in the ANB Aspect, meaning "will be able to help".

e. Occupational Affix

MAG and MANG are prefixes which when attached to a noun with a reduplicated first syllable, will change the noun into an occupation or profession.

e.g. MANG + isda = mangingisda
(fish) (fisherman)

MAG + saka = magsasaka
(farm) (farmer)

Tutulong ako sa mga mangingisda/magsasaka.
(I'll help the fishermen/farmers.)

f. Special Verb MAGING

e.g. Ano ang magiging trabaho mo sa proyekto?
(What will be your role/task in the project?)

MAGINGING is used to express a change from one state or condition to another. It is in the ANB aspect.

g. Associative Affix MAKAPAG + AN

MAKIKIPAG + AN is an Associative affix which indicates doing an action with a group, with emphasis on the doer of the action.

e.g. Makikipagtulungan ako sa mga magsasaka.
(I'll be working with the farmers.)

Task 1.8 Expressing humor

a. KA + Noun

e.g. Kamukha mo!
(It looks like you!)

Another use of KA affix is to show similarities. When attached to a word, it indicates likeness.

e.g. MUKHA (face)
Ka + mukha = kamukha
(similar in looks, especially face)

b. EXPRESSIONS

An expression is any rootword, stem or word used in exclamatory sentence.

e.g. Ay kornil! (Oh! It's corny!)
Ngee! (Ugh!)
Okay a! (That's good!)

TOPIC 2 Language to Manage Learning

Task 2.1 Identifying language to be used in communication

a. Word Order of Sentences with Negation Words

Example:

Hindi ako marunong mag-Tagalog.
(I don't know how to speak Tagalog.)

With the addition of the negation word HINDI.

Task 2.2 Making requests about manner of speech

a. Request Affix PAKI

Paki-ulit.
(Please repeat.)

PAKI is a prefix which when added to the verb root indicates a request. It is equivalent to the English, PLEASE.

- b. Action Begun Completed of IN Verbs

e.g. Ano'ng sinabi mo?
(What did you say?)

SINABI is in the ABC aspect (simple past) with emphasis on the receiver of the action because of the affix IN. It means "was said".

- c. KA from the verb WIKA

In the example:

Ano 'ka mo?
(What did you say?)

KA is a shortened form of the verb WINIKA which is the synonym of SINABI "was said" with the former being more formal in usage.

Task 2.3 Eliciting meanings in Target Language

- a. Pseudoverb + Infinitive

In the example:

Ano ang ibig sabihin ng _____?
(What does _____ mean?)

When a pseudoverb (e.g. IBIG, GUSTO, etc.) co-occurs with a verb, the verb is in the infinitive form. This rule applies to all pseudoverbs appearing with verbs in a sentence.

- b. Action Not Begun of IN/HIN Verbs

e.g.

Paano ko sasabihin ang _____ sa Tagalog?
(How do I say _____ in Tagalog?)

SASABIHIN is in the ANB aspect, with emphasis on the receiver of the action because of the suffix IN/HIN meaning "will be said".

Task 2.4 Ensuring communication is clear

- a. DI as diminutive of HINDI

e.g. Di kita maintindihan.
(I can't understand you.)

DI is a shortened form of HINDI, which is a negative word meaning "no" or "not".

b. Double Personal Pronoun KITA

KITA may be considered a double personal pronoun in Tagalog, pertaining to the speaker-actor and the listener-object. It takes the place of KO, a non-subject actor personal pronoun and IKAW, a subject pronoun. Thus,

Di kita maintindihan.
(I can't understand you.)

may be said in another way

Di ko ikaw maintindihan

c. Stative NA HAN affix

In this particular gambit:

Naguguluhan ako.
(I'm confused.)

NAHAN is an affix that states the condition of a person.

d. Abilitative Object Focus

Hindi ko naiintindihan.
(I can't understand.)

NAIINTINDIHAN is in the Abilitative mood, with emphasis on the receiver of the action. It is in the Action Begun Not Completed aspect.

TOPIC 3 FOOD
Task 3.1 Finding out about (new) food

a. Subject Demonstrative Pronoun

In the example:

Ano ito?
(What is this?)

ITO is a demonstrative pronoun belonging to the subject set meaning, "this".

b. Location/Directional Set of Demonstrative Pronouns

e.g.

Ano'ng tawag dito?
(What is the term for this? or What do you call this?)

Notice the use of the directional set of demonstrative pronoun DITO. The explanation is provided within the English context "(FOR) THIS" which suggests a directional function.

c. Affixed Form of Adjectives

e.g.

Matamis ito.
(It's sweet.)

MATAMIS means "sweet" (refer to 1.5a)

d. Moderative Form of Adjectives

In the gambit:

Matamis-tamis.
(A little sweet.)

The adjective root TAMIS is reduplicated and this is one way of making the Moderative Form of the adjective in Tagalog. Another method of expressing the Moderative Form is with the use of adverb MEDYO which means "a little".

e.g. Medyo matamis.
(A little sweet.)

e. Non-Subject Demonstrative Pronouns

In the question:

Ano'ng lasa?
(What is the taste of this? or How does this taste?)

NITO is a demonstrative pronoun belonging to the non-subject set, meaning "(of) THIS".

- f. Action Begun Not Completed Form of IN/HIN Verbs

The word **NILALAGA** is in the ABNC aspect with emphasis on the object of the action meaning "It's cooked by boiling".

Task 3.2 Finding Out How To Eat New Food

- a. Object Focus AN/HAN vs. IN/HIN verbs

In the example:

Balatan mo ang patatas.
(Peel the potato.)

Hiwain mo ang patatas.
(Slice the potato.)

The suffix AN is used with verbs which denote that only the surface or appearance of the initial direct object is affected, while the suffix IN/HIN is typically used with verbs whose initial direct objects are directly affected by the action.

Task 3.3. Offering/Responding to an offer of (new) food

- a. Verb Root as Imperative

e.g. Kuha ka.
(Take some./Have some.)

Kain ka.
(Eat some.)

Tagalog imperative may consist of only the root word and an optional YOU, singular or plural.

- b. Expressions SIGE

SIGE means okay but is never used to express "fine feelings".

e.g. Tikman mo ito. (Taste this./Try it.)
Sige. (Okay.)

Task 3.5 Preparing Food

- a. Stative NA + Verb root

In the example:

Nauuhaw ako.
(I'm thirsty.)

NA + verb root is a form that does not need an object to complete its meaning. It states the condition/feeling of a person, putting the emphasis on the doer of the action.

e.g. Nagugutom ako.
(I'm hungry.)

Nahihilo ako.
(I feel dizzy.)

NOTE: These particular verbs need an external object to relieve one of the feelings of uneasiness.

TOPIC 4
Task 4.1

SHOPPING
Locating sources of needed items

a. Particles

KAYA, SIGURO and BAKA express uncertainty and are examples of particles.

e.g. Kailan kaya sila darating?
(When (do you think) are they coming?)

Baka Intsik si Yda.
(Maybe Yda is Chinese.)

Siguro pupunta siya dito.
(Maybe she will come here.)

b. Pseudoverbs

In the gambit:

Saan pwedeng bumili ng _____?
(Where can I buy _____?)

PWEDE is an example of a pseudoverb meaning "can". It can also be written as PUWEDE.

Pseudoverbs DAPAT, PWEDE, KAILANGAN, HUWAG, KILALA, GUSTO, and AYAW may take either subject or non-subject personal pronouns depending on the focus in the sentence.

ALAM may take only the non-subject set of personal pronouns.

c. Locative Affix AN/HAN

In this particular AN/HAN

Subukan mo ang sari-sari store.
(Try the sari-sari store.)

The suffix AN when attached to the verb SUBOK, exhibits a Locative Focus with the noun SARI-SARI.

Task 4.2 Selecting Items

a. Causative Affix PA

In the sentence:	Pabili ng tinapay.
Contextual:	(I'd like to buy bread, please.)
Literal:	(Let me buy some bread.)

The verb PABILI is in the Imperative Causative Form with the Causative affix PA prefixed to the verb root BILI "buy".

Topic 5 Transportation

Task 5.1 Taking Local Transportation

a. Affix MAG

In the example:

Magtaxi ka.
(Take a taxi.)

The prefix MAG when attached to words referring to means of transportation will denote "Take a _____".

b. Infinitive IN Affix

e.g. Pwedeng lakarin mula rito?
(Can I walk from here?)

The infinitive verb LAKARIN containing the suffix IN shows a locative/directional relationship with the noun or object which is the intended direction or destination in the sentence.

c. Verbal Predicates may be expanded by Adverbial Predicates

In the example:

Ano ang mabuting sakyan papuntang Banaue?
(What's the best means of transportation to take in going to Banaue?)

The manner adverb, MABUTI, modifies the verb SAKYAN which is in its noun form.

- d. Noun-forming affix AN

In the question:

Ano ang mabuting sakyan?
(What's the best means of transportation to take?)

SAKYAN is derived from the verb SAKAY which means "ride". The addition of the suffix AN makes it a noun meaning, "means of transportation".

- e. Expression PARA/SA TABI LANG

PARA and SA TABI LANG are used to stop a moving vehicle only. PARA means "stop" and SA TABI LANG means "just at the side (of the road)".

Task 5.2 Taking a Trip

- a. In the example:

Saan ako magbabayad?
(Where will I pay?)

MAGBABAYAD is from the Infinitive Form MAGBAYAD, with emphasis on the doer of the action. It is in the Action Not Begun aspect meaning "will pay".

- b. MGA as an Approximative

Example:

Mga tatlong oras.
(About/Around three hours.)

In a previous lesson, you learned the use of MGA as a plural marker. MGA can also be used to express an approximation of time, amount or measurement.

TOPIC 6 HEALTH
Task 6.1 Getting Medical Help

a. PAKI prefix plus suffix AN

In the sentence:

Paki-tulungan mo ako.
(Please help me.)

We note that PAKI may be attached to some verb roots to form the Imperative. In the example above, the verb TULUNGAN contains a direction/benefactive - marking suffix AN plus the prefix PAKI and this gives us another rule on the use of PAKI, that, it may be attached to a verb root or a verb containing a direction/benefactive - marking affix (AN/HAN or IN/HIN).

b. Accidental Affixes

NA and NA + AN are accidental affixes that focus on the actor but an external object causes the discomfort or pain as indicated by the verb root. An exception is the word NAHULOG which does not require a causing object but requires one when the form is NAHULUGAN.

e.g.

Nahiwa ako ng kutsilyo.
(I accidentally cut myself with a knife.)

Nakagat ako ng aso.
(I was accidentally bitten by a dog.)

Nabundol ako ng kotse.
(I was accidentally run over by a car.)

Nahulog ako sa silya.
(I accidentally fell off from the chair.)

Nabuhusan ako ng mainit na tubig.
(Hot coffee was accidentally poured over me.)

Nasagasa ang bata ng kotse.
(The child was accidentally hit by a car.)

Nahulugan ako ng buko.
(I was accidentally hit by a coconut.)

NAKA is another accidental affix with the actor as the agent causing the change, discomfort or pain.

e.g.

Nakabaril siya ng bata.
(He accidentally shot the child.)

Nakabasag si Malou ng baso.
(Malou accidentally broke the glass.)

Nakasagasa sila ng pusa.
(They accidentally ran over the cat.)

c. **MAGPA affix**

With the MAGPA affixed verb, the subject of the sentence is the causing agent, while the natural agent may or may not be expressed in the sentence. However, in the example:

Kailangan kong magpaduktor.
(I need to see the doctor.)

The causing agent and the natural agent are one and the same, KO (a non-subject actor pronoun). To further illustrate why, this is another variant of the sentence above:

Kailangang magpaduktor ako.
(I need to see a doctor.)

d. **Use of SAAN and NASAAN**

There are two "where" questions: magalog, SAAN and NASAAN. While SAAN can be used to ask for location and direction questions, NASAAN may only be used to ask location questions. Thus where NASAAN can be used, SAAN can also be used, but where SAAN as a direction question is used, NASAAN cannot be used.

The correct response to a NASAAN question is a noun phrase that begins with NASA.

e.g.

Nasaan ang ospital.
(Where is the hospital?)

Nasa bayan.
(In town.)

To respond to SAAN is SA + noun phrase

e.g.

Saan ka bibili ng gamot?
(Where will you buy medicine?)

Sa drugstore.
(At the drugstore.)

e. Existential and Non-Existential Words

MAY/MAYROON are existential words meaning, "there is/are/have/
has/was/were.

WALA is a non-existential word meaning, "none/nothing".

APPENDIX

I. PRONOUNS

A. Personal Pronouns

I. Subject Set

I You (singular)	AKO KA/IKAW	IKAW may occur in the initial, medial (usually the second word) or final position of a sentence.
He, She	SIYA	(No distinction between male and female.)
We (exclusive) We (inclusive)	KAMI TAYO	(meaning, I and others) (meaning I, You, and others, singular or plural)
You (plural)	KAYO	(may be used to show respect to an older person, a person in authority or a stranger.)
They	SILA	

Examples:

- | | | |
|----|--|--|
| 1. | Pumunta <u>ako</u> sa Banaue.
Kumain <u>ako</u> ng isda. | (I went to Banaue.)
(I ate fish.) |
| 2. | Bumili <u>ka</u> ng gulay.
Magpahinga <u>ka</u> muna. | ((You) Buy vegetables.)
((You) Take a rest.) |
| 3. | <u>Ikaw</u> ang bibili ng libro.
Bakit <u>ikaw</u> ang pupunta sa Manila? | (You will buy the book.)
(Why will you (be the one to) go to Manila?) |
| 4. | Susulat <u>siya</u> ng kanta.
Umuwi <u>siya</u> kahapon. | (He will write a song.)
(She went home yesterday.) |
| 5. | Kumanta <u>kami</u> sa programa.
Natulog <u>kami</u> ng maaga. | (We sang at the program.)
(We slept early.) |
| 6. | Magluluto <u>tayo</u> ng pansit.
Umupo <u>tayo</u> sa silya. | (We will cook pansit.)
(Let's sit on the chair.) |

- | | | |
|----|--|---|
| 7. | Kumuha <u>kayo</u> ng mesa.
Magtanim <u>kayo</u> ng pinya. | ((You) Get a table.)
((You) Plant pineapple.) |
| 8. | Nag-aaral <u>sila</u> ng Tagalog.
linom <u>sila</u> ng gamot. | (They are studying Tagalog.)
(They will drink medicine.) |

2. Non-Subject Set

By me	KO
By you (singular)	MO
By him/her	NIYA
By us (exclusive)	NAMIN
By us (inclusive)	NATIN
By you (plural)	NINYO
By them	NILA

Examples:

- | | | |
|----|---|---|
| 1. | Kinain <u>ko</u> ang gulay.
Ininom <u>ko</u> ang gatas. | (The vegetable was eaten by me.)
(The milk was drunk by me.) |
| 2. | Itatanim <u>mo</u> ang buto bukas.
Bibilhin <u>mo</u> ang prutas bukas. | (The seeds will be planted by you tomorrow.)
(The fruit will be bought by you tomorrow.) |
| 3. | Kinuha <u>niya</u> ang libro.
Isusulat <u>niya</u> ang tula. | (The book was taken buy him/her.)
(The poem will be written by him/her.) |
| 4. | Kinanta <u>namin</u> ang "Dahil Sa lyo".
Sinayaw <u>namin</u> ang "cha-cha". | ("Dahil Sa lyo" was sung by us.)
("Cha-cha was danced by us.") |
| 5. | Binasa <u>natin</u> ang balita.
Binili <u>ninyo</u> ang gamot. | (The news was read by us.)
(The medicine was bought by us.) |
| 6. | Tinawag <u>ninyo</u> ang taksi.
Ininum <u>ninyo</u> ang kape. | (The taxi was called by you.)
(The coffee was drunk by you.) |
| 7. | Kinain <u>nila</u> ang isda.
Kinuha <u>nila</u> ang pusa. | (The fish was eaten by them.)
(The cat was taken by them.) |

3. Possessive Set

a) Possessive Noun Set

Mine	AKIN
Yours (singular)	IYO
His/Hers	KANIYA
Ours (exclusive)	AMIN
Ours (inclusive)	ATIN
Yours (plural)	INYO
Theirs	KANILA

Examples:

- Akin ang bahay na ito. (This house is mine.)
Akin ang kotseng ito. (This car is mine.)
- Iyo ang kamang iyan. (That bed is yours.)
Iyo ang librong iyan. (That book is yours.)
- Kaniya ang sapatos na itim. (The black shoes are hers/his.)
Kaniya ang mesang iyon. (The table is his/hers.)
- Amin ang malaking radyo. (The big radio is ours.)
Amin ang pusang puti. (The white cat is ours.)
- Atin ang beer na ito. (This beer is ours.)
Atin ang pagkaing iyan. (That food is ours.)
- Inyo ang perang ito. (The money is yours.)
Inyo ang maliit na silya. (The small chair is yours.)
- Kanila ang asong iyan. (That dog is theirs.)
Kanila ang asul na lapis. (The blue pencil is theirs.)

b. Possessive Adjective Set

	Pre-Posted (Before Nouns)	Post-Posted (After Nouns)
My	AKIN + -NG	KO
Yours (singular)	IYO + -NG	MO
His, Her	KANIYA + -NG	NIYA
Our (exclusive)	AMIN + -G	NAMIN
Your (plural)	INYO + -NG	NINYO
Their	KANILA + -NG	NILA

Examples:

1. Malaki ang aking bahay. (My house is big.)
Malaki ang bahay ko.
2. Malinis ang iyong pantalon. (Your pants are clean.)
Malinis ang pantalon mo.
3. Ito ang kanyang kotse. (This is his/her car.)
Ito ang kotse niya.
4. Ito ang aming pusa. (This is our cat.)
Ito ang pusa namin.
5. Ito ang ating beer. (This is our beer.)
Ito ang beer natin.
6. Inyong pera ito. (This is your money.)
Pera ninyo ito.
7. Kanilang aso iyon. (That is their dog.)
Aso nila iyon.

4. Location/Direction Set

To/with/from me	SA AKIN
To/with/from you (singular)	SA IYO
To/with/from him/her	SA KANYA
To/with/from us (exclusive)	SA AMIN
To/with/from us (inclusive)	SA ATIN
To/with/from you (plural)	SA INYO
To/with/from them	SA KANILA

Examples:

1. Sumama ka sa akin. ((You) Come with me.)
Bumili ka sa akin. ((You) Buy from me.)
2. Ibibigay ko ito sa iyo. (I'll give this to you.)
Kukunin ko ang pera sa iyo. (I'll get the money from you.)
3. Dalhin mo iyan sa kanya. (Bring that to him/her.)
Pupunta ako sa kanya. (I went to him/her.)
4. Makipag-usap ka sa amin. (Talk with us.)
Sumama ka sa amin. ((You) Come with us.)

5. Kukunin ko sa inyo. (I'll get it from you.)
Pumunta kami sa inyo kahapon. (We went to you yesterday.)
6. Galing sa atin ang mga bulaklak. (The flowers came from us.)
Galing ang mga pagkain sa atin. (The food came from us.)
7. Ibigay mo ito sa kanila. ((You) Give this to them.)
Sabihin mo ito sa kanila. (Tell this to them.)

5. Benefactive Set

For me	PARA SA AKIN
For you (singular)	PARA SA IYO
For her/him	PARA SA KANYA
For us (exclusive)	PARA SA AMIN
For us (inclusive)	PARA SA ATIN
For you (plural)	PARA SA INYO
For them	PARA SA KANILA

Examples:

1. Pakikuha ang silya para sa akin.
(Please get the chair for me.)

Pakisulat ito para sa akin.
(Please write this for me.)
2. Binili ko ito para sa iyo.
(I bought this for you.)

Kukuha ako ng tubig para sa iyo.
(I'll get water for you.)
3. Bumili kami ng bulaklak para sa kanya.
(We bought flowers for her.)

Ginawa ko ito para sa kanya.
(I did this for him.)
4. Nag "bake" siya ng "cake" para sa amin.
(She baked cake for us.)

Nagluto sila ng pansit para sa amin.
(They cooked pansit for us.)
5. Sumulat siya ng tula para sa atin.
(She wrote a poem for us.)

Bumili si Medy ng beer para sa atin.
(Medy bought beer for us.)

6. Kakanta ako para sa iyo.
(I'll sing a song for you.)

Naghugas siya ng mga plato para sa iyo.
(She washed dishes for you.)

7. Tumawag tayo ng taksi para sa kanila.
(Let's call a taxi for them.)

Gumawa kayo ng programa para sa kanila.
((You) Prepare a program for them.)

B. Demonstrative Pronouns

1. Subject Set

ITO/TO	(this, near the speaker)
IYAN/YAN	(that, far from the speaker, near the listener)
IYON/YON	(that, far from both the speaker and listener)

Examples:

- | | | |
|----|---|---------------------------------------|
| 1. | Gusto ko <u>ito.</u> | (I like this.) |
| | Bilhin mo <u>ito.</u> | ((You) Buy this.) |
| 2. | <u>Iyan</u> ang bahay nila. | (That is their house.) |
| | Kainin mo <u>iyang</u> gulay. | ((You) Eat that vegetable.) |
| 3. | Kunin mo <u>iyong</u> libro sa kuwarto. | ((You) Get that book from the room.) |
| | Pulutin mo <u>iyong</u> papel. | ((You) Pick up that piece of paper.) |

2. Object Set

NITO	(of this, near the speaker)
NIYAN	(of that, far from the speaker, near listener)
NIYON/NOON	(of that, far from both the speaker and listener)

Examples:

1. Bigyan mo ako ng isang hiwa nitong "cake".
(Give me a slice of this cake.)

Kailangan ko ng isang dosena nitong itlog.
(I need one dozen of these eggs.)

2. Kinain ko ang kalahati niyang tsokolate.
(I ate half of that chocolate.)

Anong ibig sabihin niyan?
(What is the meaning of that?)

3. Bigyan mo ako ng dalawang metro noong "lace".
(Give me two meters of that lace.)

Ibili mo ako ng dalawang pares noong tsinelas.
(Buy me two pairs of those slippers.)

3. Location Set

DITO (variant RITO) "here" (near the speaker)
DIYAN (variant RIYAN) "there" (far from the speaker, near listener)
DOON (variant ROON) "there" (far from "both speaker and listener")

Examples:

- | | | |
|----|--|--|
| 1. | Magkita tayo <u>dito</u> .
Kakain kami <u>dito</u> . | (Let's meet here.)
(We will eat here.) |
| 2. | Pupunta ako <u>diyan</u> .
Naglaba siya <u>diyan</u> . | (I will go there.)
(She washed clothes there.) |
| 3. | Bibili tayo <u>doon</u> ng gamot.
<u>Doon</u> sila pumasok. | (We will buy medicine there.)
(They entered there.) |

4. Direction Set

HETO/ETO (here, near the speaker)
HAYAN/AYAN (there, far from the speaker, near the listener)
HAYUN/AYUN (there, far from both speaker and listener)

Examples:

- | | | |
|----|---|---|
| 1. | <u>Heto</u> ang bayad ko.
<u>Eto</u> ang sukli mo. | (Here is my payment.)
(Here is your change.) |
| 2. | <u>Hayan</u> ang bahay nila.
<u>Ayan</u> ang bayan. | (There is their house.)
(There is the town.) |
| 3. | <u>Hayun</u> ang kotse mo.
<u>Ayun</u> ang sapatos mo. | (There is your car.)
(There are your shoes.) |

5. Location/Direction Set

NARITO/NANDITO (is/are/was/were here, near the speaker)
NARIYAN/NANDIYAN (is/are/was/were there, far from the speaker, near the listener)
NAROON/NANDOON (is/are/was/were there, far from both speaker and listener)

Examples:

1. Nandito ang nobyo ni Becky. (Becky's boyfriend is here.)
Nandito ang asawa ni Vic-Vic. (Vic-Vic's husband is here.)
2. Nandiyan ang kotse ni Paz. (Paz's car is there.)
Nandiyan ang "crush" ni Popsie. (Popsie's crush is there.)
3. Nandoon ang kastilyo ni Medy. (Medy's castle is there.)
Nandoon ang prutas na binili mo. (The fruit that you bought is there.)

6. Manner Set

GANITO (like this, near the speaker)
GANYAN (like that, far from the speaker near the listener)
GANOON (like that, far from both the speaker and listener.)

Examples:

1. Ganito ang pagluto ng pansit. (This is how to cook pansit.)
Ganito ang paggawa ng grammar notes. (This is how to make grammar notes.)
2. Hindi ganyan ang pag-inom ng beer, Malou. (That is not the way to drink beer, Malou.)
Ganyan ba ang pagluto ng adobo? (Is that the way to cook adobo?)
3. Ganoon ang gusto kong klase ng kotse. (I like that car (over there).)
Ganoon ang gusto kong bilhing damit. (That is the dress I want to buy.)

II. PSEUDOVERBS

Pseudoverbs are called so because they exhibit characteristics of both verbs and adjectives. Like verbs, pseudoverbs can have case relationships with the nouns in the sentences and can be inflected for aspect (such as completed, continuing, not begun). Like Adjectives, pseudoverbs can be intensified and compared.

1. There are 9 pseudoverbs in Tagalog. They are divided into 3 groups:

a) Group 1

gusto
nais
ibig
(want, like)

b) Group 2

ayaw
(dislike)

kailangan
(need)

c. Group 3

maari
(may, might)

bawal
(it is prohibited)

puede
(can, could)

dapat
(must, have to, ought to)

2. All 3 groups of pseudoverbs can be intensified in two ways:

a. by repeating the pseudoverb

e.g. gustong-gusto
(like very much)

puedeng-puede
(can be)

bawal na bawal
(its is strongly prohibited)

NOTE: This method of intensification is not applicable to the pseudoverb dapat.

b. by adding an intensifying modifier to the pseudoverb

e.g. talagang gusto
(really like)

talagang puede
(really can)

tutuong dapat
(truly ought to)

3. All 3 groups of the pseudoverbs have a comparative form.

e.g. gusto --- mas gusto
(like more than)

Mas gusto ko ang Coke (kaysa) sa Pepsi.
(I prefer Coke to Pepsi.)

Mas kailangan ko ng pahinga kaysa sa pagkain.
(I need rest more than food.)

Mas puede sa akin ang Linggo.
(Sunday is better for me.)

4. All 3 groups of the pseudoverbs have a superlative form.

e.g. gusto --- pinakagusto
(like best)

Pinakagusto ko sa lahat si Jose.
(I like Jose best of all.)

Pinakabawal sa akin ang sigarilyo.
(Cigarettes are what's most forbidden for me.)

5. Group 1 pseudoverbs can take only 2 cases: the agentive and the objective.

e.g. Gusto niya ng mangga.
(He likes mangoes.)

Gusto niya si Jose.
(He likes Jose.)

6. Groups 2 and 3 pseudoverbs can only take the direction and object cases.

e.g. Maari na ba sa iyo ang piso?
(Is one peso good enough for you?)

Puede na sa akin ang tubig.
(Water is good enough for me.)

Dapat sa iyo's tubig.
(Water is good for you.)

Bawal sa iyo ang bagoong.
(Bagoong is bad for you.)

7. With pseudoverbs, only the object noun may become the subject of the sentence. In this case, the object becomes a definite item and is equivalent to a stressed word in English.

e.g. Gusto niya ang mangga.
(He likes the mangoes.)

Gusto niya si Jose.
(He likes Jose.)

Bawal iyan sa akin.
(That is bad for me.)

Puede sa iyo ang pula.
(Red is okay on you)

8. Pseudoverbs can be used as auxiliary verbs. In this case, the main verb is in the infinitive form. When the pseudoverb is immediately followed by the main verb, the linker is attached to the pseudoverb (as in examples a, b and c below). Note that the pseudoverbs **ayaw** and **bawal** do not require linkers between themselves and the main verbs (as in examples d and e below). When the pseudoverb is followed by a pronoun, the linker is attached to the pronoun (as in examples f and g below.).

e.g. a) Gustong kumain ng bata ng turon.
(The child wants to eat turon.)

b) Kailangang itanim na ni Pedro ang paminta ngayon.
(Pedro needs to plant the pepper now.)

c) Puedeng tamnan ni Pedro ng paminta ang bakuran niya.
(Pedro can plant pepper in his backyard.)

- d) Ayaw magtanim ni Pedro ng paminta.
(Pedro dislikes to plant pepper.)
- e) Bawal nagsigarilyo dito.
(It is forbidden to smoke here.)
- f) Maari mong ibili si Pedro ng abono.
(You may buy some fertilizer for Pedro.)
- g) Dapat mong samahan si Lisa sa bayan.
(You must go to town with Lisa.)

9. The case relations between the pseudoverb and the nouns in a sentence are indicated by word-order (that is, agentive before objective) if the nouns are both personal nouns.

e.g. Kailangan ng bata ng ina.
(A child needs a mother.)

NOTE: The doer noun precedes the object noun.

If one of the nouns co-occurring with the pseudoverb is a personal noun and the other is a non-personal noun, then the personal noun is the agent and the non-personal noun is the object.

e.g. Ayaw ng bata ng gulay.
Ayaw ng gulay ng bata.
(The child dislikes vegetables.)

III. PARTICLES are forms that add meaning to a sentence.

1. NA "already, now"

e.g.

- a) May asawa na si Josie.
(Josie is already married.)
- b) Kumanta na tayo.
(Let us sing now.)

2. PA "yet, still"

e.g.

- a) Dalaga pa sina Maria at Julia.
(Mary and Julia are still single.)

- b) Hindi pa dumating ang bisita.
(The visitor has not arrived yet.)

3. MAN "too, even"

e.g.

- a) Sumaglit man lang kayo.
(Please come to the house even for a few minutes.)
- b) Kalabaw man e, napapagod din.
(Carabaos get tired too.)

4. RIN/DIN, NAMAN "also, too"

e.g.

- a) Magandang umaga rin.
(Good morning, too.)
- b) Magandang gabi naman.
(Good evening also.)

5. LANG/LAMANG "just, only"

e.g.

- a) Diyan lang.
(Just there.)
- b) Ito lang/lamang.
(Only this.)

6. DAW/RAW is used to indicate an indirect quotation.

e.g.

- a) Duktur daw si Tony.
((Someone said) Tony is a doctor.)
- b) Pogi raw si Gerry.
((Someone said) Gerry is handsome.)

NOTE: If the first word in the sequence ends in a consonant, the particle DAW is used. If it ends in a vowel, the particle RAW is used.

7. MUNA expresses a state of temporariness

e.g.

- a) Maiwan ko muna kayo.
(I'll leave you first.)
- b) Kumain muna tayo.
(Let's eat first.)

8. NAMAN expresses a shift in viewpoint or role

e.g.

- a) Ako naman.
(It's my turn.)
- b) Siya naman ang kakanta.
(It's her turn to sing.)

9. KAYA expresses uncertainty, indecision, speculation

e.g.

- a) Iba na lang kaya ang order ko.
(Maybe I'll change my order.)
- b) Kailan kaya kayo magkakapera?
(When (do you think) will you have money?)
- c) Sino kaya ang pupunta s party?
((I wonder) who will be coming to the party?)

10. SANA expresses hope

e.g.

- a) Pumunta sana siya dito.
(I hope she will come.)
- b) Sana magpakasal na sina Janice at Aga.
(I hope Janice and Aga will get married.)

11. PALA expresses mild surprise at new information or an unexpected turn of events/situation

e.g.

- a) Madulas pala dito!
(I didn't know (that) it's slippery here!)
- b) Maganda pala ang boses ni Inday!
(I didn't know that Inday has a nice voice!)

12. YATA expresses uncertainty

e.g.

- a) Marami ka yatang labahin.
(You seem to have many clothes to wash.)
- b) Hindi yata darating ang Mayor.
(It seems that the Mayor is not coming.)

13. BAKA expresses uncertainty

e.g.

- a) Baka Intsik si Yda.
(Maybe Yda is a Chinese.)
- b) Baka pulis si Mike.
(Maybe Mike is a policeman.)

NOTE: The difference between YATA and BAKA is that the former is never found at the beginning of a sentence while the latter is always found at the beginning of the sentence.

14. NGA can be used in some instances to express emphasis

e.g.

- a) Oo nga, ang daming tao.
(Oh yes, there are too many people.)
- b) Masarap nga ang luto ni Medy.
(Medy's cooking is really good.)

15. O is used either as a sentence opener or closer which means "please", "now", "see" or "okay". At the same time it expresses the idea that a statement is also meant as a command. What softens the statement into a request is NAMAN.

e.g.

- a) Tingnan mo ang mga bata, o.
(Look at the children.)
- b) Tulungan mo naman ako, o.
(Please help me.)

16. E expresses a reason related to a preceding idea

e.g.

- a) Hindi ako pumunta. Baka gabihin ako, e.
(I won't go. It might be very late for me.)
- b) Hindi ako sasama. Wala ka doon e.
(I'm not going because you're not there.)

17. BA "question particle", when added to a statement, becomes a Yes-No question.

e.g.

- a) Pumunta ka ba sa bayan?
(Did you go to town?)
- b) Sumakay ba sila sa dyip?
(Did they ride in a jeep?)

IV. THE CONJUNCTIONS OR CONNECTORS

There are two groups of conjunctions or connectors in Tagalog that may be used in combining two or more basic sentences: the coordinating conjunctions and the subordinating conjunctions.

A. The Coordinating Conjunctions

Tagalog has a number of conjunctions that express varying relations of coordination such as: addition, contrast, choice, and negation.

Below are the Tagalog coordinating conjunctions with the relationship that they express:

1. AT "and" for addition

e.g.

Mainit sa Laguna.
(It is hot in Laguna.)

Maalikabok sa Laguna.
(It is dusty in Laguna.)

Combined Sentence:

Mainit at maalikabok sa Laguna.
(It is hot and dusty in Laguna.)

2. AT SAKA "and also", for addition, showing sequence of events

e.g.

Pumunta siya sa Post Office.
(He went to the Post Office.)

Pumunta siya sa palengke.
(He went to the market.)

Combined Sentence:

Pumunta siya sa Post Office at saka sa palengke.
(He went to the Post Office and also, to the market.)

3. AT NANG "and so, so that"

e.g. Mag-aral ka.
(Study.)

Hindi ka mahirapan sa buhay.
(You won't have difficulty in life.)

Combined Sentence:

Mag-aral ka at nang hindi ka mahirapan sa buhay.
(Study, so that you won't have difficulty in life.)

4. For addition HINDI LAMANG KUNDI or "DI LANG PA "not only", but also

e.g.

Maganda siya.
(She is pretty.)

Marunong siya.
(She is intelligent.)

Combined Sentence:

Hindi lamang siya maganda kundi marunong pa.
(She is not only pretty but also intelligent.)

OR

Di lang siya maganda, marunong pa.

5. PERO, NGUNIT "but"

e.g.

Mahal ang mangga.
(Mango is expensive.)

Masarap ang mangga.
(Mango is delicious.)

Combined Sentence:

Mahal ang mangga pero masarap.
(Mango is expensive but delicious.)

6. For choice O "or"

e.g. Gusto mo ba ng kape?
(Do you want coffee?)

Gusto mo ba ng tsaa?
(Do you want tea?)

Combined Sentence:

Gusto mo ba ng kape o tsaa?
(Do you want coffee or tea?)

7. For negation NI ni "neither nor"

e.g.

Hindi niya ako kilala.
(He does not know me.)

Hindi niya ikaw kilala.

(He does not know you.)

Combined Sentence:

Ni ako ni kaw hindi niya kilala.
(He knows neither you nor me.)

B. The Subordinating Conjunctions

Tagalog has several conjunctions expressing relations of subordination between or among sentences of unequal importance. The important sentence is usually the lead sentence followed by the subordinate sentence introduced by a subordinating conjunction, that expresses its relationship to the important sentence. Below are the Tagalog subordinating conjunctions with the relationship that they express.

1. For reason

KASI	"because"
DAHIL SA	"because of"
SA DAHILANG	"for the reason that"
SAPAGKAT	"because"

e.g.

Malungkot si Juan.
(Juan is sad.)

Namatay ang aso niya.
(His dog died.)

Combined Sentence:

Malungkot si Juan kasi namatay ang aso niya.
(John is sad because his dog died.)

2. For Purpose

PARA	"so that"
UPANG	"in order that"

e.g.

Nag-aaral siya ng Tagalog.
(He is studying Tagalog.)

Madali niyang matulungan ang mga tao sa barangay niya.

(He can quickly help the people in his barangay.)

Combined Sentence:

Nag-aaral siya ng Tagalog para madali niyang matulungan ang mga tao sa barangay niya.
(He is studying Tagalog so that he can quickly help the people in his barangay.)

3. For Time

BAGO	"before"
PAGKATAPOS, TAPOS	"after"
HABANG	"while, during"
SAMANTALA	"while"
BUHAT NANG/NOONG	"since"
NANG	"when"
HANGGANG	"until"

e.g.

Kumain muna siya.
(He ate first.)

Umalis siya.
(He left.)

Combined Sentence:

Kumain muna siya bago umalis.
(He ate (first) before he left.)

Umalis siya pagkatapos kumain.
(He left after eating.)

Habang natutulog ang baby, tumahol ang aso.
(While the baby was sleeping, the dog barked.)

Naghirap ang mga tao buhat nang bumagyo.
(The people have suffered since it stormed.)

Magtatrabaho ako hanggang tapos na ang proyekto.
(I'll work until my project is finished.)

4. For condition

KUNG "if"

e.g. Kung hindi pa siya matutulog, manonood muna ako ng T.V.
(If he doesn't want to go to sleep yet, I can watch TV.)

5. For concession

KAHIT, KAHIT NA "even though"

e.g. Nagtatrabaho siya kahit na may sakit.
(He works even though he is sick.)

6. For result

KAYA "so, that's why"

e.g. May ginagawa siya kaya hindi siya nakapunta sa party mo.
(She was doing something so she couldn't go to your party.)

V. THE INFORMATION QUESTIONS

A Tagalog statement may be transformed into an information question by using the question words that will elicit the desired information in the response.

Below is the list of question words in Tagalog and the information that each question word elicits.

- | | | | |
|-----|---------|------------|--|
| 1. | SINO | "who" | |
| 2. | ANO | "what" | |
| 3. | SAAN | "where" | (it is used to ask for both location and direction) |
| 4. | NASAAN | "where" | (used to ask for location of a person or thing) |
| 5. | ILAN | "how many" | (used to ask for quantity) |
| 6. | KAILAN | "when" | |
| 7. | MAGKANO | "how much" | (used to ask for cost or price) |
| 8. | GAANO | "how much" | (used to ask for measurement) |
| 9. | ALIN | "which" | |
| 10. | KANINO | "whose" | |
| 11. | PAANO | "how" | (used to ask for both manner of doing something and direction) |
| 12. | BAKIT | "why" | |

Examples:

- | | | |
|----|--------------------------------------|------------------------|
| 1. | <u>Sino</u> ka? | (Who are you?) |
| 2. | <u>Ano</u> ang pangalan mo? | (What is your name?) |
| 3. | <u>Saan</u> ang bahay mo? (location) | (Where is your house?) |
| | <u>Saan</u> ka pupunta? (direction) | (Where are you going?) |

- | | |
|--|-----------------------------------|
| 4. <u>Nasaan</u> ang tatay mo? (person) | (Where is your father?) |
| <u>Nasaan</u> ang lapis ko? | (Where is my pencil?) |
| 5. <u>Ilan</u> ang anak mo? | (How many children do you have?) |
| 6. <u>Kailan</u> ka aalis? | (When are you leaving?) |
| 7. <u>Magkano</u> ang beer? | (How much is the beer?) |
| 8. <u>Gaano</u> ka kataas? | (How tall are you?) |
| 9. <u>Alin</u> ang gusto mo pula o puti? | (Which do you like red or white?) |
| 10. <u>Kanino</u> ang kotseng iyon? | (Whose car is that?) |
| 11. <u>Paano</u> ka magluto ng kanin? (manner) | (How do you cook rice?) |
| <u>Paano</u> pumunta sa site mo? (Direction) | (How do you get to your site?) |
| 12. <u>Bakit</u> ka umiiyak? | (Why are you crying?) |

VI. ADJECTIVES

An Adjective is a word that describes a person, place, or thing.

Simple Form:

- | | |
|-------------------|---|
| a) Without Affix: | <u>Tama</u> ang sagot mo.
(Your answer is right.) |
| | <u>Payat</u> siya.
(He is thin.) |
| b) With Affix: | <u>Maganda</u> ang bata.
(The child is beautiful.) |
| | <u>Palabiro</u> si Pedro.
(Peter is a joker.) |

Below are the forms of adjectives:

A. Prefixes

1. **MA/MAKA** are prefixes which, when added to rootwords, form adjectives which express a positive quality.

e.g. Mabait si Helen.
(Helen is good.)

Makabagong babae siya.
(She is a modern woman.)

2. The Comparative Degree has three uses:

a. To express equality, we use the prefixes KASING and MAGKASING:

e.g. Kasing ganda ni Elena si Maria.
Magkasing ganda sina Maria at Elena.
(Mary is as beautiful as Elena.)

NOTE: Another way to express equality is by using the words PAREHO and GAYA which means "as" or "like".

e.g. Maganda si Maria pareho ni Elena.
Maganda si Maria gaya ni Elena.
(Mary is as beautiful as Elena.)

b. To express the quality existing in a higher degree, we use the words KAYSA ("than") and LALO or MAS ("more").

e.g. Mas maganda si Maria kaysa kay Elena.
Lalong maganda si Maria kaysa kay Elena.
(Maria is prettier than Elena.)

c. To express a quality existing in a lower or lesser degree, we use the following expression: HINDI KASING NI

e.g. Hindi kasing ganda ni Maria si Elena.
(Maria is not as beautiful as Elena.)

NOTE: KASING is used only with the root word.

3. The Intensive Degree expresses the quality in a more forceful and emphatic form. There are many ways of expressing this degree, most commonly used are the following:

a. by adjective reduplication

e.g. magandang-maganda (very beautiful)
malinis na malinis (very clean)
malakas na malakas (very strong)

b. by attaching the prefix NAPAKA to the root.

e.g. napaka ganda (very beautiful)
napaka linis (very clean)
napaka tamad (very lazy)

4. The superlative degree denotes a quality existing in the highest degree. The prefix PINAKA is used with the positive degree of the adjective more

When the root word is a noun, NAKA + rootword describes what a person is wearing.

- e.g. naka + sapatos = nakasapatos
 (shoes) (wearing shoes, shod)
- naka + puti = nakaputi
 (white) (wearing white)
- naka + salamin = nakasalamin
 (eyeglasses) (wearing eyeglasses, bespectacled)

NOTE: The noun roots must be those items that are worn by a person.

9. NAKAKA is a prefix which changes nouns into their adjective forms.

- e.g. nakaka + inis = nakakainis
 (annoyance) (annoying)
- nakaka + tuwa = nakakatuwa
 (fun) (funny)

NOTE: Rootword is always a noun.

10. MALA + rootword means "having the quality similar to something."

- e.g. mala + sutia = malasutia
 (silk) (silky)
- mala + patinig = malapatinig
 (vowel) (similar to a vowel)

NOTE: Rootword is always a noun.

11. KA is a prefix which changes nouns or verbs into their adjective forms.

- e.g. ka + galang = kagalang-galang
 (respect) (respectable)

NOTE: Rootword is usually repeated, if a verb.

12. MA + rootword forms adjectives which express plurality or characteristics inherent to the rootword themselves. NOTE: Rootword is always a noun.

- e.g. ma + tao = matao
 (man) (lots of people)
- ma + lamok = malamok
 (mosquito) (lots of mosquitoes)

13. Exclamatory Form: KAY, PAGKA, KA

e.g. kay + ganda = kayganda
pagka + ganda = pagkaganda
ka + ganda = kaganda
(beauty) (how beautiful/pretty!)

14. Moderative form: MA

e.g. ma + alat = maalat-alat
(saltiness) (rather salty)

NOTE: Rootword is usually repeated, if a noun.

15. Plural Form: MA + LA

e.g. ma + la + laki = malalaki
(big) (are big)

NOTE: The plural adjectival predicate does not necessarily require a plural subject.

e.g. Malalaki ang mangga sa Zambales.
Malalaki ang mga mangga sa Zambales
(Mangoes in Zambales are big.)

B. SUFFIXES

1. rootword + IN/HIN means "susceptible to _____"

e.g.

sipon + (h) in = sipunin
(cold) (susceptible to cold)

ubo + hin = ubuhin
(cough) (susceptible to cough)

NOTE: Rootword is usually a noun.

2. root word + IN/HIN means "a person who tends to _____"

e.g. iyak + (h) in = iyakin
(cry) (cries easily)

NOTE: Rootword is usually a verb.

C. AFFIX COMBINATIONS

(He is not tall.)

3. Negation of KNOWLEDGE

KNOWLEDGE here means knowledge of a fact or having the ability or skill to do something.

KNOWLEDGE of a fact

Hindi ko alam ang pangalan mo.
(I do not know your name.)

ABILITY or SKILL

Hindi ako lumalarogoy.
(I do not swim.)

4. Negation of DESIRE

DESIRE

Hindi ko gusto iyan.
Ayaw ko iyan.
(I do not like that.)

5. Negation of an EXISTENCE

Existence here refers to two concepts: The possession of an item and the presence of an item in a given location.

EXISTENCE - Possession

Wala akong pen.
(I don't have a pen.)

EXISTENCE - Location

Walang pen dito.
(There are no pens anywhere here.)

6. Negation of a COMMAND

COMMAND

Huwag kang pumunta.
(Don't go.)

VIII LINKERS

These are forms used to signify a relationship between a modifier and a modified word. In English, this is not necessary since the modifier and the modified are in a strict word order, as in "big house", not "house big".

In Tagalog, the word order of the modifier and the modified is free.

modifier + modified

OR

modified + modifier

To show that the forms are in a modification relationship (in both orders), linkers are used between the forms.

Adjective + linker + Noun

OR

Noun + linker + Adjective

The linkers are used after the first word as follows:

If the first word in the sentence ends in a vowel, the linker -NG is attached to the word.

e.g. maganda - magandang babae (beautiful woman)
lalaki - lalaking mabait (good/kind man)

If it ends in a consonant, except N, the linker NA occurs following the first word.

e.g. malamig - malamig na beer (cold beer)
bahay - bahay na malaki (big house)

If it ends in the consonant N, the linker -G is attached to the word.

e.g. hangin - hanging malamig (cold wind)
kahon - kahong maliit (small box)

Uses of linkers:

1. attached to question words as part of a modification sequence

ilan = ilang bote (how many bottles)
alin = aling tindahan (which store)

2. between a number and an item in a phrase

isang bola (one ball)
apat na kotse (four cars)

3. between a demonstrative pronoun and a noun

itong libro (this book)
iyang kanto (that corner)

4. between an adverb and a verb

tinatamad na kumain (lazily ate)
 mabilis na umalis (quickly left)

5. between a pseudoverb and a verb

Pwedeng magsulá dito? (Can I write here?)
 Gustong_umuwi ni Belle. (Belle wants to go home.)

6. with time expressions

sa darating na linggo (this coming week)
 noong isang linggo (last week)

7. with modifying phrases

Nandito si Ana na kaibigan ko.
 (Ana, who is my friend, is here.)

Nag-aaral pa si Pedro na anak ni Mr. Santos.
 (Pedro, (who is) the son of Mr. Santos, is still studying.)

IX. MARKERS

A marker is a grammatical form that signals the entrance of a noun or a verb with an implied noun-doer in a sentence. These forms may be equivalent to the English articles or prepositions.

MARKERS

Personal Name	Common Name
Subject:	Subject:
Singular - SI	Singular - ANG
Plural - SINA	Plural - ANG MGA
Non-Subject	Non-Subject
Singular - NI KAY PARA KAY	Singular - NG SA
Plural - NINA KINA PARA KINA	Plural - NG MGA SA MGA

OTHER MARKERS

To indicate TIME

<u>ala</u> una	-	one o'clock
<u>alas</u> dos	-	two o'clock

To indicate PAST/FUTURE TIME

For days:

<u>noong</u> Linggo	-	last Sunday
<u>sa</u> Sabado	-	on Saturday
<u>sa</u> susunod na Lunes	-	next Monday

For months:

<u>sa</u> Enero	-	in January
<u>sa</u> susunod na Enero	-	next January

For week:

<u>sa</u> isang linggo	-	next week
------------------------	---	-----------

For numbers:

<u>sa</u> ikatlo ng umaga	-	three o'clock in the morning
<u>sa</u> ikadalawa/ikalawa ng Enero	-	January 2nd

To indicate PLACE

SA is a versatile word in Tagalog. It is used for the English prepositions: in, to, from, into, on, for, through, at, etc.

sa as "in"

Natutulog siya <u>sa</u> kuwarto.	(She is sleeping in the room.)
Kakanta siya <u>sa</u> aming programa.	(She will sing in our program.)

sa as "to"

Pupunta kami sa Banaue bukas. (We shall go to Banaue tomorrow.)
Ibibigay ko ito sa kanya. (I shall give this to her.)

sa as "from"

Galing kami sa Baguio (We came from Baguio.)
Sa nabasa ko, hindi totoo iyan. (From what I read, that is not true.)

sa as "on"

Bago ang libro sa mesa. (The book on the table is new.)

sa as "into"

Tumalon ang aso sa ilog. (The dog jumped into the river.)
Itapon mo ang basura sa lata. (You throw the garbage into the can.)

sa as "through"

Nagdaan siya sa bintana. (He passed through the window.)

sa as "at"

Nilinis niya ang mga bintana (She cleaned the window at school.)
sa paaralan.
Kadalasan nagsusulat ako sa gabi. (I usually write at night.)

SA in a prepositional phrase

- sa loob (inside) - Pumasok ang nanay sa loob ng bahay. (Mother went inside the house.)
- sa labas (outside) - Tumayo kami sa labas ng bahay. (We stood outside the house.)
- sa harap (in front) - Nakatira sila sa harap ng simbahan. (They live in front of the church.)
- sa tabi (beside) - Umupo ka sa tabi ko. (Sit beside me.)
- sa itaas (above, up) - Umakyat siya sa itaas. (She went up.)
- sa gitna (in the middle) - Umupo ang bata sa gitna. (The child sat in the middle.)
- sa pagitan - Tinamaan siya ng bala sa pagitan ng dalawang mata.

(in the middle) (She was hit by a bullet in between the eyes.)

sa likod - Dumaan siya sa likod ng bahay.
(behind) (She passed behind the house.)

sa ibaba - Pumunta ang lalaki sa ibaba.
(below) (The man went below.)

In the above uses, SA can be changed to NASA if we like to state the LOCATION of someone or something.

SA with MAY means "near or about"

e.g. Nakatira siya sa may Roxas Boulevard.
(She lives near Roxas Boulevard.)

PHILIPPINE LANGUAGE VERB AFFIX SYSTEM

**VERB
AFFIX**

<u>FOCUS OR TOPIC</u>	<u>ASPECT</u>	<u>MOOD</u>
ACTOR/ACTION	IMPERATIVE (IMP.)	PUNCTUAL (EG. -Um-)
OBJECT (regular)	INFINITIVE (INF.)	DURATIVE (e.g. MAG-)
OBJECT (separation)	ACTION-NOT-BEGUN (ANB)	STATIVE (e.g. MA-)
LOCATION (place)	ACTION-BEGUN NOT-COMPLETED (ABNC)	APTATIVE (e.g. MAKA-)
BENEFICIARY (to whom/for whom)	ACTION-BEGUN COMPLETED (ABC)	PLURAL (Non-Singular)
INSTRUMENT (means/tool)	DEPENDENT (DEP.)	INITIATING SOCIAL (Mutual)

PHILIPPINE LANGUAGE VERB AFFIX SYSTEM

V E R B I C A F F I X a l w a y s	F O	ACTOR OR ACTION	The AFFIX points to the ACTOR or the ACTION as the TOPIC of the sentence. The speaker directs the attention of the listener to the ACTOR/action.
	C U	OBJECT (Regular)	This AFFIX points to the OBJECT as the TOPIC of the sentence. <u>Regular</u> -refers to type of verbs not expressing "separation" or "conveyance" action.
	S	OBJECT (Separation)	This Affix points to the OBJECT as the TOPIC of the sentence. <u>Separation</u> refers to verbs that describe "separation" or "away from Doers" action.
	T O	LOCATION (Place)	This AFFIX points to the LOCATION or PLACE where the action is taking place as the TOPIC of the sentence.
	P I	BENEFICIARY (For/To whom)	This AFFIX points to the BENEFICIARY or the person to whom or for whom the action is done as the TOPIC of the sentence.
	C	INSTRUMENT (Means/Tool)	This AFFIX points to the INSTRUMENT or means of the action as the TOPIC of the sentence.
A			
F	A	IMPERATIVE (IMP.)	This AFFIX is used to express a COMMAND (IMPERATIVE) or a request. The IMP. affix also changes to reflect of FOCUS or MOOD.
I	S	INFINITIVE (INF)	This AFFIX is used to express the "TO (Verb)" or INFINITIVE. Used especially after Pseudo verbs like (want, like must, necessary, need to, etc.).
X	P	ACTION-NOT- BEGUN (ANB)	This ASPECT describes an action not yet begun at the time referred to or indicated by the speaker. The reference is the beginning of the action, not the time of the action as the term "future" relates to time.
a	E	ACTION-BEGUN- NOT-COMPLETED (ABNC)	This ASPECT describes an action that is begun but not completed at the time referred to. Similar to (but not exactly) to progressive tense (Eng.). But remember this aspect refers to the beginning of the action (not time).
l	C	ACTION-BEGUN- NOT-COMPLETED (ABNC)	This ASPECT describes an action that is begun and completed at the time referred to. Similar to (but not exactly) the past tense (Eng.). Again the reference is the beginning and completion of the action or event (not time).
w	T	ACTION-BEGUN- COMPLETED (ABNC)	This ASPECT describes an action that is begun and completed at the time referred to. Similar to (but not exactly) the past tense (Eng.). Again the reference is the beginning and completion of the action or event (not time).
a		DEPENDENT (DEP.)	This ASPECT when present in the language is used after certain expressions, like WALA in Cebuano, or after expressions of Time and Place (optional).
y			
s			

i n d i c a t e s the ff	M O O D	PUNCTUAL (e.g. -UM)	This Mood describes actions that are voluntary or intentional; this also relates to the momentary or short duration of the action - hence <u>punctual</u> .
		DURATIVE (e.g. MAG-)	This Mood describes actions that are of longer duration (also voluntary). This set of affixes is used with verbs describing longer action.
		STATIVE (e.g. MA-)	This AFFIX is usually used with verbs describing States of feeling or physical states e.g. "sleep"-hence <u>stative</u> .
		APTATIVE (e.g. MAKKA-)	This Mood is used to express those actions that are non-intentional, accidental, coincidental, or non-voluntary-describes ability, opportunity, or chance. Some verbs by nature take this affix, like "see", "hear", "fall", "understand", etc.
		PLURAL	Or Non-Singular Affixes-describing plural topics or repeated action.
		INITIATING	This AFFIX describes an action involving two persons but initiated by one.
		SOCIAL	Refers to mutually benefiting actions, like "love one another", "exchange gift".

TAGALOG VERB AFFIXES

MOOD	ASPECT		FOCUS	OR	TOPIC		
		ACTOR/ Action	OBJECT (regular)	OBJECT separation	LOCA- TION (Place)	BENEFI- CIARY	INSTRU- MENT
P U N C T U A L	IMP.	-UM-	-IN	I-	-AN	I-	IPANG-
	INF	-UM-	-IN	I-	-AN	I-	IPANG-
	ANB	r-	r-IN	I-r-	r-AN	I-r-	IPANG-r-
	ABNC	r-UM-	r-IN-	I-r-IN-	r-IN-AN	I-r-IN-	IPINANG- r-
	ABC	-UM-	-IN-	I-IN-	-IN-AN	I-IN-	IPINANG-

D U R A T I V E	IMP	MAG-	-IN	I-	PAG-AN	IPAG- -AN	IPANG-
	INF	MAG-	-IN	I-	PAG-AN	IPAG- -AN	IPANG-
	ANB	MAG-r-	r-IN	I-r-	PAG-r-AN	IPAG-r- r-AN	IPANG-r-
	ABNC	NAG-r-	r-IN-	I-r-IN-	PINAG-r- AN	IPINAG-r- r-IN-AN	IPINANG- r-
	ABC	NAG-	-IN-	I-IN-	PINAG- AN	IPINAG- -IN-AN	IPINANG-

A P T A T I V E	INF.	MAKA-	MA-	MAI-	MA-AN MAPAG- AN	MAI- MA-AN	MAIPANG -
	ANB	MAKA-r-	MA-r-	MAI-r-	MA-r-AN MAPAG-r- AN	MAI- MA-r-AN	MAIPANG -r-
	ABNC	NAKA-r-	NA-r-	NAI-r-	NA-r-AN NAPAG-r- AN	NAI-r- NA-r-AN	NAIPANG- r-
	ABC	NAKA-	NA-	NAI-	NA-AN NAPAG- AN	NAI- NA-AN	NAIPANG -

S T A T I V E	IMP	MA-			MA-AN		
	INF	MA-			MA-AN		
	ANB	MA-r			MA-r-AN		
	ABNC	NA-r			NA-r-AN		
	ABC	NA-			NA-AN		